

Yuba County School Enrollment

2025 Update

Produced by

National Economic Education Delegation

June 28, 2026

Jon Haveman, Executive Director

415-336-5705 or Jon@NEEDEcon.org

Source: State of California, Department of Finance, California Public K-12 Graded Enrollment and High School Graduate Projections by County, 2025 Series. Sacramento, California, December 2025

Figure 1: Total K-12 Public School Enrollment

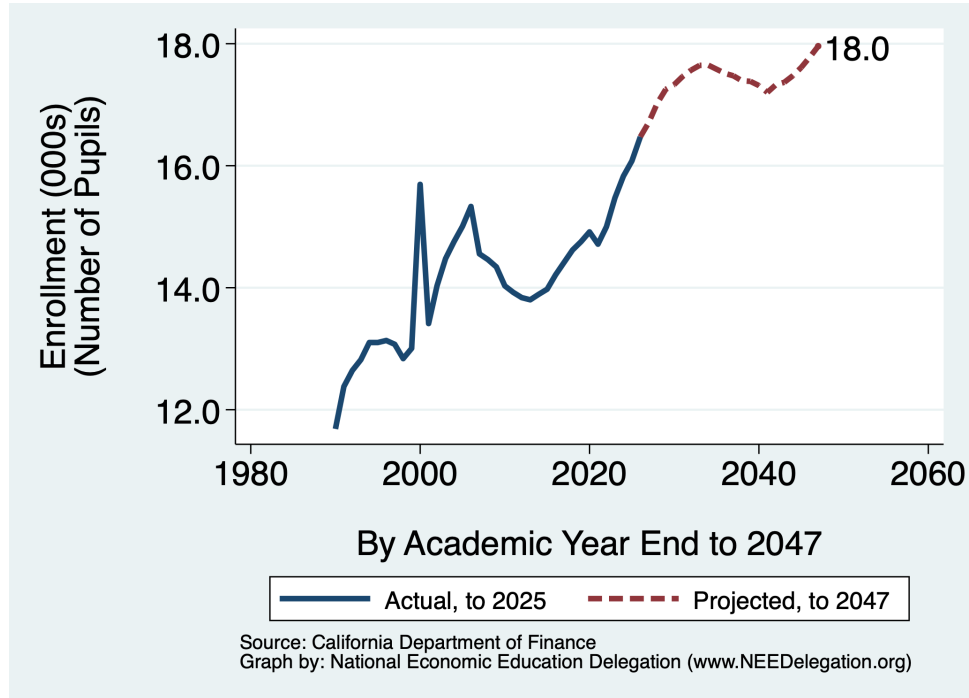


Figure 2: Total Kindergarten Public School Enrollment

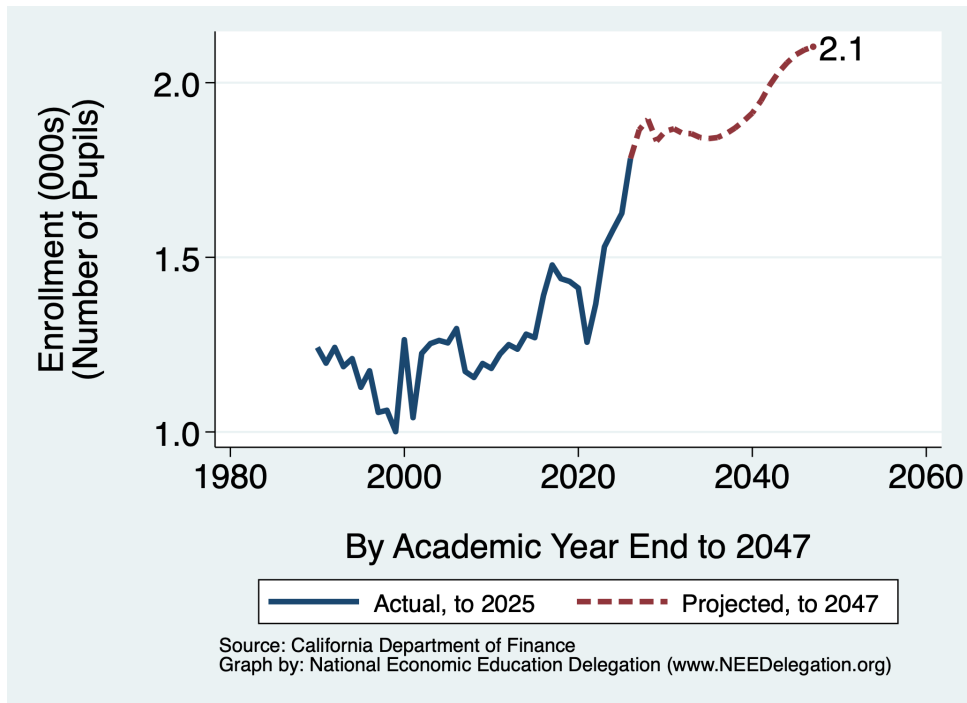


Figure 3: Total Elementary Public School Enrollment (Includes Kindergarten)

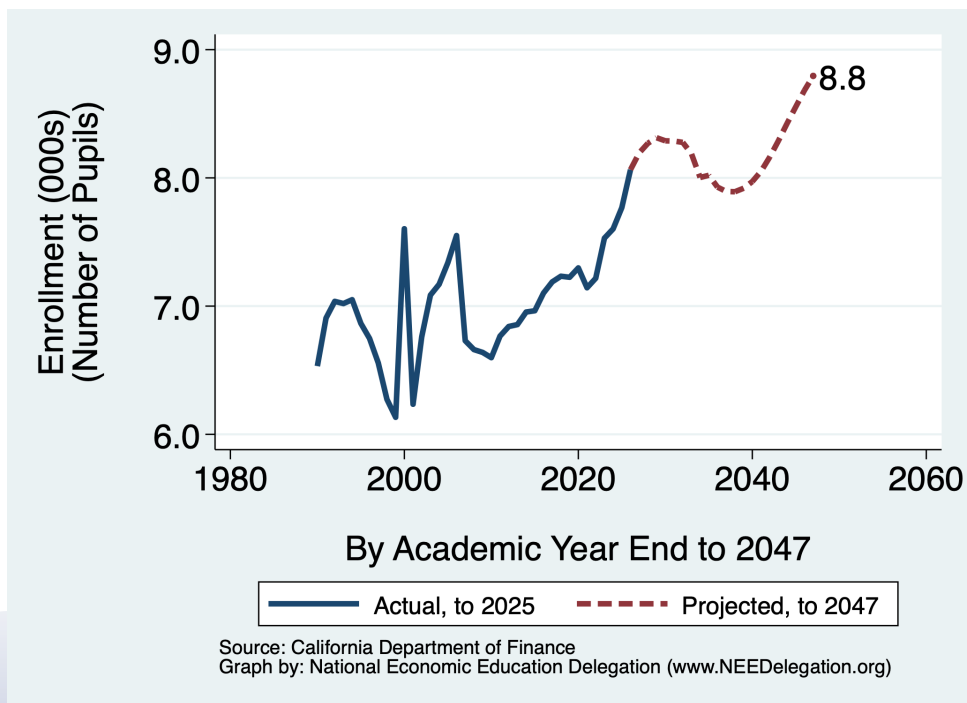


Figure 4: Total Public Middle (6-8) School Enrollment

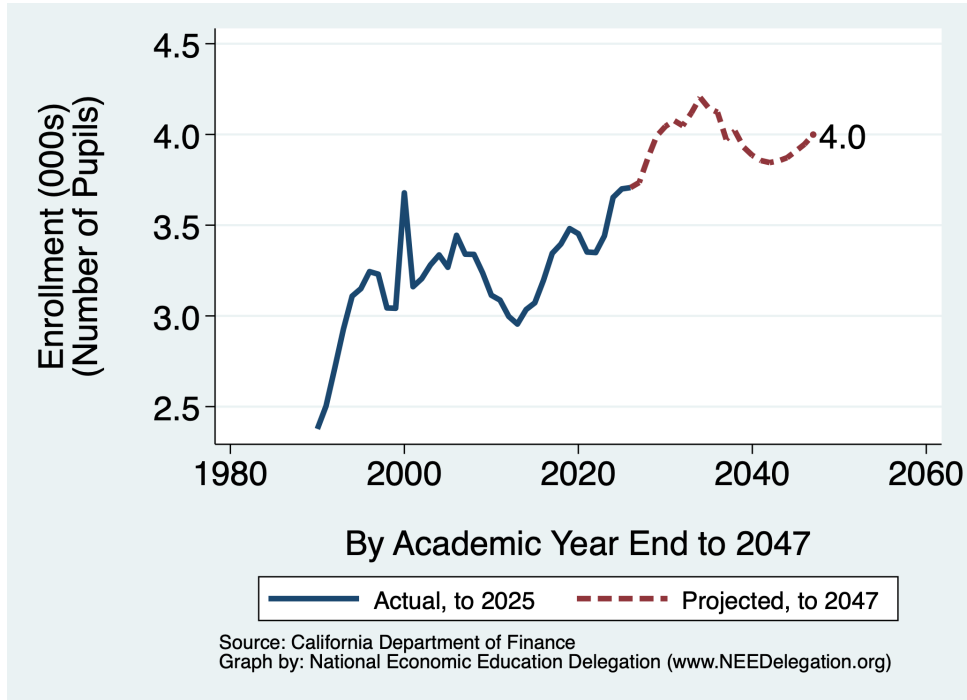


Figure 5: Total Public High School Enrollment

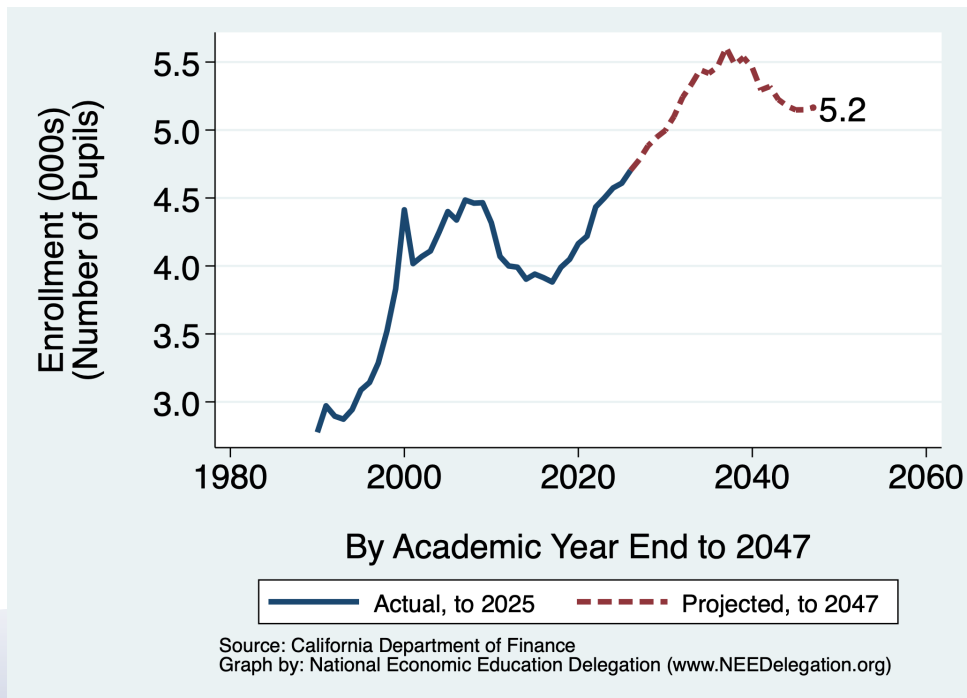


Table 1. School Enrollment Actuals and Projections

Year	Kindergarten	Elementary	Middle	High School	K-12
2000	1,264	7,603	3,678	4,413	15,694
2001	1,041	6,235	3,161	4,017	13,413
2002	1,225	6,761	3,205	4,069	14,035
2003	1,253	7,086	3,281	4,110	14,477
2004	1,262	7,170	3,336	4,249	14,755
2005	1,255	7,338	3,268	4,400	15,006
2006	1,296	7,550	3,444	4,338	15,332
2007	1,173	6,730	3,340	4,485	14,555
2008	1,156	6,661	3,339	4,462	14,462
2009	1,196	6,639	3,237	4,465	14,341
2010	1,182	6,598	3,114	4,318	14,030
2011	1,223	6,766	3,087	4,070	13,923
2012	1,250	6,841	2,997	4,000	13,838
2013	1,237	6,856	2,955	3,991	13,802
2014	1,280	6,954	3,035	3,903	13,892
2015	1,270	6,964	3,072	3,940	13,976
2016	1,391	7,102	3,197	3,914	14,213
2017	1,478	7,189	3,345	3,882	14,416
2018	1,439	7,233	3,396	3,990	14,619
2019	1,431	7,225	3,481	4,049	14,755
2020	1,412	7,298	3,453	4,164	14,915
2021	1,257	7,143	3,352	4,219	14,714
2022	1,366	7,217	3,349	4,434	15,000
2023	1,530	7,530	3,441	4,501	15,472
2024	1,579	7,602	3,653	4,574	15,829
2025	1,626	7,768	3,700	4,609	16,077
Projected					
2026	1,783	8,064	3,707	4,703	16,474
2027	1,865	8,195	3,735	4,781	16,711
2028	1,895	8,270	3,871	4,883	17,024
2029	1,833	8,313	3,991	4,947	17,251
2030	1,861	8,289	4,044	4,997	17,330
2031	1,868	8,287	4,077	5,100	17,464
2032	1,855	8,277	4,048	5,242	17,567
2033	1,854	8,190	4,119	5,336	17,645
2034	1,843	8,003	4,204	5,443	17,650
2035	1,840	8,020	4,145	5,417	17,582
2036	1,843	7,928	4,122	5,464	17,514
2037	1,854	7,894	3,973	5,606	17,473
2038	1,870	7,892	4,019	5,481	17,392
2039	1,890	7,919	3,930	5,534	17,383
2040	1,913	7,971	3,885	5,458	17,314
2041	1,948	8,051	3,856	5,295	17,202
2042	1,993	8,162	3,845	5,320	17,327
2043	2,029	8,289	3,854	5,224	17,367
2044	2,057	8,425	3,872	5,177	17,474
2045	2,080	8,555	3,908	5,148	17,611
2046	2,094	8,683	3,946	5,149	17,778
2047	2,103	8,795	3,999	5,165	17,959

Source: CA DOF, Marin Economic Consulting