

# Yolo County School Enrollment

2025 Update

Produced by

National Economic Education Delegation

June 28, 2026

Jon Haveman, Executive Director

415-336-5705 or [Jon@NEEDEcon.org](mailto:Jon@NEEDEcon.org)

**Source:** State of California, Department of Finance, California Public K-12 Graded Enrollment and High School Graduate Projections by County, 2025 Series. Sacramento, California, December 2025

Figure 1: Total K-12 Public School Enrollment

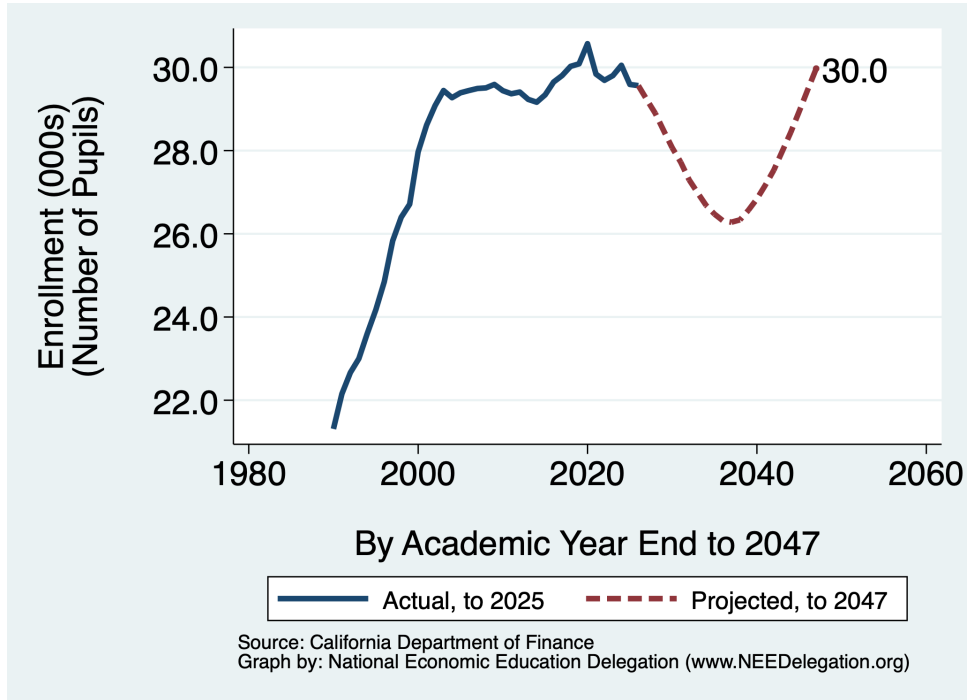


Figure 2: Total Kindergarten Public School Enrollment

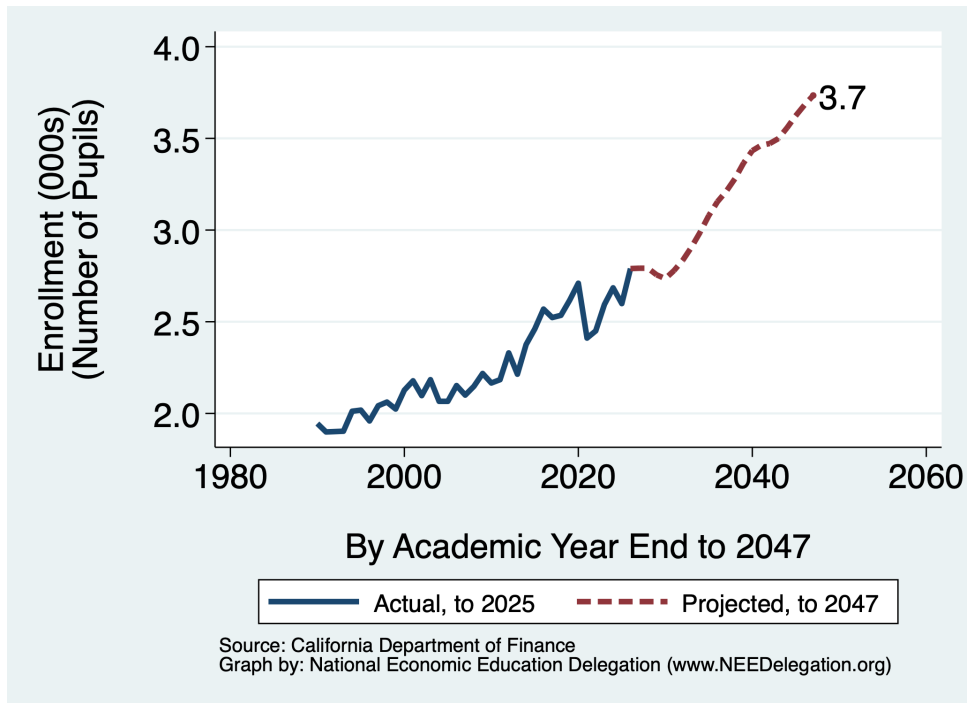


Figure 3: Total Elementary Public School Enrollment (Includes Kindergarten)

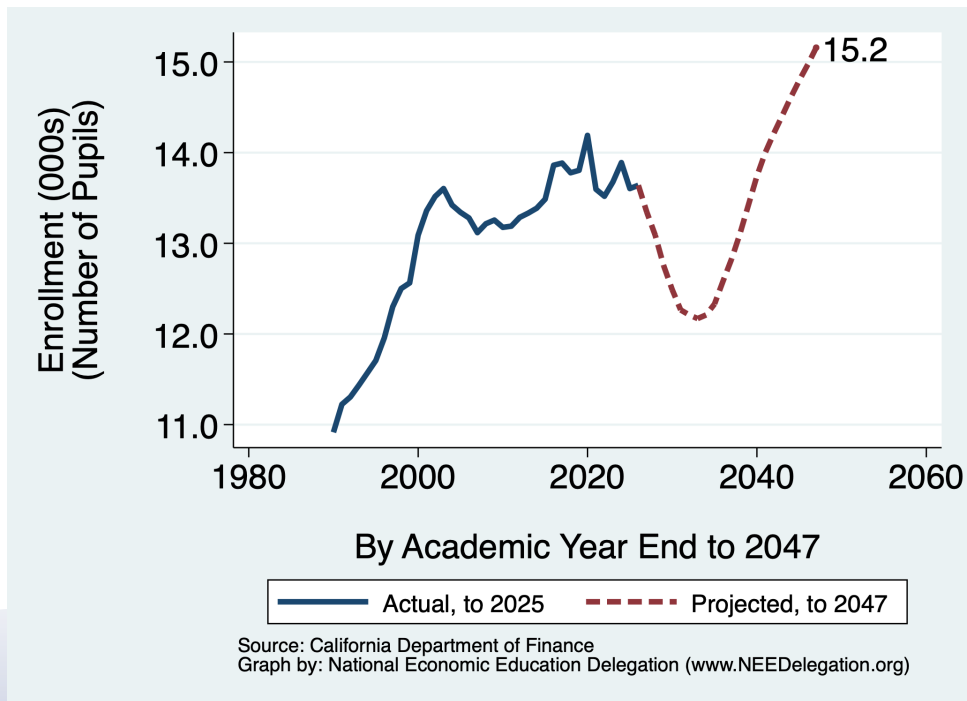


Figure 4: Total Public Middle (6-8) School Enrollment

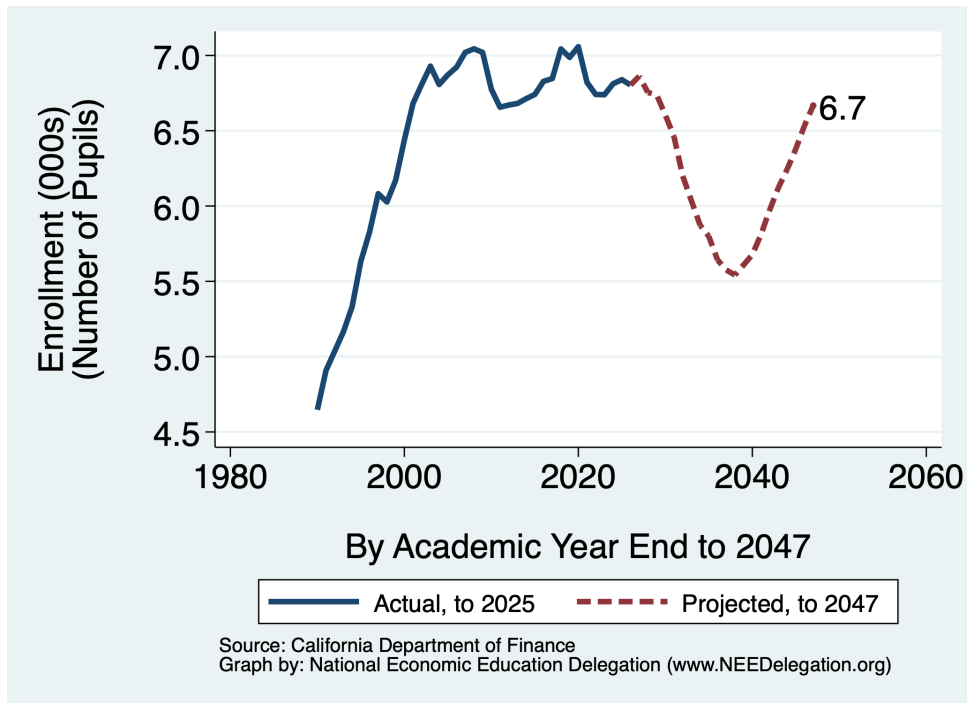
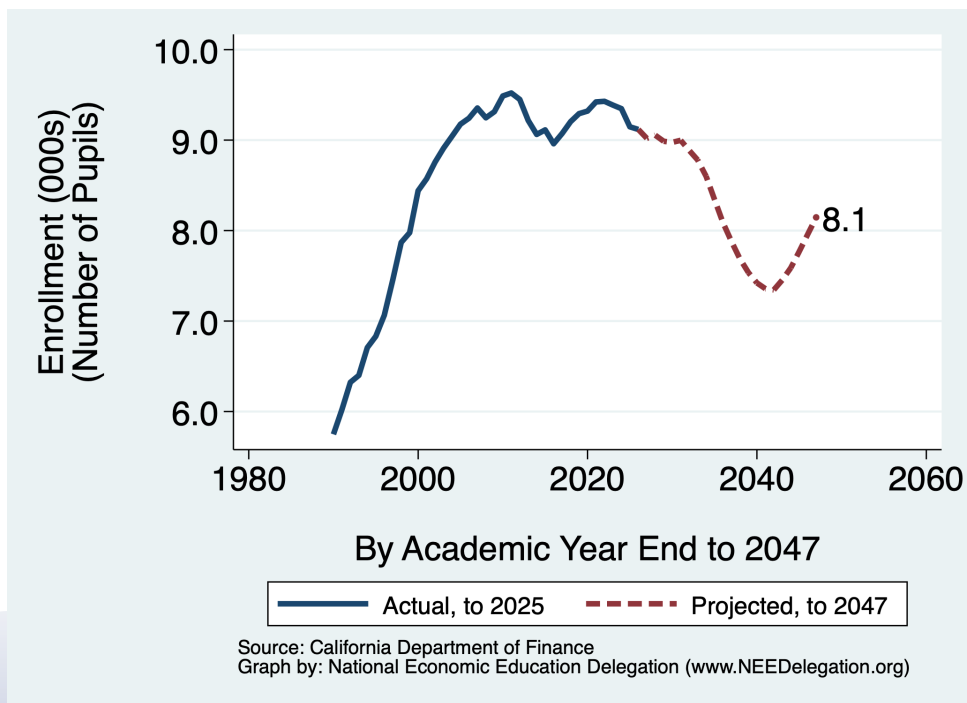


Figure 5: Total Public High School Enrollment



**Table 1. School Enrollment Actuals and Projections**

<b>Year</b>	<b>Kindergarten</b>	<b>Elementary</b>	<b>Middle</b>	<b>High School</b>	<b>K-12</b>
2000	2,127	13,090	6,438	8,441	27,969
2001	2,178	13,360	6,682	8,572	28,614
2002	2,097	13,516	6,808	8,757	29,081
2003	2,184	13,604	6,929	8,911	29,444
2004	2,066	13,422	6,807	9,043	29,272
2005	2,066	13,342	6,871	9,176	29,389
2006	2,152	13,280	6,922	9,242	29,444
2007	2,100	13,118	7,020	9,355	29,493
2008	2,148	13,216	7,044	9,247	29,507
2009	2,218	13,256	7,020	9,314	29,590
2010	2,166	13,176	6,776	9,488	29,440
2011	2,184	13,189	6,656	9,521	29,366
2012	2,330	13,286	6,671	9,450	29,407
2013	2,214	13,333	6,681	9,217	29,231
2014	2,376	13,387	6,713	9,063	29,163
2015	2,461	13,487	6,741	9,113	29,341
2016	2,569	13,861	6,828	8,960	29,649
2017	2,523	13,885	6,846	9,073	29,804
2018	2,535	13,778	7,043	9,204	30,025
2019	2,617	13,805	6,987	9,293	30,085
2020	2,710	14,190	7,058	9,321	30,569
2021	2,411	13,596	6,821	9,422	29,839
2022	2,450	13,519	6,741	9,429	29,689
2023	2,594	13,677	6,739	9,387	29,803
2024	2,685	13,890	6,812	9,348	30,050
2025	2,599	13,604	6,839	9,147	29,590
<b>Projected</b>					
2026	2,790	13,640	6,804	9,118	29,562
2027	2,792	13,344	6,862	9,020	29,226
2028	2,792	13,088	6,754	9,054	28,896
2029	2,756	12,751	6,739	8,987	28,477
2030	2,735	12,489	6,605	8,975	28,069
2031	2,779	12,265	6,461	8,998	27,724
2032	2,835	12,210	6,200	8,887	27,297
2033	2,906	12,170	6,035	8,781	26,986
2034	2,988	12,210	5,873	8,601	26,684
2035	3,079	12,331	5,799	8,343	26,473
2036	3,155	12,582	5,643	8,087	26,312
2037	3,211	12,824	5,576	7,880	26,280
2038	3,280	13,106	5,542	7,687	26,335
2039	3,366	13,423	5,609	7,536	26,568
2040	3,433	13,741	5,677	7,422	26,840
2041	3,462	14,003	5,811	7,358	27,172
2042	3,472	14,213	5,974	7,345	27,532
2043	3,499	14,409	6,122	7,454	27,985
2044	3,558	14,609	6,243	7,588	28,440
2045	3,624	14,796	6,379	7,769	28,944
2046	3,682	14,970	6,534	7,959	29,463
2047	3,734	15,158	6,667	8,146	29,971

Source: CA DOF, Marin Economic Consulting