

# Sutter County School Enrollment

2025 Update

Produced by

National Economic Education Delegation

June 28, 2026

Jon Haveman, Executive Director

415-336-5705 or [Jon@NEEDEcon.org](mailto:Jon@NEEDEcon.org)

**Source:** State of California, Department of Finance, California Public K-12 Graded Enrollment and High School Graduate Projections by County, 2025 Series. Sacramento, California, December 2025

Figure 1: Total K-12 Public School Enrollment

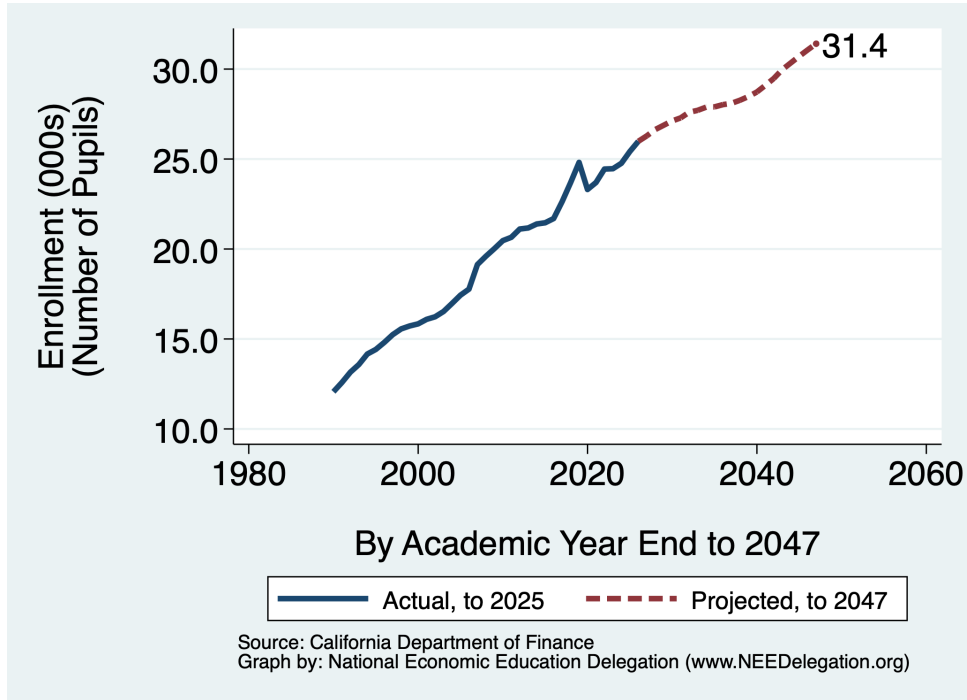


Figure 2: Total Kindergarten Public School Enrollment

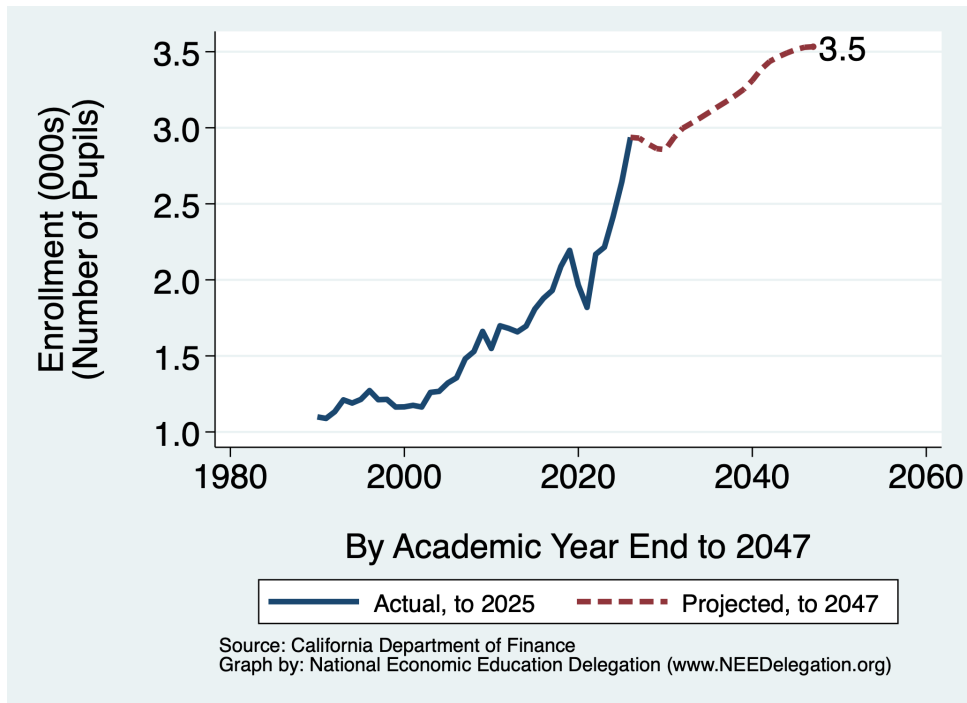


Figure 3: Total Elementary Public School Enrollment (Includes Kindergarten)

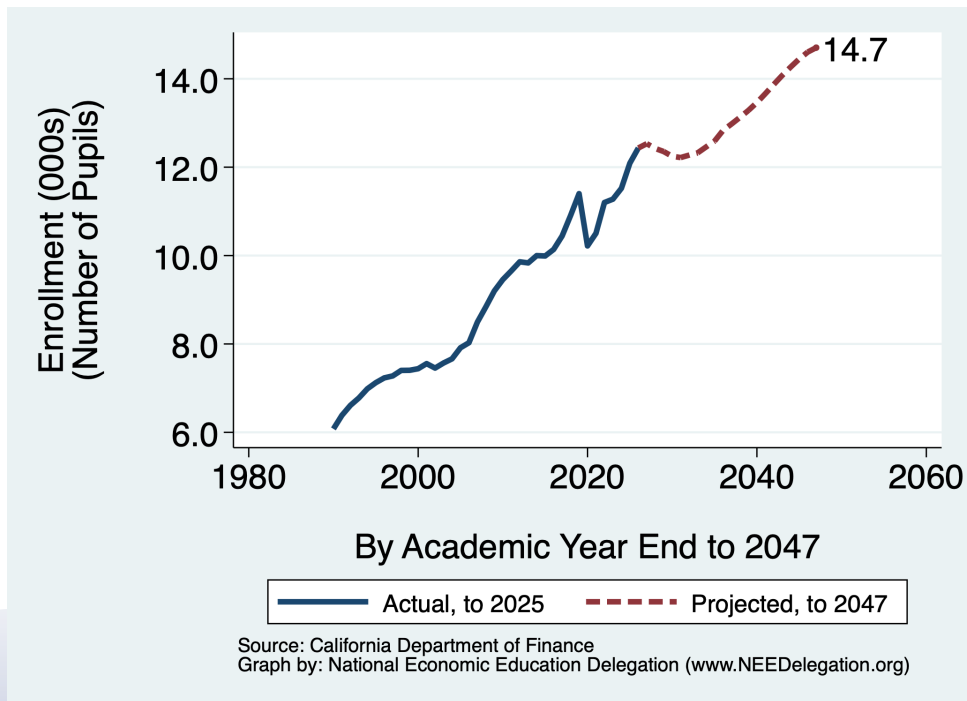


Figure 4: Total Public Middle (6-8) School Enrollment

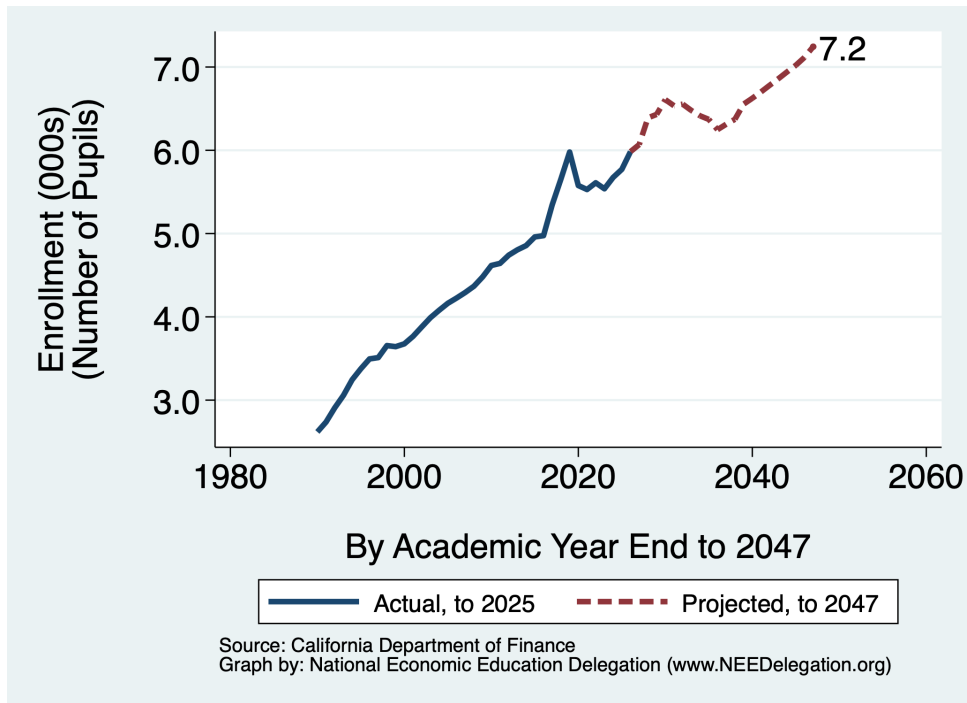
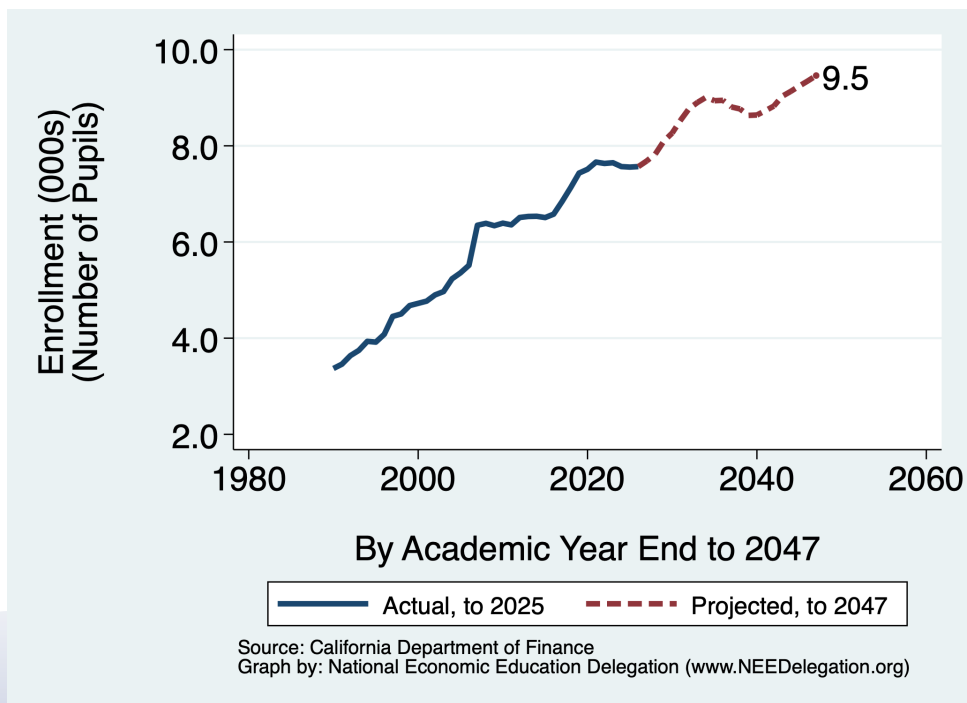


Figure 5: Total Public High School Enrollment



**Table 1. School Enrollment Actuals and Projections**

<b>Year</b>	<b>Kindergarten</b>	<b>Elementary</b>	<b>Middle</b>	<b>High School</b>	<b>K-12</b>
2000	1,165	7,440	3,676	4,724	15,840
2001	1,175	7,555	3,766	4,770	16,091
2002	1,164	7,454	3,879	4,900	16,233
2003	1,260	7,569	3,990	4,969	16,528
2004	1,267	7,663	4,079	5,234	16,976
2005	1,322	7,914	4,163	5,358	17,435
2006	1,356	8,028	4,226	5,515	17,769
2007	1,481	8,496	4,293	6,348	19,137
2008	1,529	8,841	4,368	6,388	19,597
2009	1,661	9,201	4,480	6,339	20,020
2010	1,549	9,457	4,617	6,392	20,466
2011	1,698	9,654	4,642	6,356	20,652
2012	1,681	9,859	4,741	6,510	21,110
2013	1,658	9,834	4,805	6,531	21,170
2014	1,696	9,999	4,856	6,535	21,390
2015	1,808	9,991	4,960	6,508	21,459
2016	1,879	10,139	4,975	6,579	21,693
2017	1,930	10,443	5,347	6,843	22,633
2018	2,089	10,907	5,655	7,128	23,690
2019	2,194	11,401	5,979	7,433	24,813
2020	1,966	10,219	5,577	7,512	23,308
2021	1,819	10,504	5,529	7,662	23,695
2022	2,168	11,201	5,610	7,633	24,444
2023	2,215	11,277	5,538	7,648	24,463
2024	2,415	11,522	5,674	7,568	24,764
2025	2,644	12,091	5,771	7,558	25,420
<b>Projected</b>					
2026	2,937	12,434	5,984	7,568	25,986
2027	2,932	12,532	6,069	7,686	26,287
2028	2,894	12,424	6,390	7,827	26,641
2029	2,863	12,354	6,431	8,095	26,880
2030	2,856	12,246	6,608	8,266	27,120
2031	2,936	12,218	6,535	8,536	27,289
2032	2,997	12,273	6,554	8,776	27,603
2033	3,030	12,324	6,478	8,904	27,706
2034	3,064	12,458	6,414	9,010	27,882
2035	3,100	12,590	6,371	8,938	27,899
2036	3,137	12,832	6,248	8,946	28,026
2037	3,172	12,977	6,313	8,808	28,098
2038	3,210	13,128	6,372	8,767	28,267
2039	3,252	13,285	6,555	8,633	28,473
2040	3,311	13,463	6,625	8,641	28,729
2041	3,384	13,665	6,701	8,730	29,096
2042	3,436	13,874	6,781	8,826	29,481
2043	3,467	14,079	6,860	9,032	29,971
2044	3,492	14,269	6,942	9,132	30,343
2045	3,514	14,449	7,021	9,243	30,713
2046	3,529	14,605	7,116	9,348	31,069
2047	3,533	14,705	7,244	9,461	31,410

Source: CA DOF, Marin Economic Consulting