

Sacramento County School Enrollment

2025 Update

Produced by

National Economic Education Delegation

June 28, 2026

Jon Haveman, Executive Director

415-336-5705 or Jon@NEEDEcon.org

Source: State of California, Department of Finance, California Public K-12 Graded Enrollment and High School Graduate Projections by County, 2025 Series. Sacramento, California, December 2025

Figure 1: Total K-12 Public School Enrollment

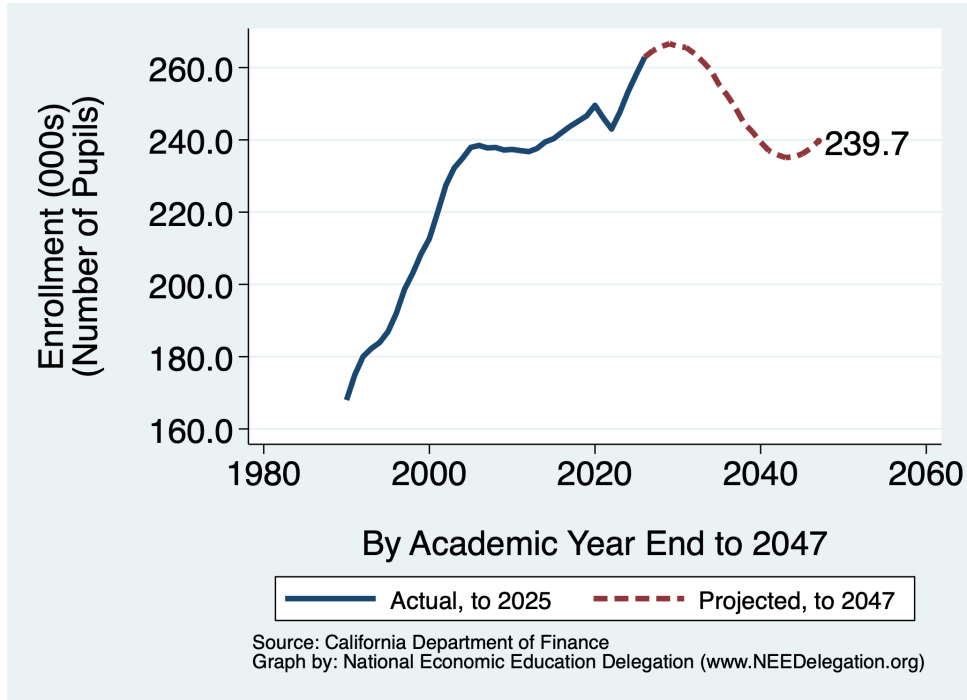


Figure 2: Total Kindergarten Public School Enrollment

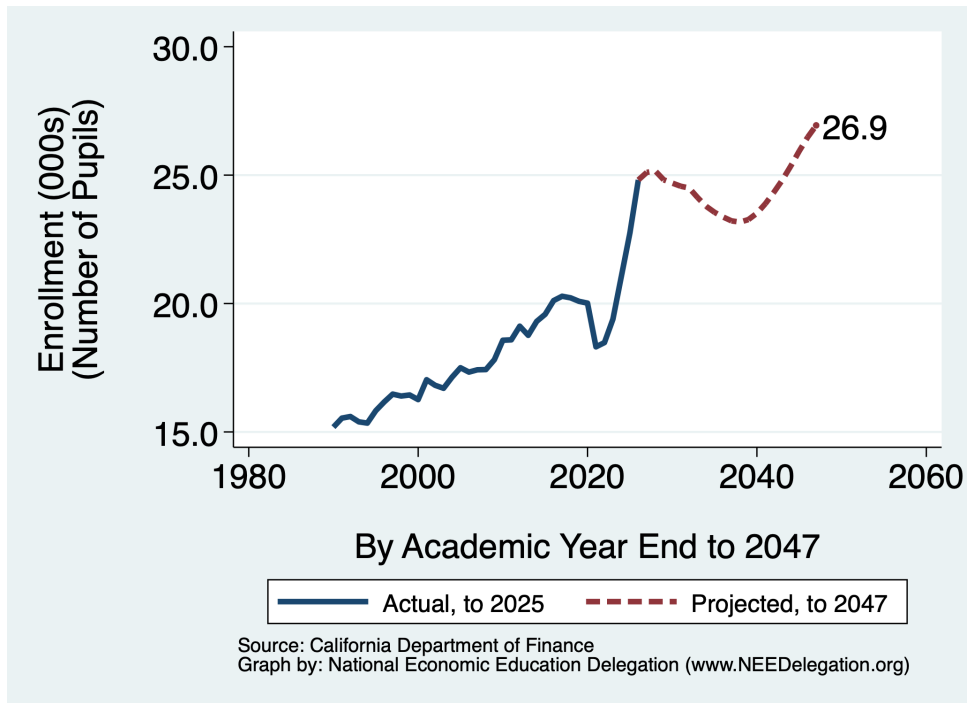


Figure 3: Total Elementary Public School Enrollment (Includes Kindergarten)

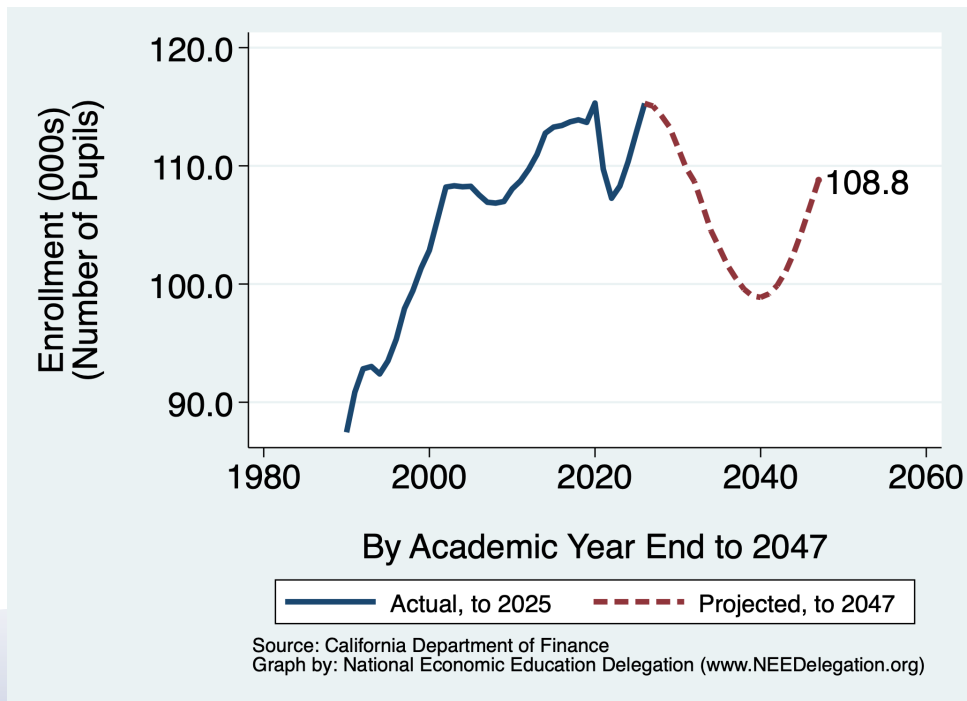


Figure 4: Total Public Middle (6-8) School Enrollment

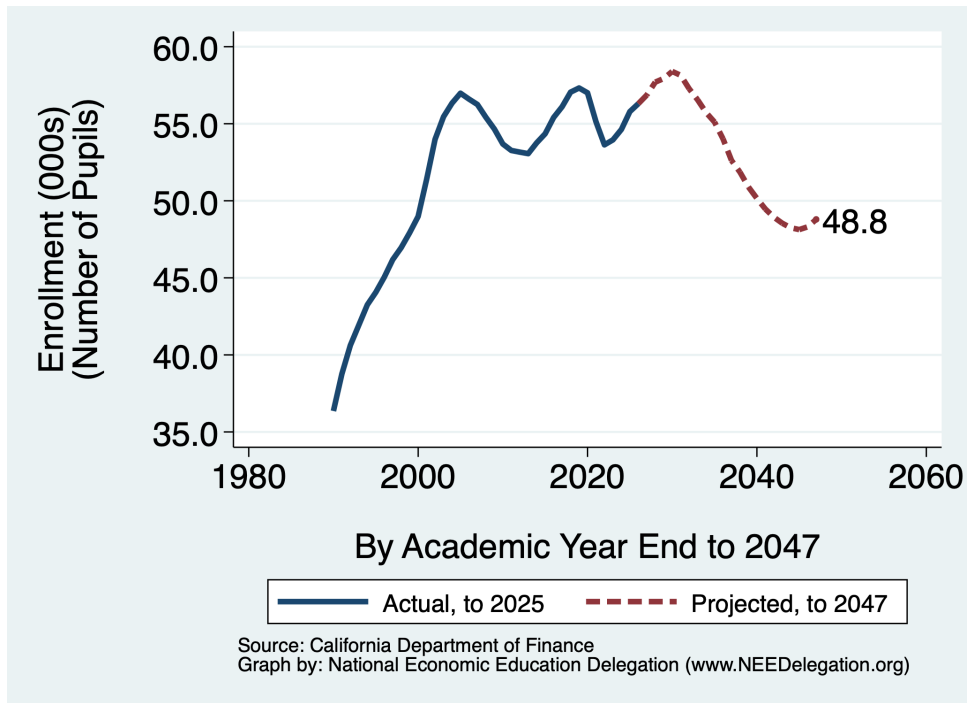


Figure 5: Total Public High School Enrollment

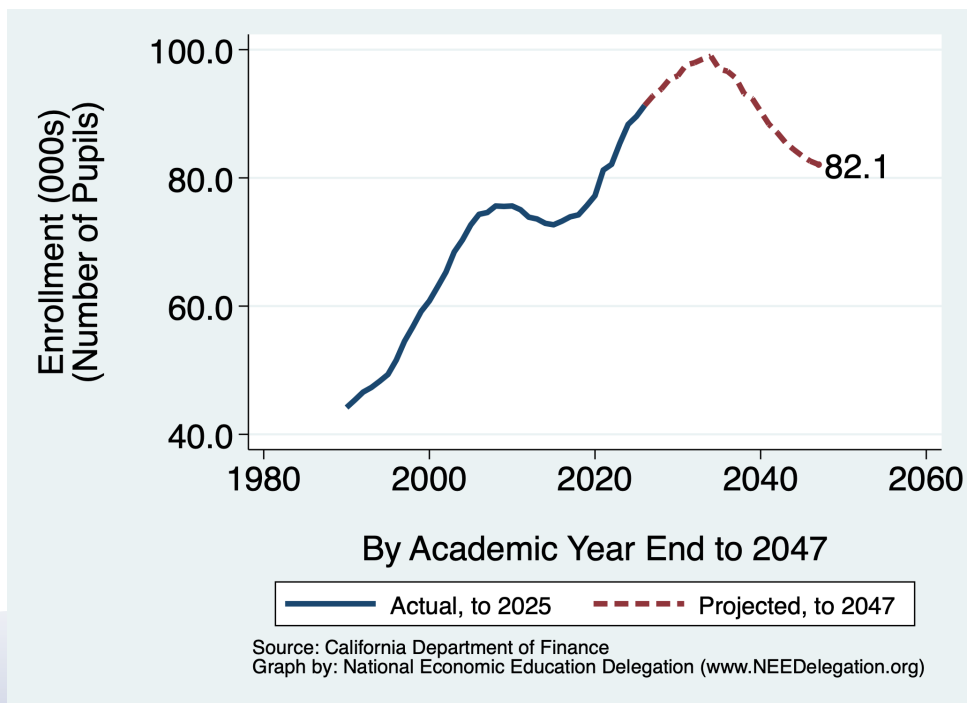


Table 1. School Enrollment Actuals and Projections

Year	Kindergarten	Elementary	Middle	High School	K-12
2000	16,260	102,854	48,987	60,805	212,646
2001	17,033	105,526	51,388	63,031	219,945
2002	16,817	108,202	53,994	65,298	227,494
2003	16,700	108,315	55,457	68,446	232,218
2004	17,132	108,230	56,336	70,333	234,899
2005	17,500	108,269	56,982	72,662	237,913
2006	17,331	107,541	56,602	74,320	238,463
2007	17,420	106,923	56,250	74,597	237,770
2008	17,429	106,850	55,419	75,616	237,885
2009	17,814	106,986	54,658	75,550	237,194
2010	18,570	108,049	53,686	75,618	237,353
2011	18,587	108,723	53,267	75,035	237,025
2012	19,117	109,719	53,159	73,870	236,748
2013	18,763	110,968	53,061	73,591	237,620
2014	19,305	112,766	53,765	72,912	239,443
2015	19,582	113,280	54,351	72,687	240,318
2016	20,116	113,415	55,407	73,247	242,069
2017	20,284	113,724	56,105	73,926	243,755
2018	20,222	113,893	57,052	74,235	245,180
2019	20,086	113,678	57,322	75,663	246,663
2020	20,015	115,311	57,009	77,220	249,540
2021	18,314	109,716	55,133	81,220	246,069
2022	18,480	107,261	53,632	82,109	243,002
2023	19,391	108,290	53,954	85,402	247,646
2024	21,065	110,356	54,631	88,344	253,331
2025	22,741	112,863	55,790	89,582	258,235
Projected					
2026	24,812	115,283	56,302	91,311	262,896
2027	25,106	115,052	56,864	92,788	264,704
2028	25,166	114,271	57,700	93,841	265,812
2029	24,817	113,287	57,936	95,388	266,611
2030	24,691	111,568	58,395	95,917	265,880
2031	24,569	109,819	58,141	97,609	265,569
2032	24,498	108,671	57,272	97,953	263,896
2033	24,125	106,633	56,551	98,525	261,709
2034	23,787	104,521	55,728	98,985	259,234
2035	23,553	103,073	55,110	96,984	255,167
2036	23,370	101,598	54,021	96,628	252,247
2037	23,219	100,492	52,625	95,567	248,684
2038	23,170	99,564	51,862	93,162	244,588
2039	23,269	98,996	50,899	92,357	242,252
2040	23,517	98,876	50,154	90,362	239,392
2041	23,888	99,169	49,466	88,373	237,008
2042	24,328	99,878	48,937	87,064	235,879
2043	24,807	101,041	48,543	85,517	235,101
2044	25,352	102,617	48,250	84,420	235,287
2045	25,937	104,531	48,133	83,435	236,099
2046	26,479	106,648	48,310	82,613	237,571
2047	26,937	108,797	48,794	82,080	239,671

Source: CA DOF, Marin Economic Consulting