

Placer County School Enrollment

2025 Update

Produced by

National Economic Education Delegation

June 28, 2026

Jon Haveman, Executive Director

415-336-5705 or Jon@NEEDEcon.org

Source: State of California, Department of Finance, California Public K-12 Graded Enrollment and High School Graduate Projections by County, 2025 Series. Sacramento, California, December 2025

Figure 1: Total K-12 Public School Enrollment

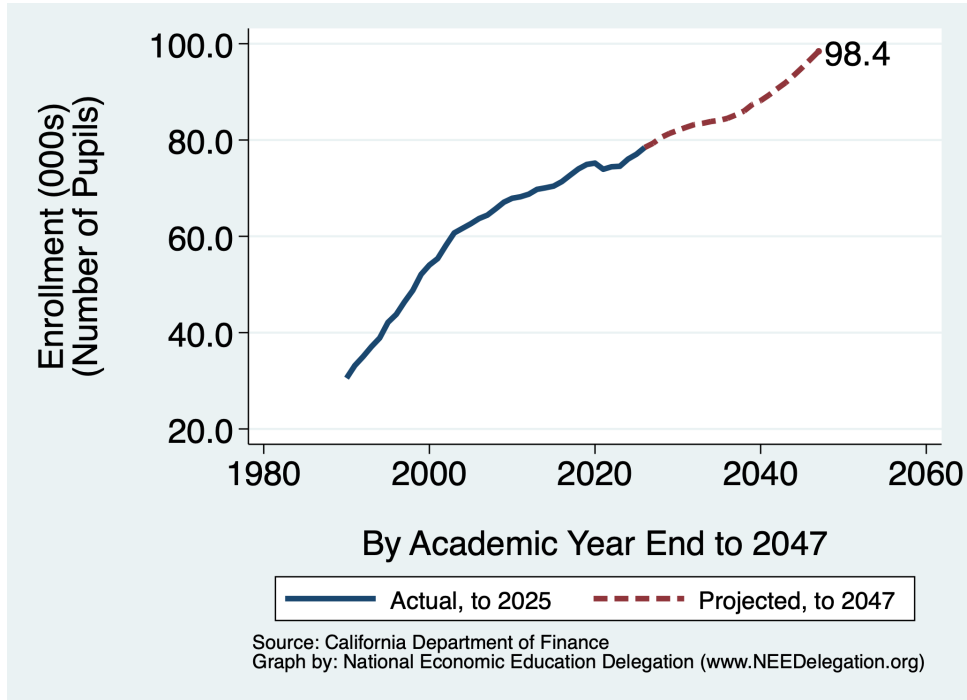


Figure 2: Total Kindergarten Public School Enrollment

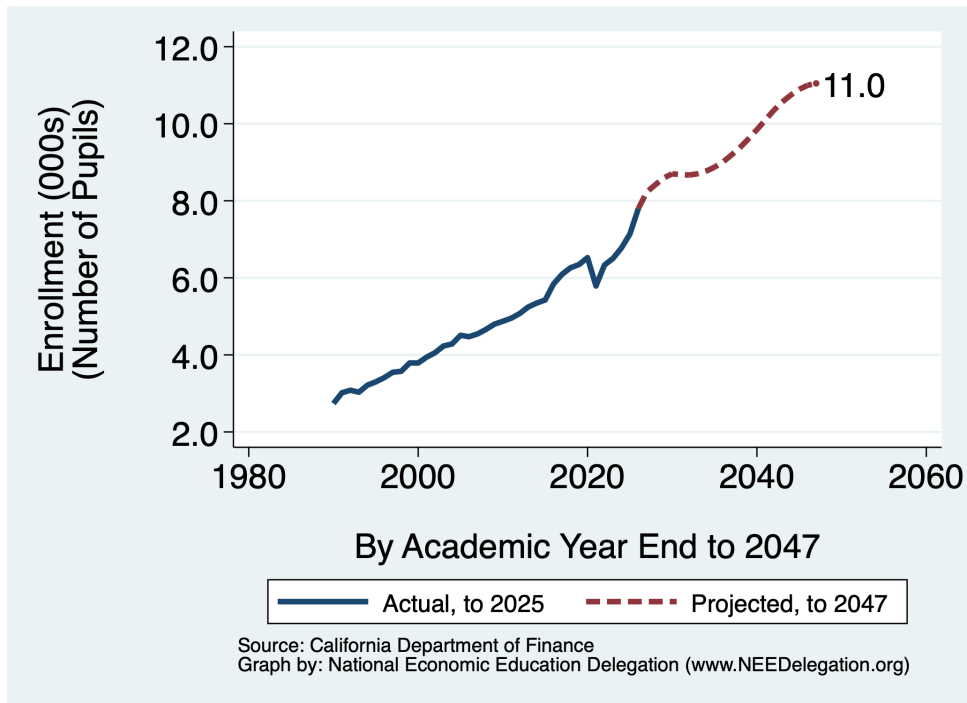


Figure 3: Total Elementary Public School Enrollment (Includes Kindergarten)

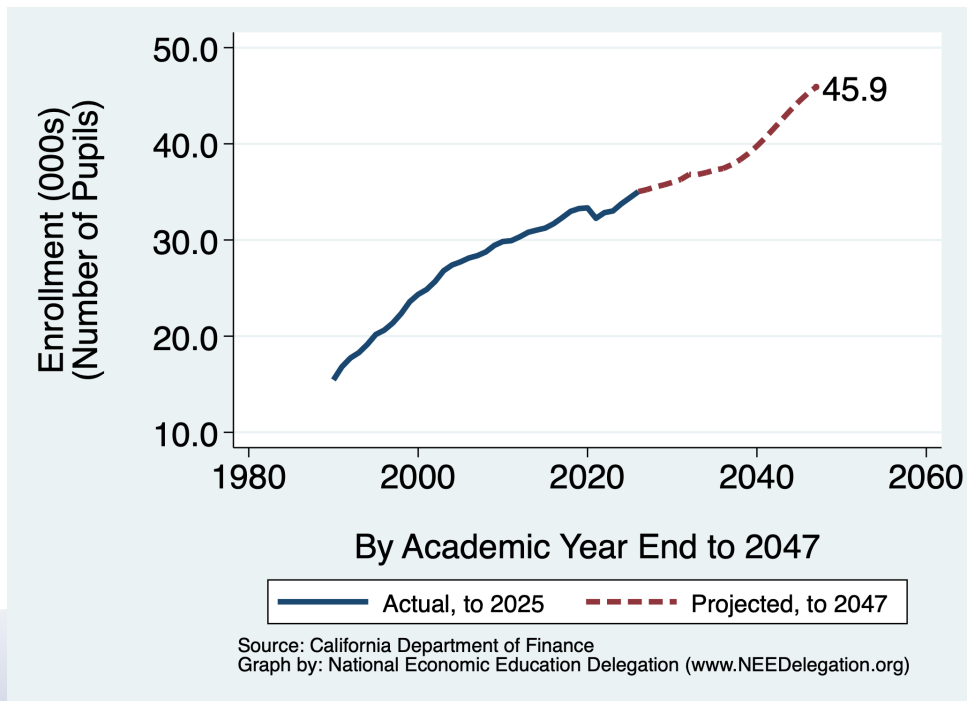


Figure 4: Total Public Middle (6-8) School Enrollment

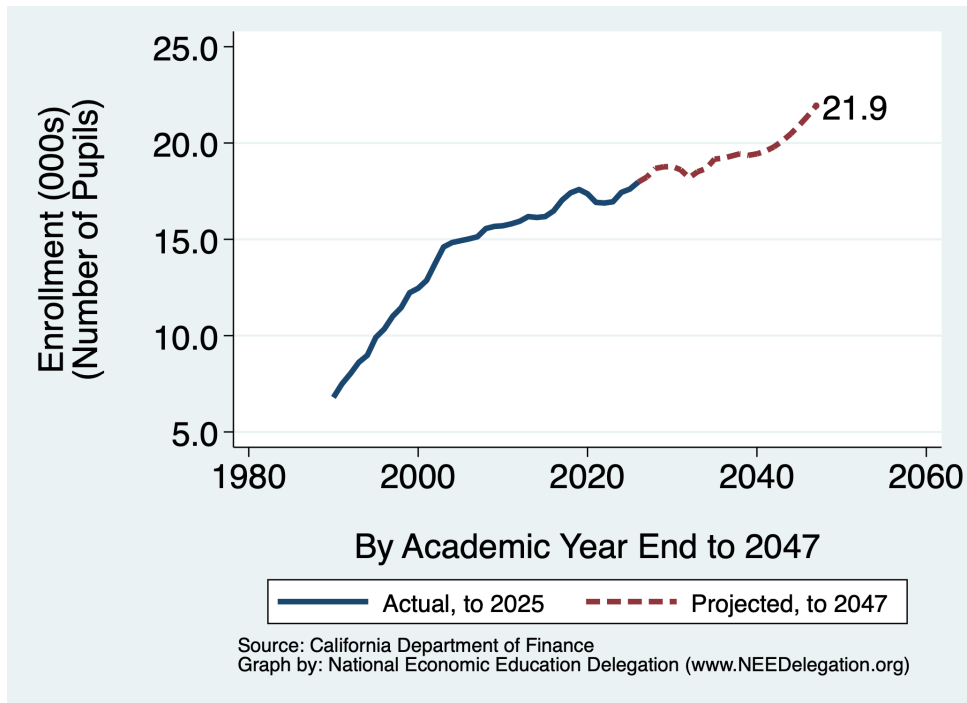


Figure 5: Total Public High School Enrollment

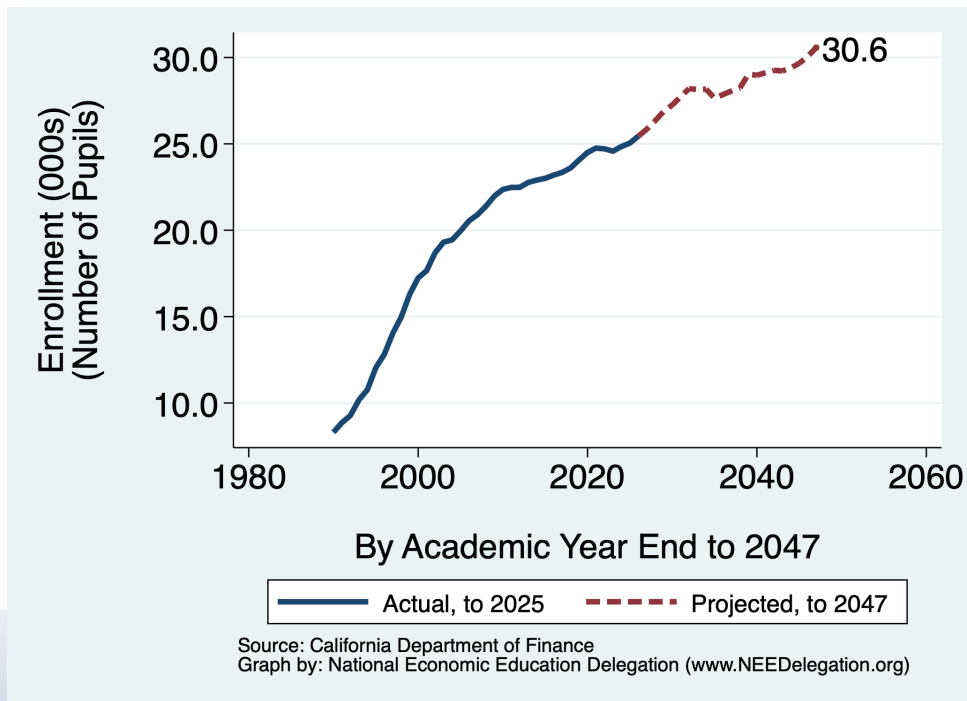


Table 1. School Enrollment Actuals and Projections

Year	Kindergarten	Elementary	Middle	High School	K-12
2000	3,790	24,342	12,458	17,234	54,034
2001	3,942	24,850	12,867	17,661	55,378
2002	4,058	25,681	13,744	18,695	58,120
2003	4,232	26,796	14,601	19,308	60,705
2004	4,283	27,395	14,831	19,437	61,663
2005	4,508	27,726	14,928	19,956	62,610
2006	4,473	28,129	15,022	20,540	63,691
2007	4,544	28,372	15,132	20,896	64,400
2008	4,660	28,763	15,559	21,386	65,708
2009	4,797	29,438	15,671	21,979	67,088
2010	4,873	29,841	15,704	22,360	67,905
2011	4,953	29,929	15,804	22,479	68,212
2012	5,075	30,328	15,939	22,484	68,751
2013	5,244	30,806	16,182	22,768	69,756
2014	5,345	31,031	16,135	22,902	70,068
2015	5,426	31,236	16,180	23,006	70,422
2016	5,846	31,694	16,475	23,192	71,361
2017	6,094	32,318	17,037	23,346	72,701
2018	6,263	32,978	17,413	23,608	73,999
2019	6,346	33,271	17,587	24,069	74,927
2020	6,525	33,340	17,366	24,502	75,208
2021	5,790	32,255	16,917	24,754	73,926
2022	6,332	32,845	16,886	24,715	74,446
2023	6,503	33,018	16,949	24,578	74,545
2024	6,774	33,765	17,438	24,847	76,050
2025	7,136	34,394	17,609	25,045	77,048
Projected					
2026	7,799	35,030	17,974	25,446	78,450
2027	8,229	35,238	18,231	25,846	79,315
2028	8,416	35,524	18,681	26,343	80,548
2029	8,594	35,725	18,764	26,883	81,372
2030	8,700	35,988	18,782	27,247	82,017
2031	8,681	36,291	18,610	27,736	82,637
2032	8,669	36,816	18,196	28,197	83,209
2033	8,702	36,811	18,509	28,148	83,468
2034	8,771	37,007	18,671	28,168	83,846
2035	8,873	37,269	19,165	27,643	84,077
2036	9,011	37,435	19,212	27,858	84,505
2037	9,187	37,823	19,325	28,061	85,209
2038	9,383	38,338	19,441	28,245	86,024
2039	9,607	38,988	19,361	29,030	87,379
2040	9,847	39,762	19,438	28,973	88,173
2041	10,098	40,638	19,576	29,110	89,324
2042	10,349	41,593	19,795	29,258	90,646
2043	10,566	42,566	20,105	29,222	91,893
2044	10,745	43,529	20,475	29,395	93,399
2045	10,894	44,433	20,920	29,661	95,014
2046	10,999	45,240	21,403	30,065	96,708
2047	11,047	45,908	21,934	30,570	98,412

Source: CA DOF, Marin Economic Consulting