

El Dorado County School Enrollment

2025 Update

Produced by

National Economic Education Delegation

June 28, 2026

Jon Haveman, Executive Director

415-336-5705 or Jon@NEEDEcon.org

Source: State of California, Department of Finance, California Public K-12 Graded Enrollment and High School Graduate Projections by County, 2025 Series. Sacramento, California, December 2025

Figure 1: Total K-12 Public School Enrollment

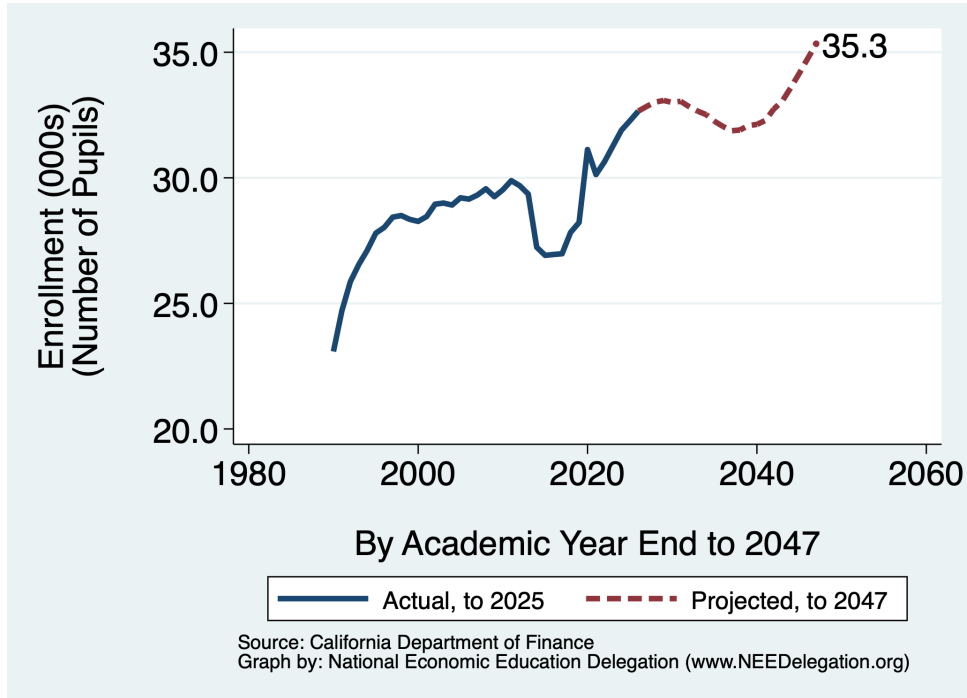


Figure 2: Total Kindergarten Public School Enrollment

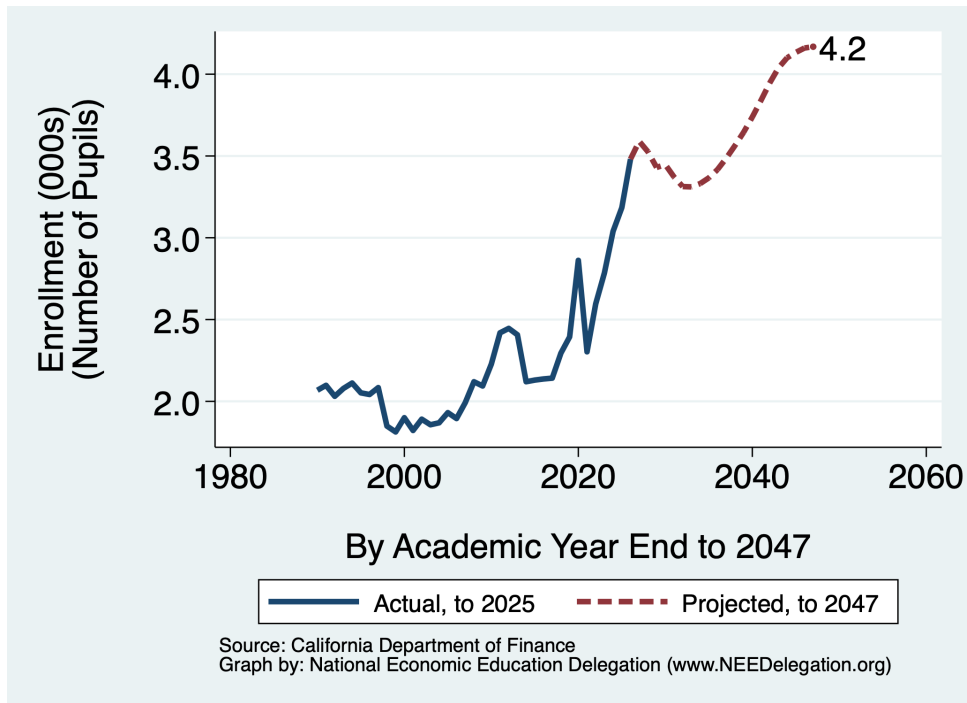


Figure 3: Total Elementary Public School Enrollment (Includes Kindergarten)

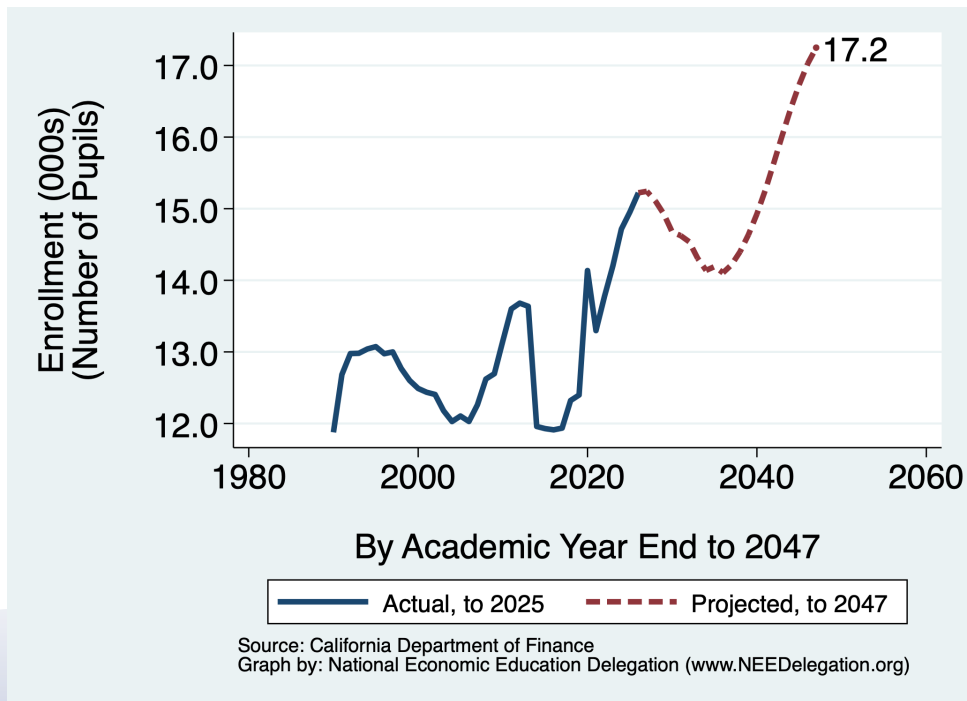


Figure 4: Total Public Middle (6-8) School Enrollment

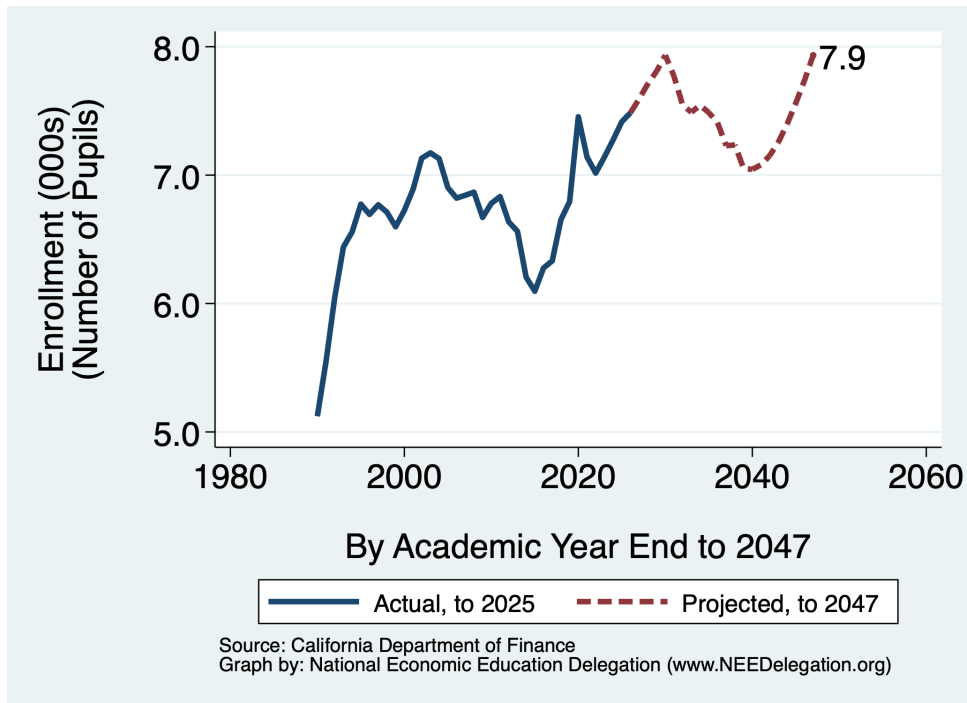


Figure 5: Total Public High School Enrollment

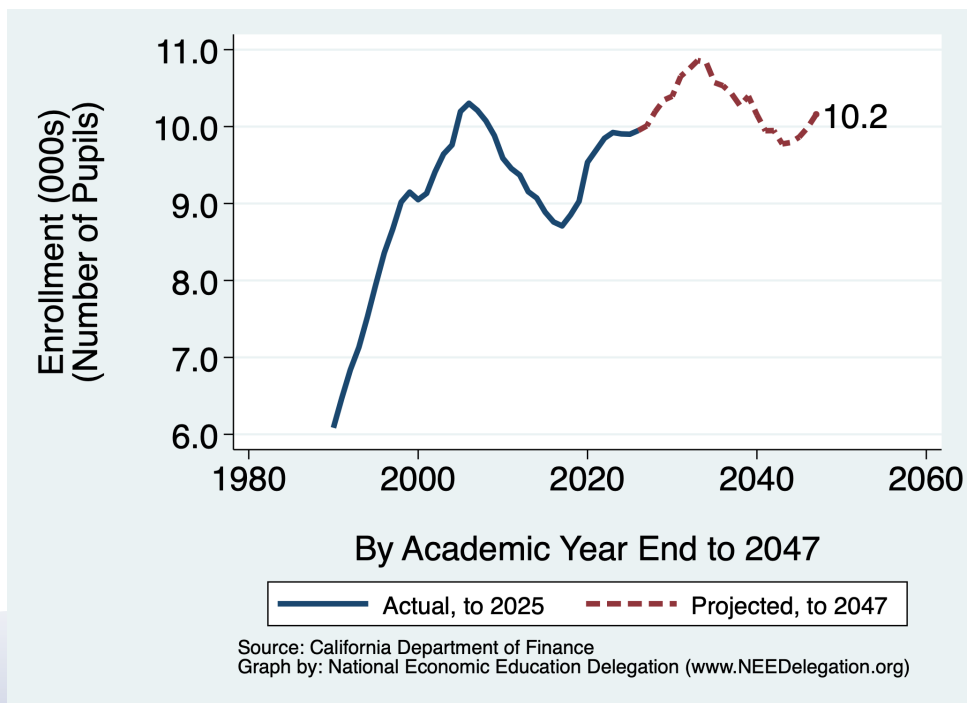


Table 1. School Enrollment Actuals and Projections

Year	Kindergarten	Elementary	Middle	High School	K-12
2000	1,900	12,490	6,725	9,050	28,265
2001	1,822	12,437	6,889	9,132	28,458
2002	1,891	12,406	7,132	9,412	28,950
2003	1,857	12,179	7,173	9,643	28,995
2004	1,869	12,028	7,128	9,761	28,917
2005	1,931	12,105	6,903	10,196	29,204
2006	1,895	12,029	6,821	10,303	29,153
2007	1,992	12,261	6,843	10,211	29,315
2008	2,120	12,621	6,867	10,075	29,563
2009	2,094	12,696	6,671	9,884	29,251
2010	2,228	13,154	6,780	9,589	29,523
2011	2,419	13,600	6,833	9,455	29,888
2012	2,446	13,681	6,636	9,370	29,687
2013	2,407	13,637	6,563	9,154	29,354
2014	2,120	11,959	6,205	9,072	27,236
2015	2,130	11,929	6,096	8,888	26,913
2016	2,137	11,912	6,277	8,760	26,949
2017	2,142	11,936	6,332	8,709	26,977
2018	2,295	12,321	6,653	8,852	27,826
2019	2,394	12,398	6,794	9,029	28,221
2020	2,862	14,136	7,454	9,536	31,126
2021	2,303	13,298	7,141	9,692	30,131
2022	2,596	13,773	7,016	9,848	30,637
2023	2,785	14,204	7,141	9,923	31,268
2024	3,040	14,716	7,274	9,905	31,895
2025	3,184	14,953	7,416	9,901	32,270
Projected					
2026	3,481	15,222	7,486	9,949	32,657
2027	3,590	15,243	7,595	10,009	32,847
2028	3,526	15,111	7,712	10,195	33,018
2029	3,430	14,927	7,809	10,344	33,080
2030	3,447	14,675	7,934	10,394	33,003
2031	3,372	14,624	7,770	10,653	33,047
2032	3,313	14,539	7,543	10,750	32,832
2033	3,311	14,308	7,490	10,858	32,656
2034	3,331	14,139	7,544	10,836	32,519
2035	3,366	14,192	7,487	10,572	32,251
2036	3,417	14,105	7,409	10,531	32,045
2037	3,486	14,216	7,229	10,430	31,875
2038	3,563	14,397	7,235	10,273	31,905
2039	3,645	14,637	7,052	10,395	32,084
2040	3,738	14,927	7,045	10,155	32,127
2041	3,840	15,262	7,080	9,946	32,288
2042	3,946	15,640	7,152	9,948	32,740
2043	4,038	16,027	7,257	9,775	33,059
2044	4,100	16,400	7,397	9,793	33,590
2045	4,133	16,734	7,560	9,864	34,158
2046	4,160	17,025	7,737	9,989	34,751
2047	4,168	17,249	7,933	10,159	35,341

Source: CA DOF, Marin Economic Consulting