



Osher Lifelong Learning Institute, Winter 2023
Contemporary Economic Policy


Clemson University
March, 2023

National Economic Education Delegation

 NATIONAL ECONOMIC EDUCATION DELEGATION


1

1



Course Outline

- **Contemporary Economic Policy**
 - Week 1 (3/2): Federal Debt (Brian Peterson, Lagrange College)
 - **Week 2 (3/9): Trade Deficits and Exchange Rates (Alan Deardorff, U of Michigan)**
 - Week 3 (3/16): Monetary Policy (Geoffrey Woglom, Amherst College)

 NATIONAL ECONOMIC EDUCATION DELEGATION

2

2

Submitting Questions

- Please submit questions of clarification in the chat.
 - I will try to handle them as they come up.
- We can have a verbal Q&A once the material has been presented.
- Slides will be available from the NEED website tomorrow (https://needelegation.org/delivered_presentations.php)

3



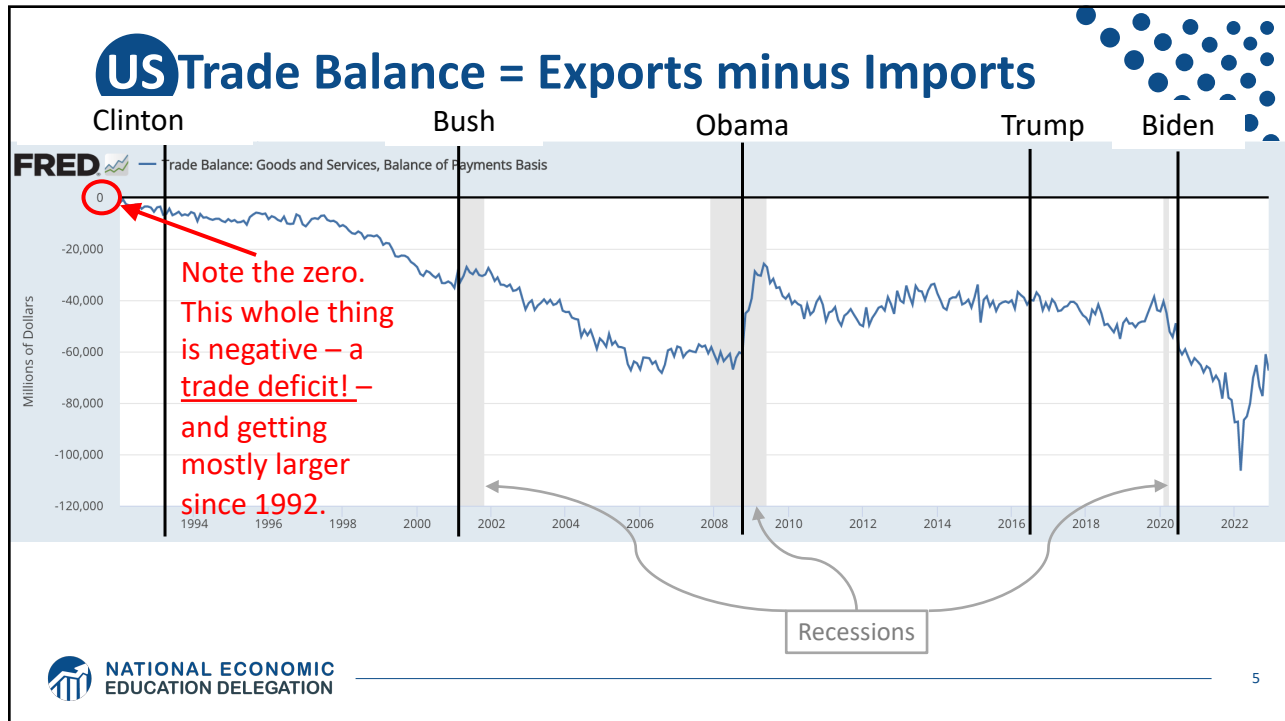
Trade Deficits and Exchange Rates

Clemson University
March 9, 2023

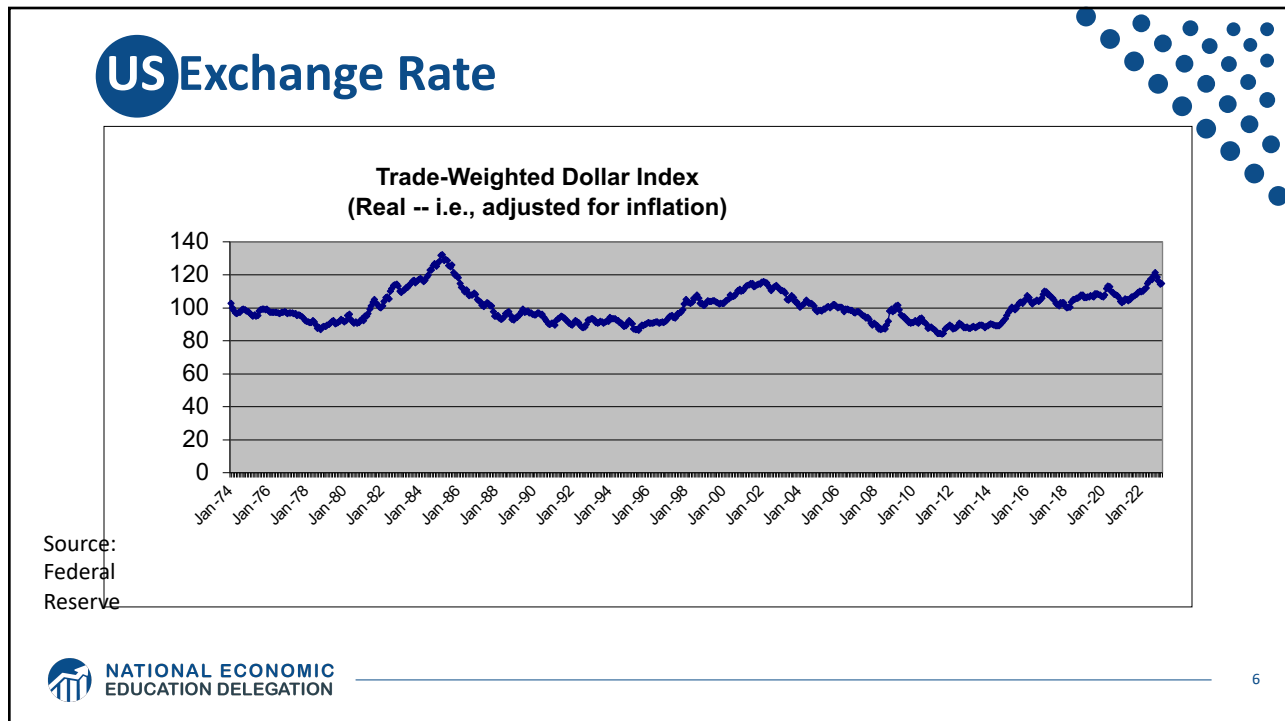
Alan Deardorff
University of Michigan



4



5



6

Outline

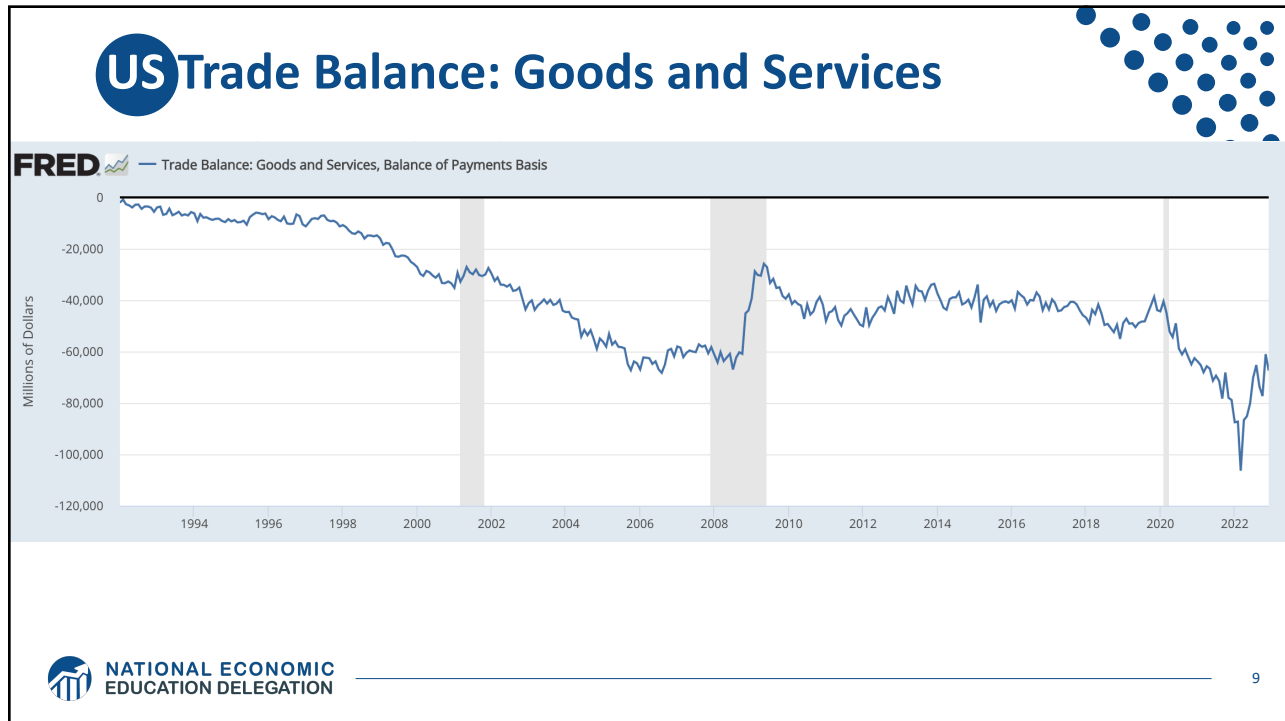
- **The trade deficit**
 - How it's defined
 - How it has changed over time, US and other
 - What it means and does not mean
- **Exchange rates**
 - What they are
 - How they are determined
 - How they have changed over time, US and other
 - How they matter
 - Currency manipulation (if time allows)

7

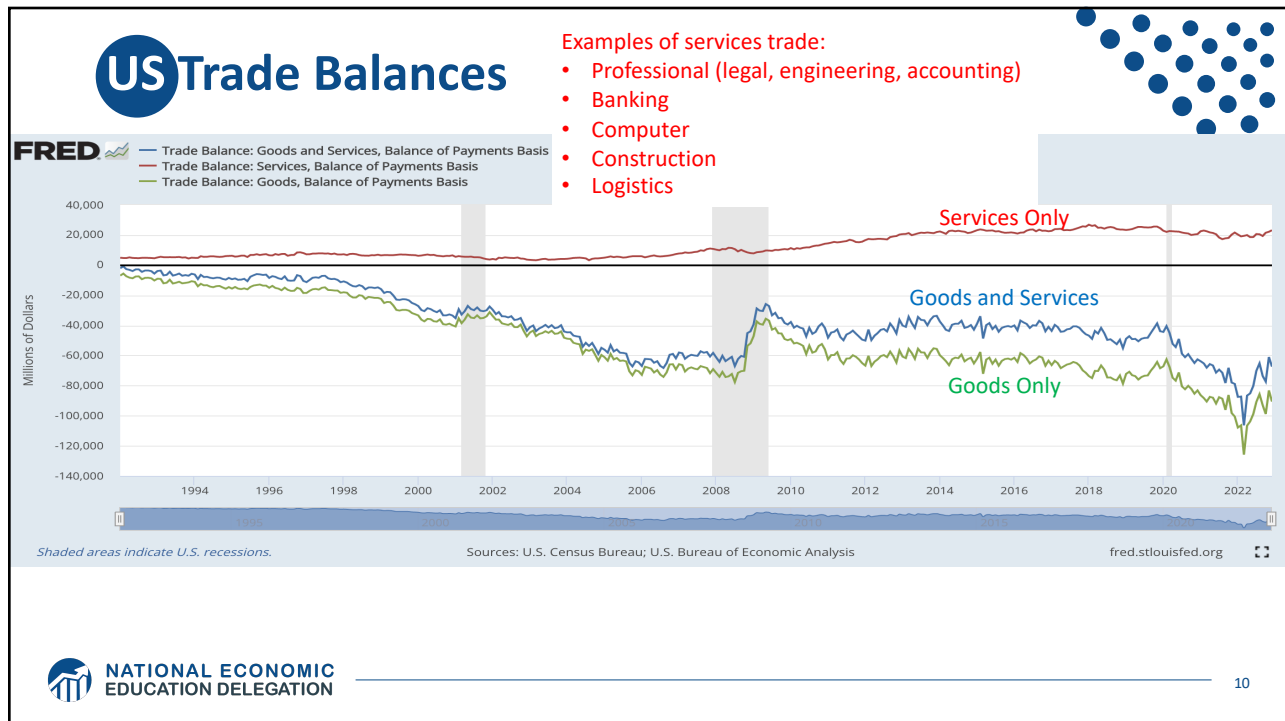
Trade Deficit

- **The trade balance**
 - Defined as Exports minus Imports, $X-M$
 - May be reported for goods only, or for goods and services
- **When trade balance is negative, that's a trade deficit**
 - Thus trade deficit is Imports minus Exports, $M-X$
- **The US:**
 - Has had a deficit for many decades
 - It has grown substantially in recent years
 - Has had a surplus for trade in services
- **Another measure: "The Current Account Balance"**
 - This is the trade balance plus:
 - International income flows (interest, dividends, profits, wages)
 - International transfer payments (e.g., remittances, aid)
 - Not very different from the trade balance

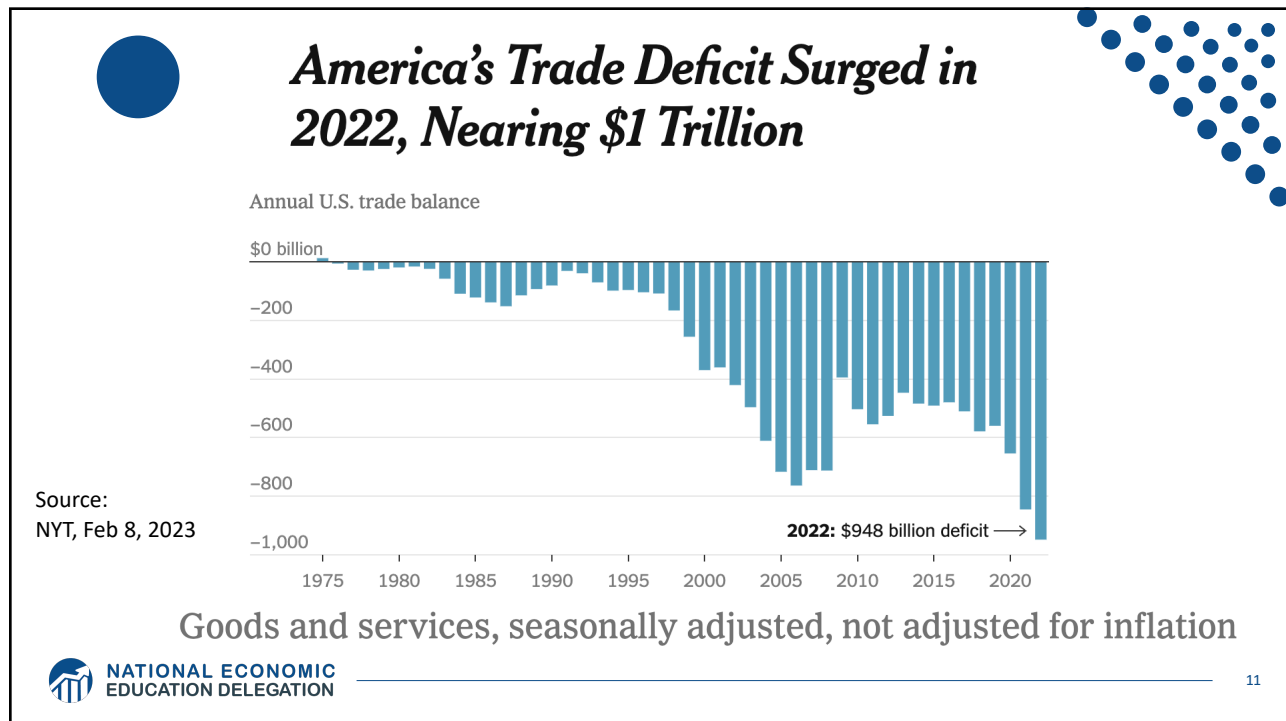
8



9




10



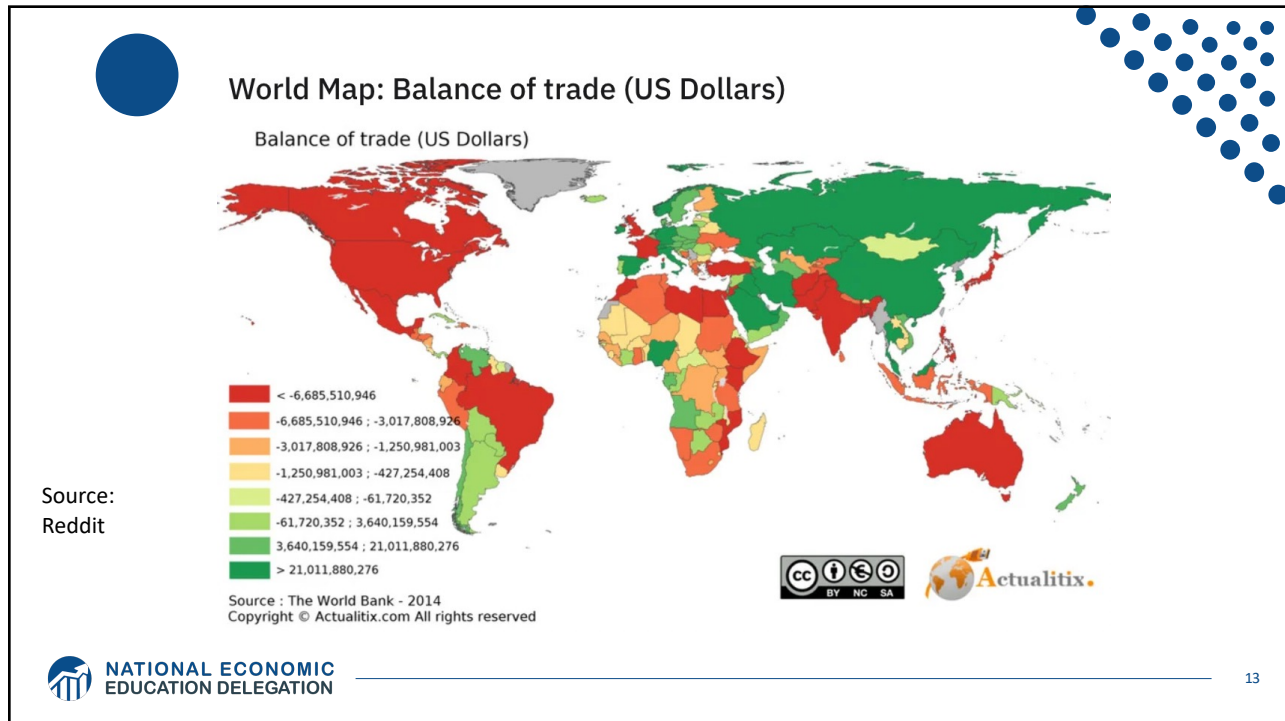
11

Trade Deficit

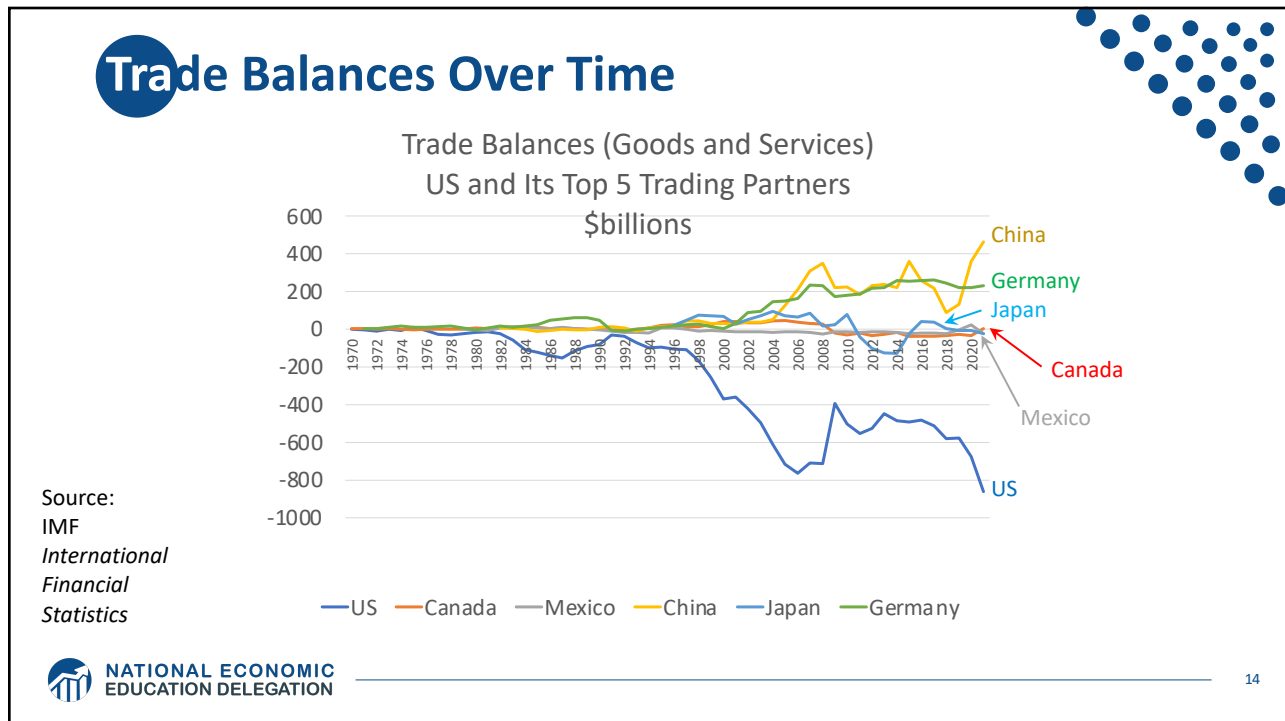
- **For the World as a Whole**
 - Since one country's imports are another's exports
 - ↳ The sum of all deficits and surpluses must be zero
- **Therefore US deficit implies rest of world has surplus**
- **But many countries have deficits**

 NATIONAL ECONOMIC EDUCATION DELEGATION

12



13



14

Trade Deficit

• What a trade deficit means

- Imports > Exports
- The gap must be paid for somehow. By
 - o Capital inflows (borrowing, sale of stocks & bonds)
 - o Sale of property (real estate, companies)
 - o Gifts from foreigners (not relevant for US)
 - o Others willing to hold more of our currency (very relevant for US)
- What explains the gap? Look at GDP (Gross Domestic Product), which measures both production and income in a country:

$$\text{GDP} = C + I + G + X - M$$



NATIONAL ECONOMIC
EDUCATION DELEGATION

15

What a Trade Deficit Means

Production (=Income)

$$\text{GDP} = C + I + G + X - M$$

Consumption
= Household
spending

Investment
= Business
spending on
equipment
and
inventories
(not inputs)

Government
= Purchases by
government at
all levels

Exports

Imports
(Subtracted
because C, I,
and G all
include
imports)



NATIONAL ECONOMIC
EDUCATION DELEGATION

16

16

What a Trade Deficit Means

$$\overbrace{\text{GDP}}^{\text{Income}} = \overbrace{C + I + G}^{\text{Expenditure}} + \overbrace{X - M}^{\text{Trade Balance}}$$

OR:

$$\overbrace{X - M}^{\text{Trade Balance}} = \overbrace{\text{GDP}}^{\text{Income}} - \overbrace{(C + I + G)}^{\text{Expenditure}}$$

- **Therefore**

- Trade Surplus = Income minus Expenditure
- Trade Deficit = Expenditure minus Income

- **Running a trade deficit means we are spending more than our income**



NATIONAL ECONOMIC
EDUCATION DELEGATION

17

17

What a Trade Deficit Means

- **For another interpretation, subtract net taxes from both sides**

$$T = \text{Net Taxes} = \text{Taxes} - \text{Transfers}$$

$$\text{GDP} - T + T = C + I + G + X - M$$

$$\underbrace{(\text{GDP} - T - C)}_{\text{Private Saving}} + \underbrace{(T - G)}_{\text{Gov't Saving}} - \underbrace{I}_{\text{Investment}} = \underbrace{(X - M)}_{\text{Trade Balance}}$$

Total Saving

Trade Balance = Saving minus Investment



NATIONAL ECONOMIC
EDUCATION DELEGATION

18

18

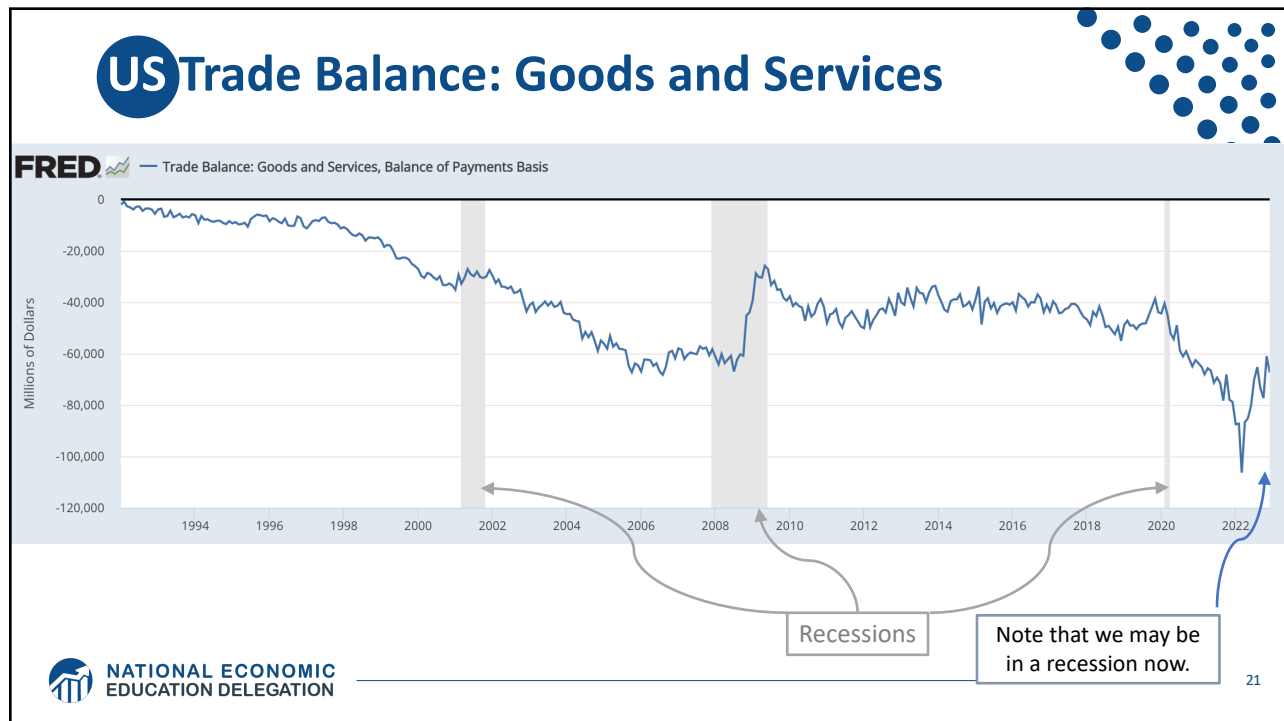
What a Trade Deficit Means

Trade Balance = Saving minus Investment

- **Therefore**
 - If a country is saving more than needed to finance domestic investment, it will, by definition, run a trade surplus
 - If a country is saving less than needed to finance domestic investment, it will, by definition, run a trade deficit
- **That gap is also, as before, the difference between total income and total expenditure**
- **It therefore also appears as**
 - Net borrowing and lending
 - Plus net acquisition or sales of assets

What a Trade Deficit Does NOT Mean

- **There are several very popular interpretations of trade deficits that are simply NOT valid, even though many politicians believe them:**
 - That foreign trade barriers are hurting our exports
 - That other countries are engaged in unfair trade
 - That our firms are not competitive
 - That we are losing jobs to other countries
 - That we need to restrict trade
- **To understand why these are wrong, think about whether they could change**
 - Expenditure relative to income, or
 - Saving relative to investment
- **Possible exception: If we are in recession and these may change income**
 - But note that the trade deficit typically falls during recession, due to recession reducing expenditure



21

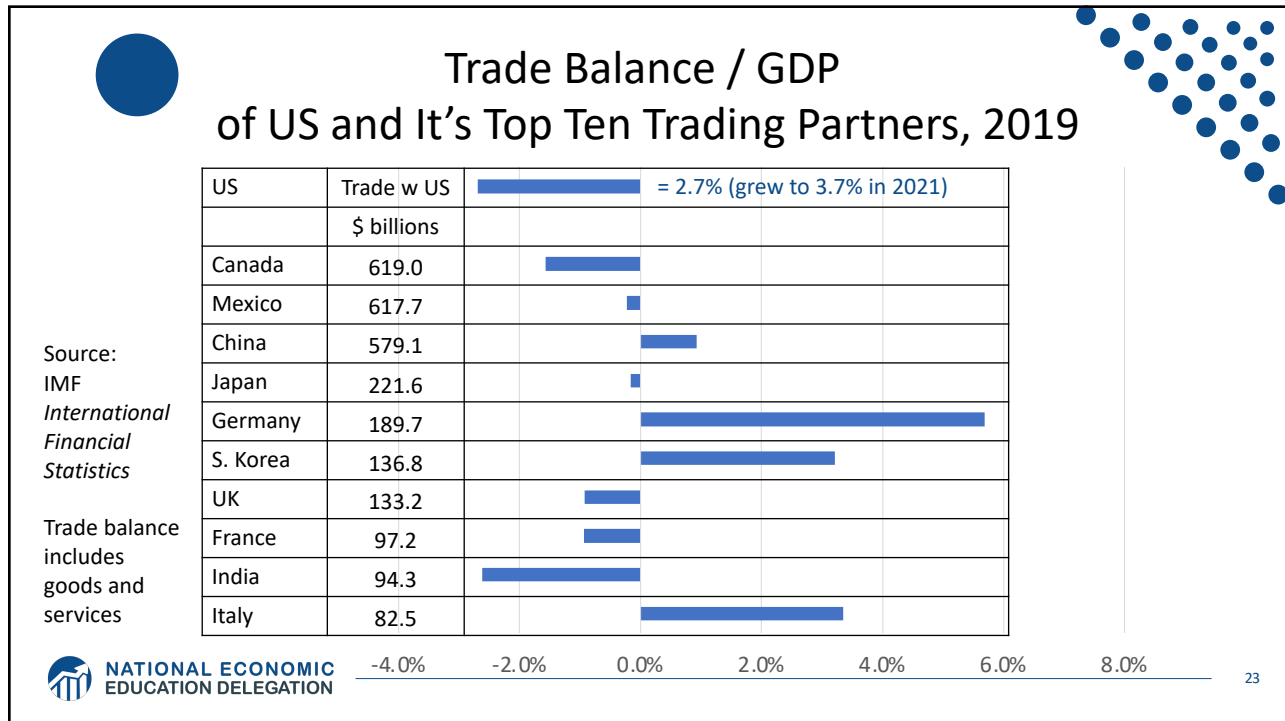
US Trade Deficit

- **The US trade deficit means that the US is spending more than its income. How much?**
 - \$861 billion in 2021, according to the IMF
 - How does that compare to US GDP? GDP was \$23 trillion.
 - So US trade deficit was about 3.7% of US GDP
 - Collectively, we and our government are spending almost 4% above our income.
 - How does that compare to other countries?


NATIONAL ECONOMIC EDUCATION DELEGATION

22

22



23



24

US Trade Deficit

• Is it a problem?

- Yes, if others are unwilling to lend to us or to hold our assets (& our money)
- But US, at least for now, has both a strong currency and a strong economy
 - o Others trust assets in the US more than others
 - o They also rely on US dollars for transactions and reserves
 - o We have an “Exorbitant Privilege” because of the US dollar’s role in the world economy (said by Valery Giscard d’Estaing in the 1960s) when most currencies were pegged to dollars, but still valid today)

25

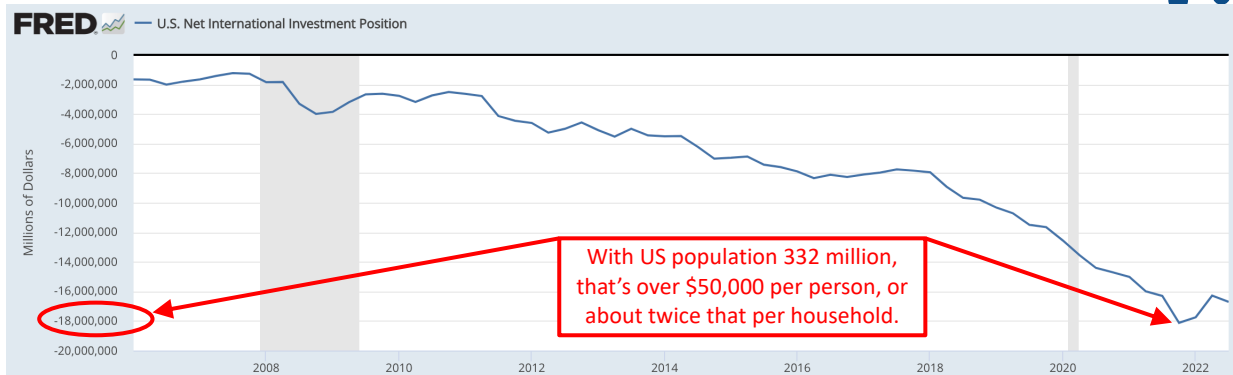
US Trade Deficit

• Is it a problem?

- It does mean that US net debt to foreigners grows every year.
- What if other countries decide to dump their dollar assets? Their value would plummet and they would lose. (But runs on currencies, like runs on banks, do happen.)
- US net international investment position recently reached $-\$18$ trillion!

26

US Net International Investment Position



27

US Trade Deficit

• Is it a problem?

- Yes, in my view, but not because it might hurt us. Because it takes advantage of others.
- The US, one of the richest countries in the world, is
 - o Spending more than its income
 - o Being funded, in part, by much poorer countries
- We are enjoying
 - o More goods and services than we produce
 - o Produced by often lower-wage and poorer workers abroad
 - o Without, at least in the foreseeable future, paying for them
- That just feels wrong to me,
 - o Especially if others are financing us not by choice but because they have no other option.

28

US Trade Deficit

- **Could an increase in the trade deficit ever hurt us?**

- Yes, if we are in a recession.
- Then by demanding foreign goods and services instead of our own, we support jobs abroad instead of at home
- That is when using trade policy and/or exchange-rate policy to promote demand and higher employment at home seems to make sense.
 - But it helps us only at the expense of others, if they are also in recession
 - And it is likely to cause retaliation, cancelling all or more than any benefit



Trade Deficits and Exchange Rates

- **Do exchange rates matter for trade deficits?**

- Yes.
- If your currency falls in value, it makes
 - Exports cheaper
 - Imports more expensive
 - Lowers real income and therefore expenditure
 - Result: Trade balance “improves”
 - Deficit shrinks, or
 - Surplus grows
- Example of the opposite, dollar appreciation: Volker policy in 1980-81
 - Raised US interest rates (to fight inflation)
 - ↳ Attracted capital from abroad
 - ↳ Caused the US dollar to rise in value by about 50%
 - ↳ Hurt US exports, helped imports, and increased the US trade deficit



Pause

- **Pause for**
 - Questions
 - 5-Minute Break
- **Next: Exchange Rates**



31

Exchange Rates

- **What they are**
 - The price of one currency in terms of another
 - Thus, for example
 - The number of dollars you pay for one euro: $\$/\epsilon$
 - Or, the number of euros you'll get for one dollar: $\epsilon/\$$
 - Rates reported in data are from transactions between major banks
 - Rates you see in banks, stores, and currency exchanges will be worse for you
 - To cover cost and make profit for them



32

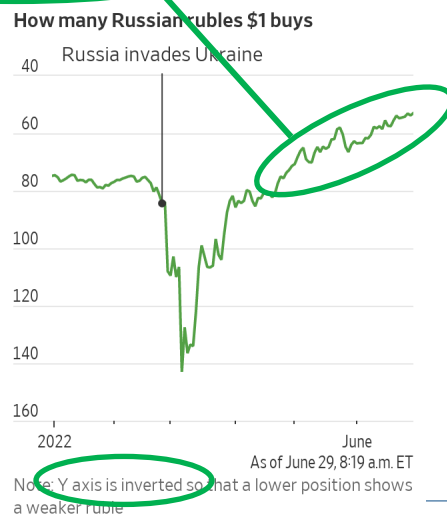
Exchange Rates Can Be Confusing

- **Confusing in how they are reported**

- Hard to know what is up and what is down
 - o i.e., “The Japanese yen rose today from 152 to 144” (10/21/22)
 - o Makes sense because the numbers are understood to be ¥/\$, not \$/¥, so the change from 152 to 144 is in fact a rise in the value of the yen
- Yen is reported that way because alternative would be
 - o “The Japanese yen rose today from \$0.0066 to \$0.0069”
- For currencies worth much less than \$1, scales often show currency/\$
 - o Graphs of rates over time may be drawn on an “inverted scale”
 - o Or alternatively, “strength” may appear as a drop on the graph

33

Russia's Surprising Economic Headache: **A Strong Ruble**



Wall Street Journal
June 29, 2022

34

Russia's rouble is now stronger than before the war

Rouble v US dollar



The Conversation
June 13, 2022



NATIONAL ECONOMIC
EDUCATION DELEGATION

35

35

Exchange Rates Can Be Confusing

• Confusing in the names for currencies

- Different names or spellings for the same currency
 - o Russia: ruble vs. rouble (see above)
 - o China: yuan vs. renminbi
 - o UK: pound vs. sterling
- Different countries with the same-named currency
 - o Dollar: Australia, Canada, Hong Kong, US, ...
 - o Peso: Argentina, Chile, Colombia, Mexico
 - o Pound: Egypt, Lebanon, UK
- Different-named currencies use the same symbol
 - o ¥: Japan's yen, China's yuan



NATIONAL ECONOMIC
EDUCATION DELEGATION

36

36

What Determines Exchange Rates

- Exchange rates are determined in markets
- Thus they respond to changes in demand and supply



37

What Determines Exchange Rates

- **Main sources of demand for our country's currency**

Increases that cause our currency to rise (or "appreciate"):

- Exports, i.e., foreign purchases of our
 - Goods
 - Services
- "Capital inflows," i.e., foreign purchases of our
 - Stocks
 - Bonds
 - Currency



38

What Determines Exchange Rates

- **Main sources of supply of our country's currency**

Increases that cause our currency to fall (or "depreciate"):

- Imports, i.e., our purchases of foreign
 - o Goods
 - o Services
- "Capital outflows," i.e., our purchases of foreign
 - o Stocks
 - o Bonds
 - o Currencies



What Determines Exchange Rates

- **So changes that cause our currency, the \$, to rise in value:**

- More US exports and/or less US imports
- Rise in US interest rates and or fall in foreign interest rates
- New expectation that dollar will rise
 - o Causes wealth holders to buy more \$ assets
- Other central banks choose to hold more \$ in reserves

- **Opposites of above cause the \$ to fall**



What Determines Exchange Rates

• Historic Roles of Governments and Central Banks

- Define the value of currency in terms of gold or silver
 - o The Gold Standard of the 19th and early 20th century
- Intervene in markets to “peg” their currency to another
 - o The Dollar Standard of 1945-1973
 - Most currencies were pegged to the US \$
 - Other central Banks bought and sold dollars to achieve this.
- Let major currencies “float” since 1973
 - o Many weaker countries still intervene in markets, buying or selling to
 - Peg to another currency
 - Reduce currency fluctuations
 - o A few intervene in markets to “manipulate” their currencies
 - Reduce their value to encourage exports



41

How Have Exchange Rates Changed

• We'll look at

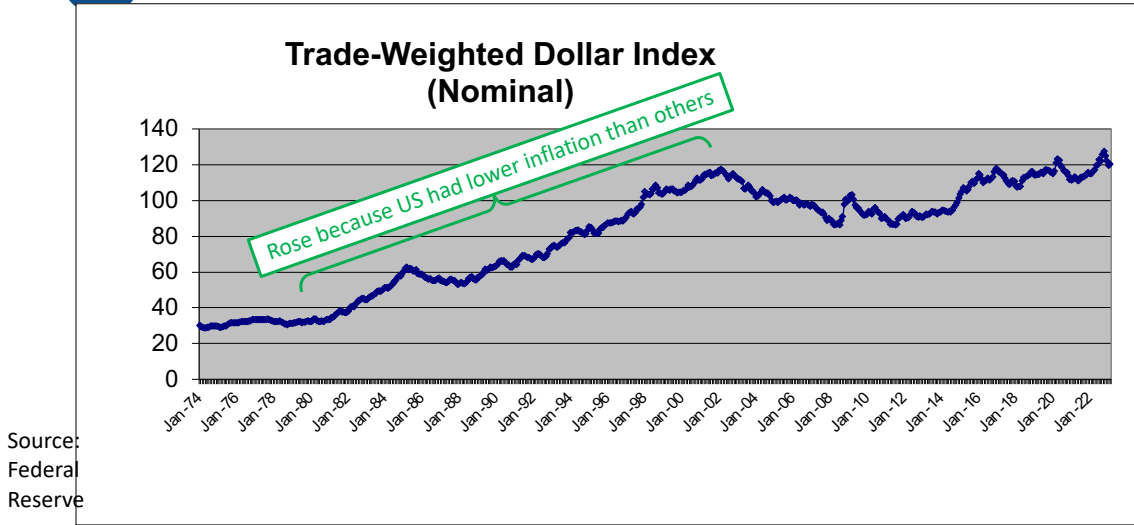
- US dollar
- France, Germany, Italy, and Euro Area's euro
- Canadian dollar
- Mexican peso
- British pound
- Japanese yen
- Chinese renminbi

I'll skip these if
time is short.



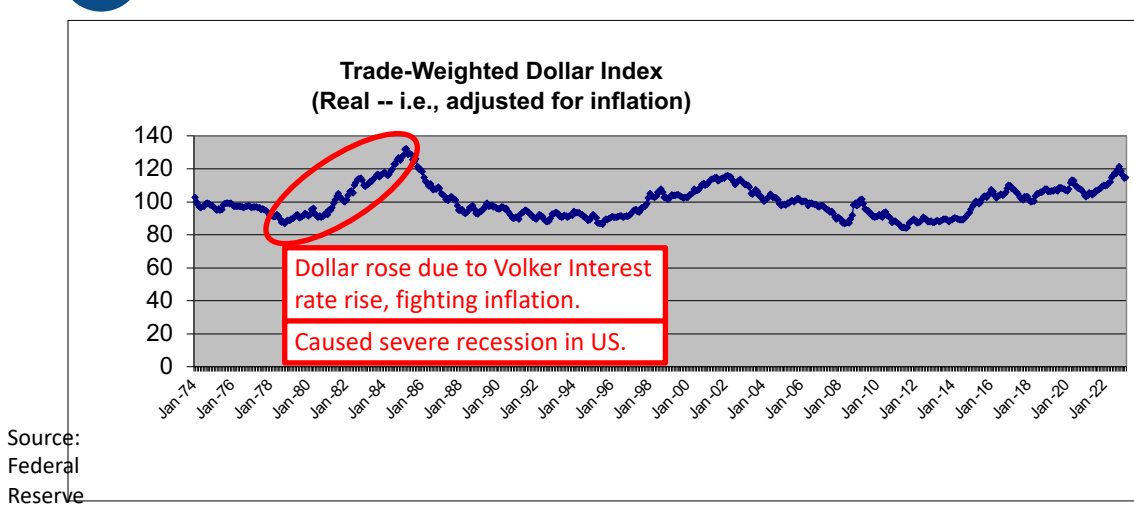
42

US Exchange Rate



43

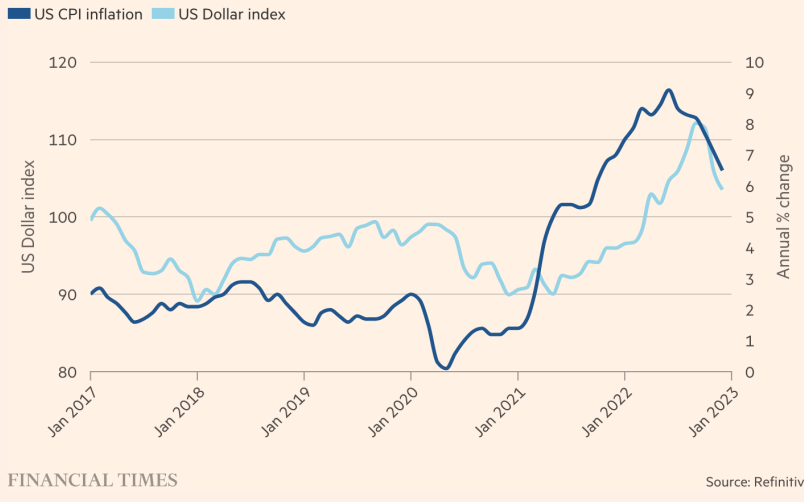
US Exchange Rate



44

US Exchange Rate

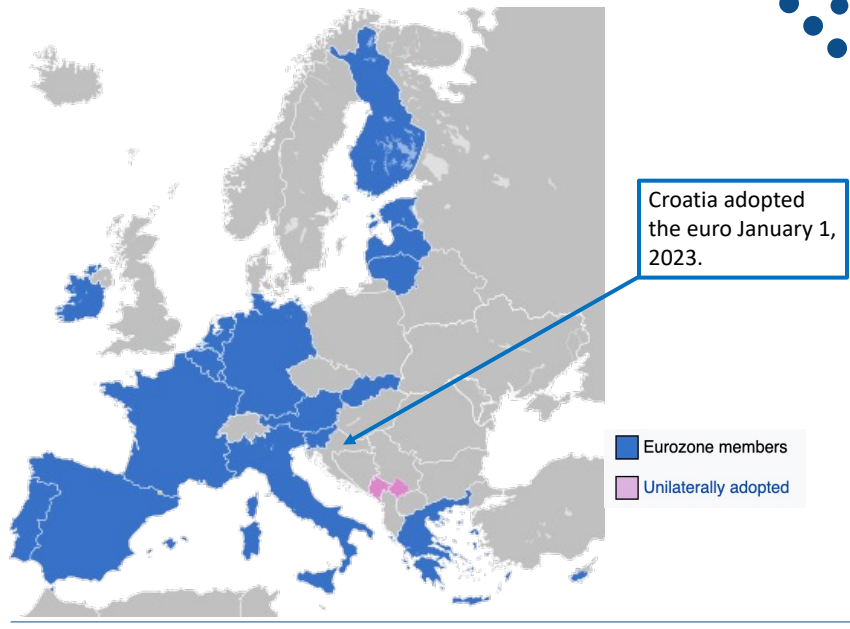
The dollar has declined as US inflation has eased

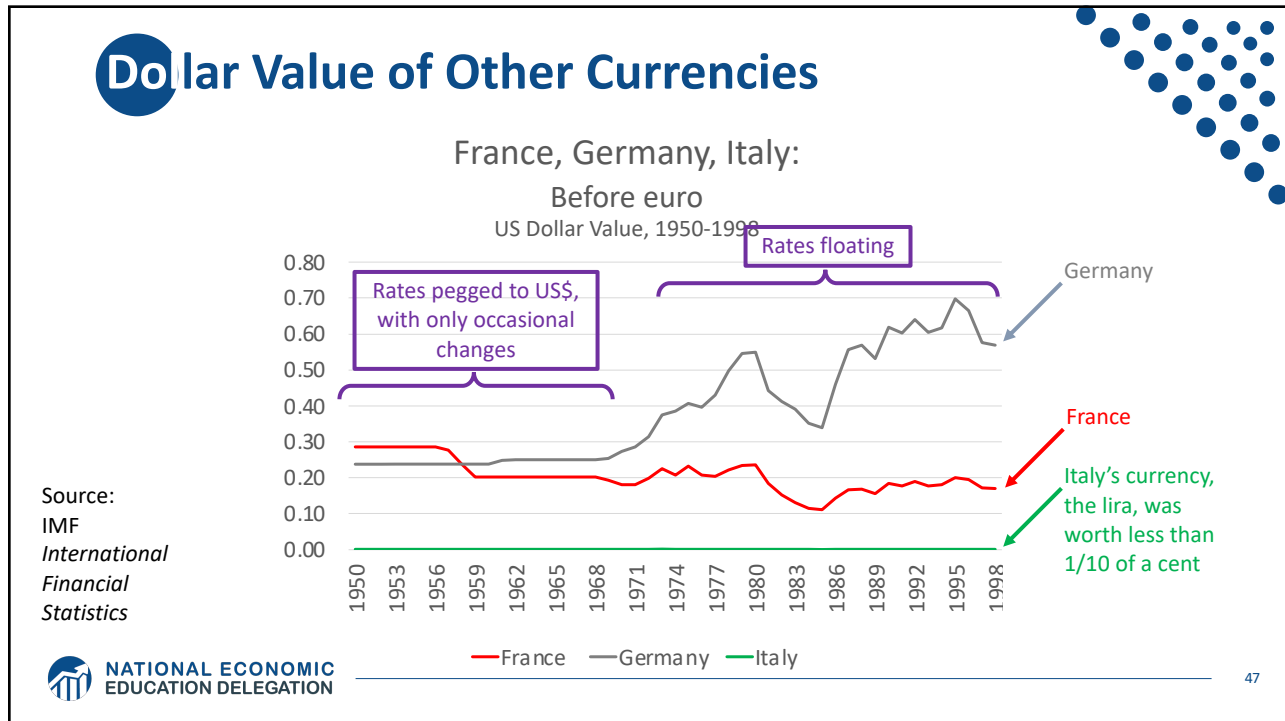


Source: FT, 1/17/23

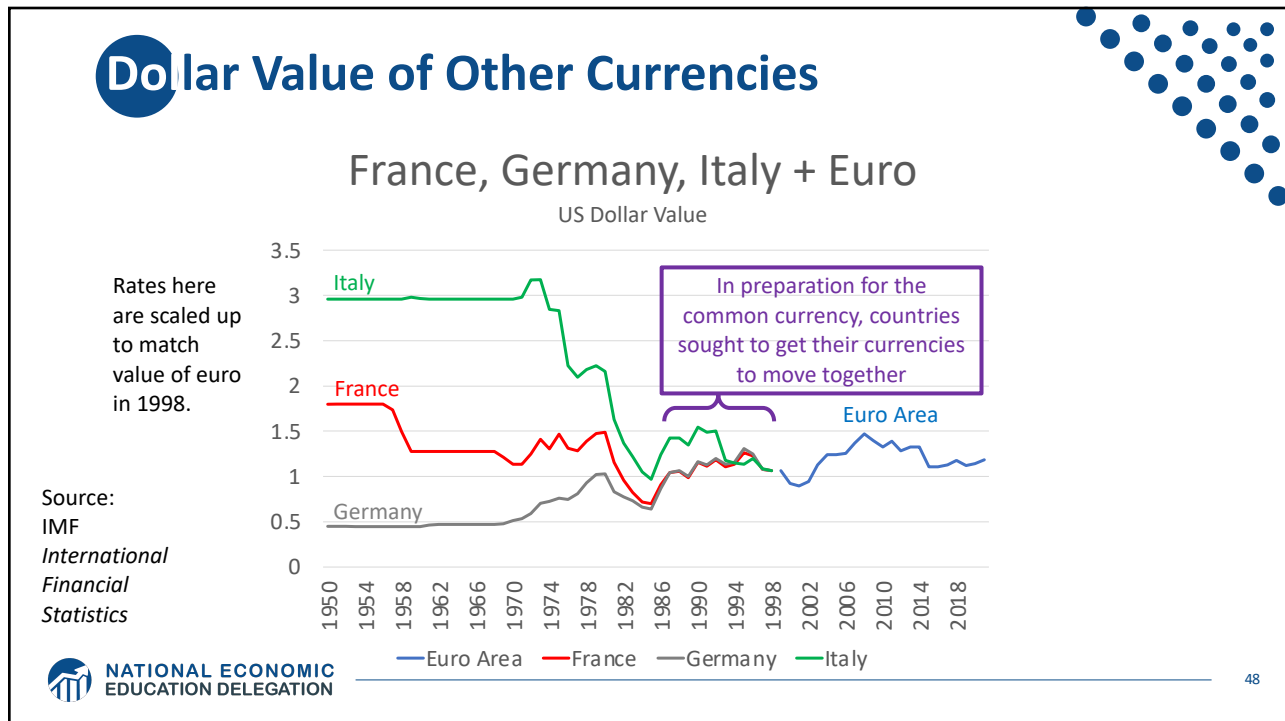


Euro Area





47



48

Dollar Value of Other Currencies

Euro Falls to Equal the U.S. Dollar for the First Time in 20 Years

The New York Times
July 14, 2022

How many dollars one euro buys



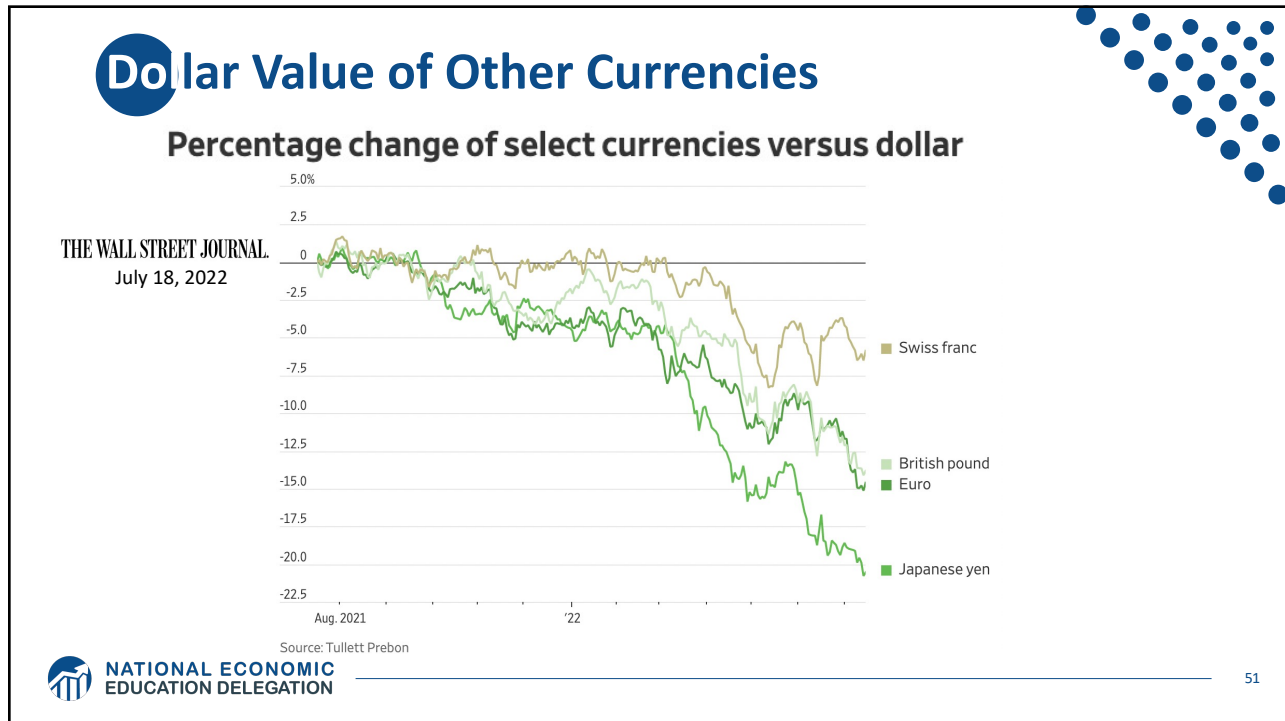
As of 8:42 a.m. Eastern time Wednesday • Source: FactSet • By The New York Times

Dollar Value of Other Currencies

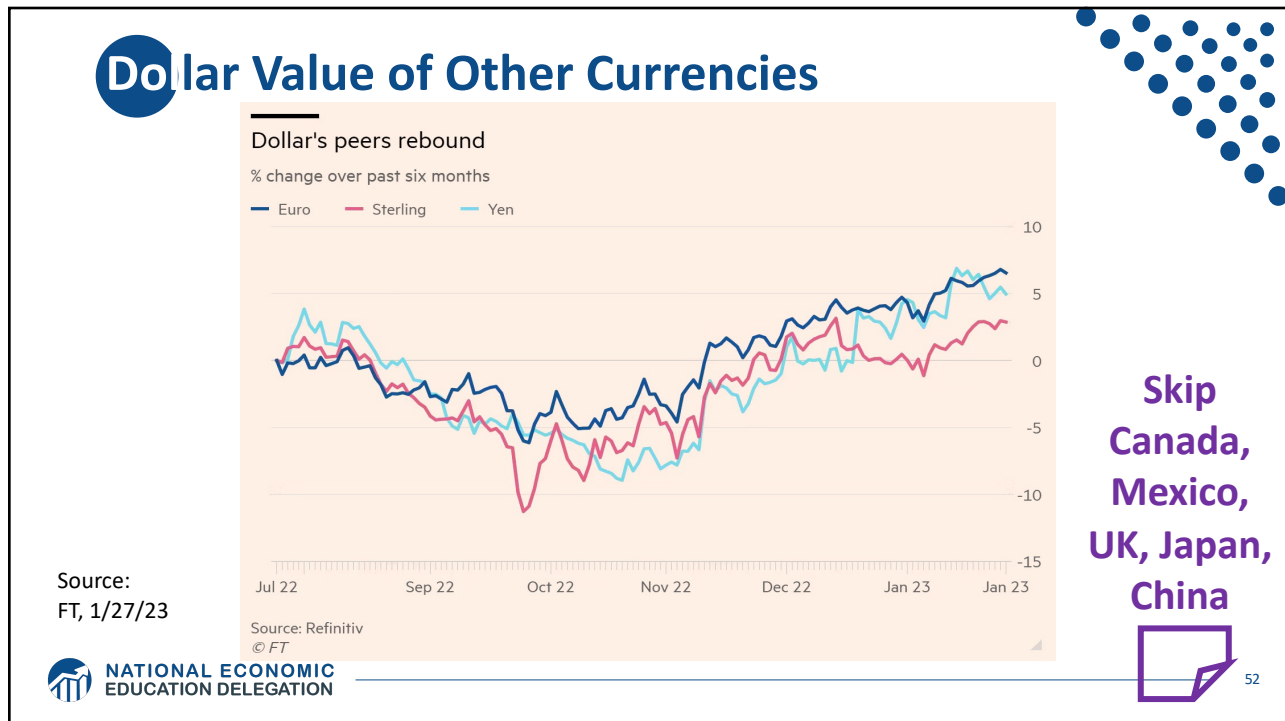
Euro

X-rates.com
Mar 7, 2023





51

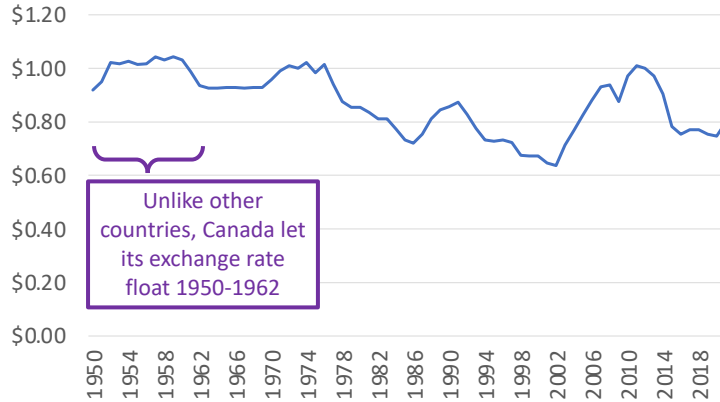


52

Dollar Value of Other Currencies

Canadian Dollar

US Dollar Value



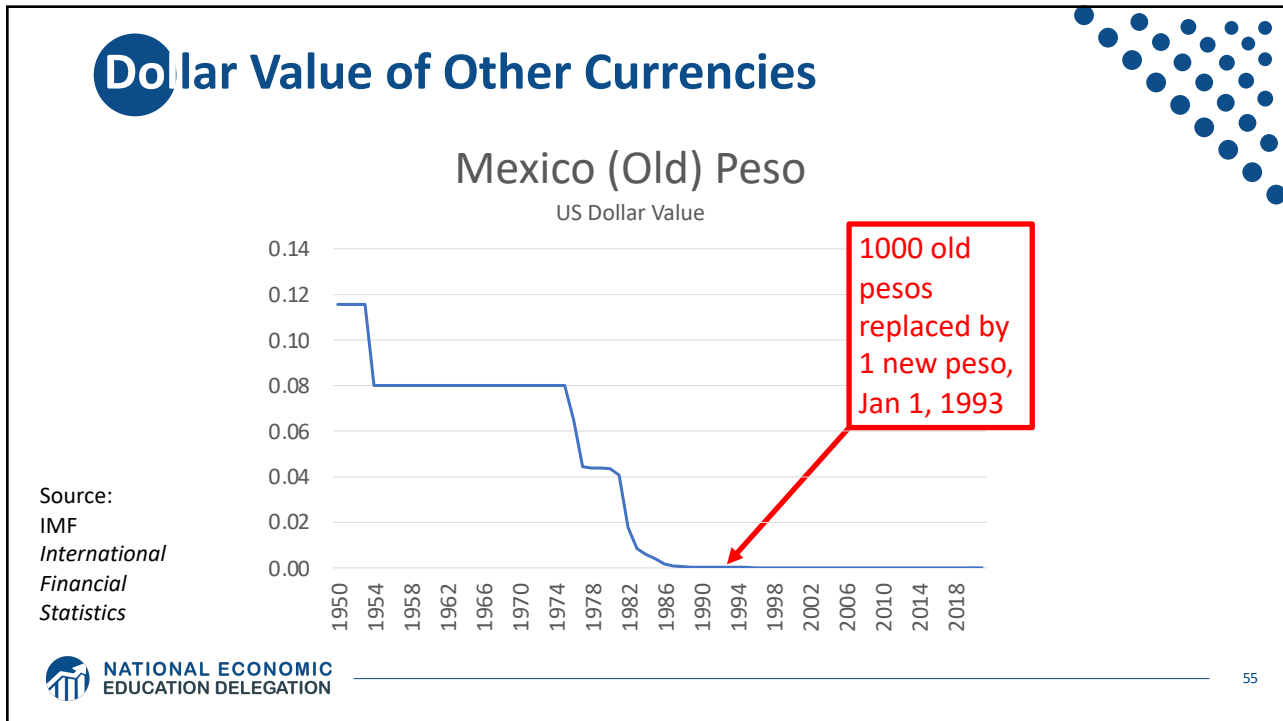
Source: IMF International Financial Statistics

Dollar Value of Other Currencies

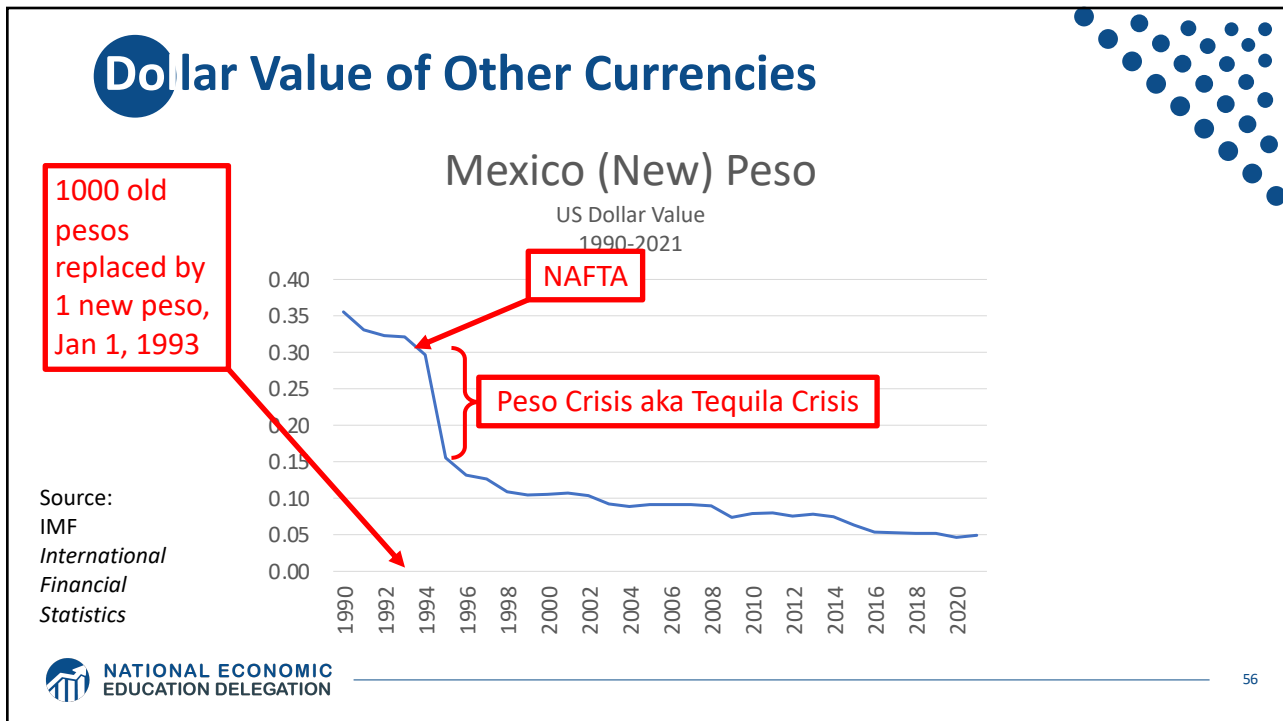
Canadian dollar

X-rates.com
Mar 7, 2023

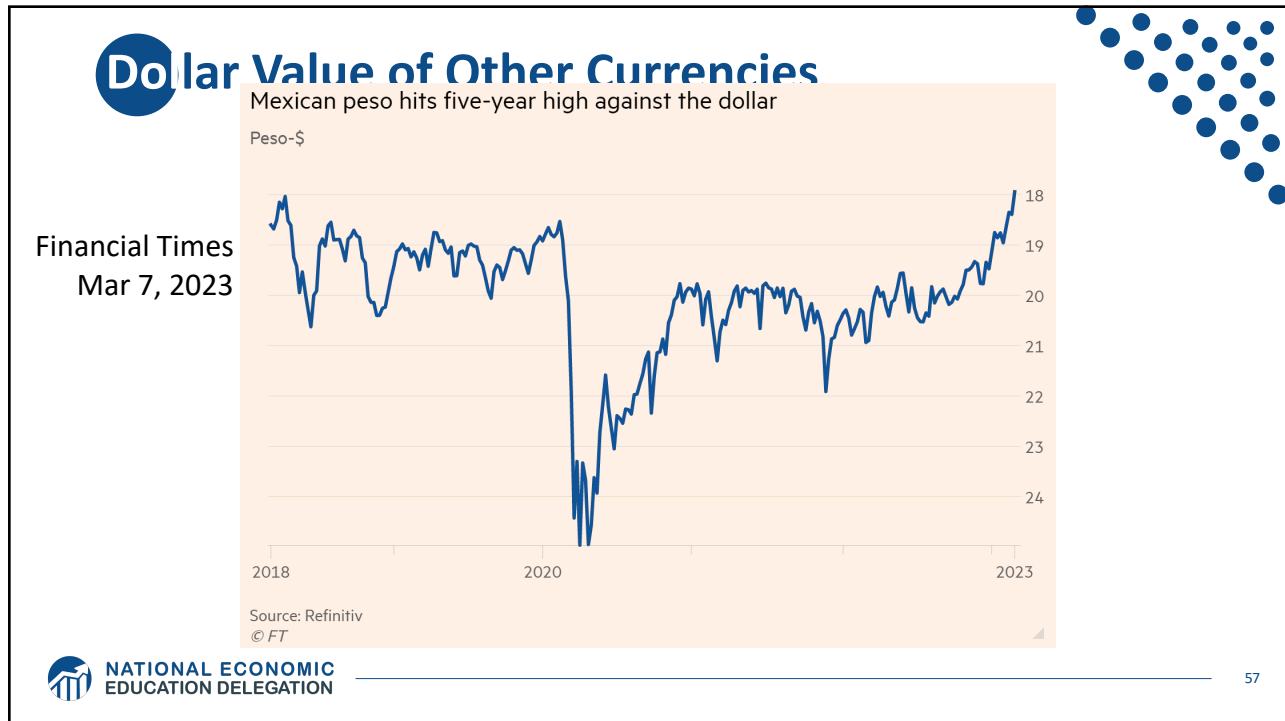




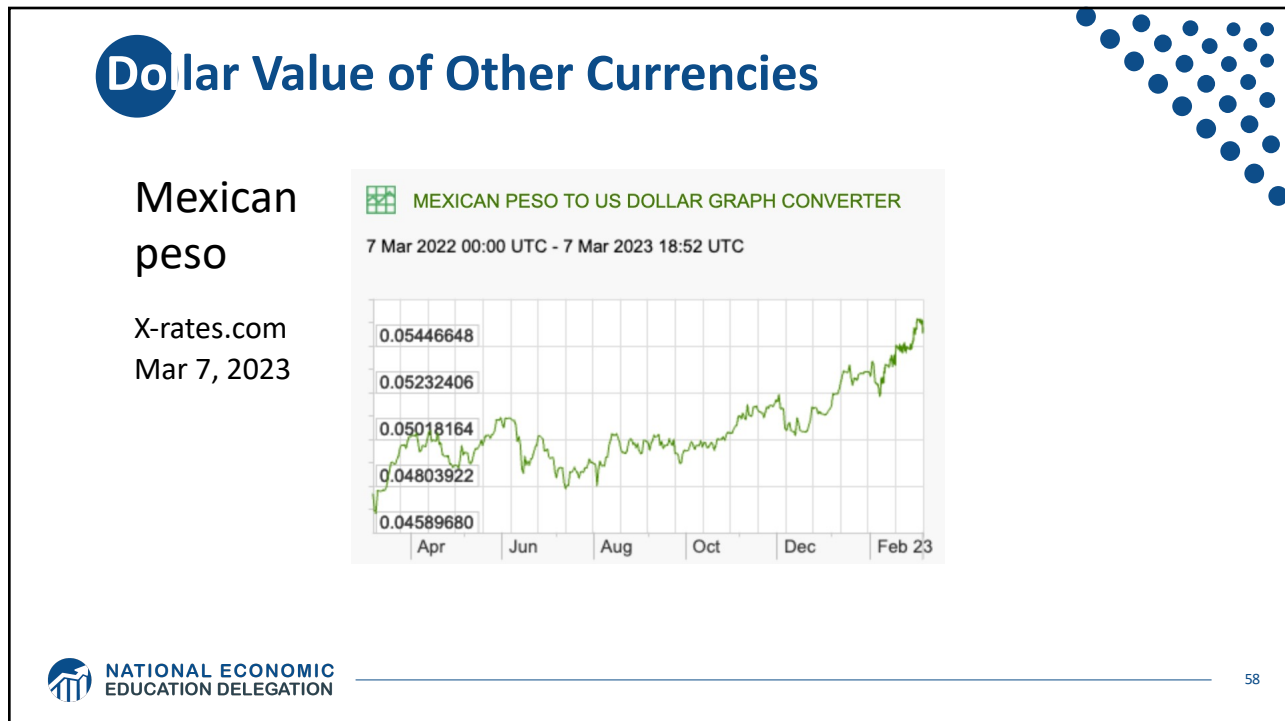
55



56



57

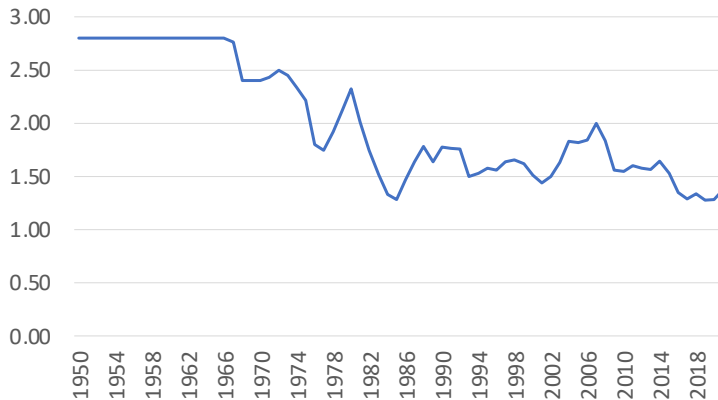


58

Dollar Value of Other Currencies

United Kingdom: pound £

US Dollar Value



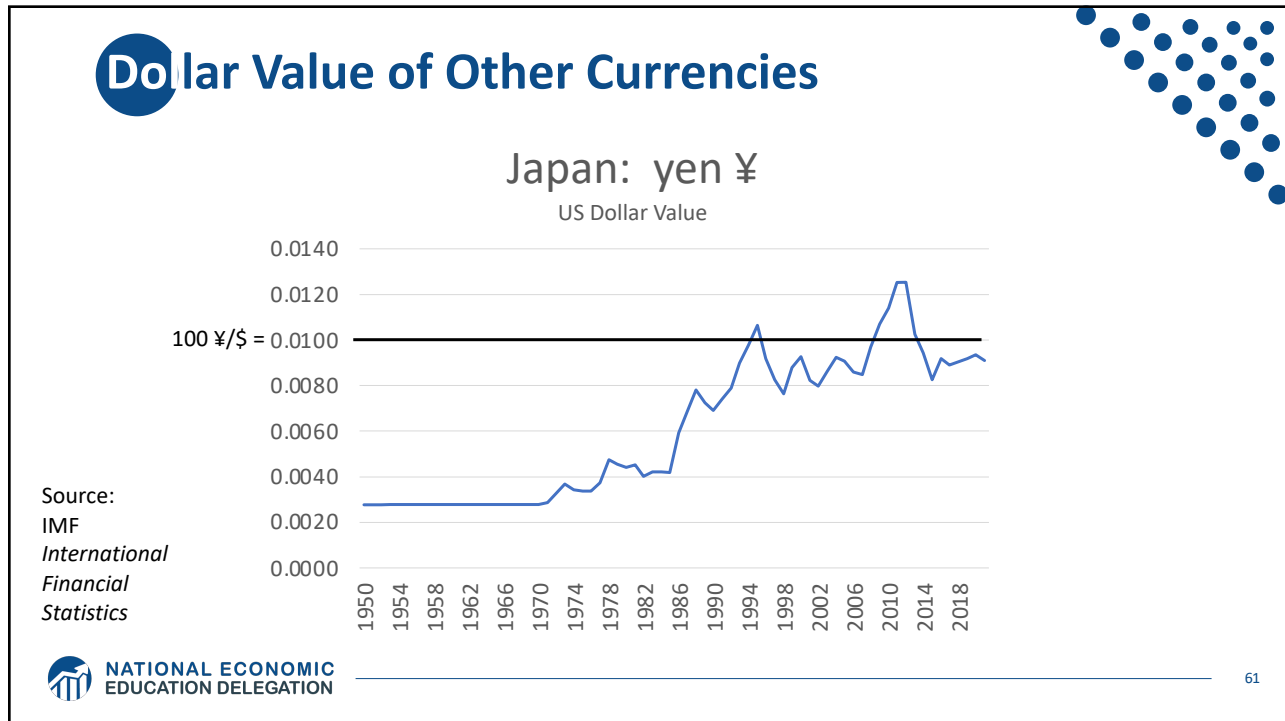
Source: IMF International Financial Statistics

Dollar Value of Other Currencies

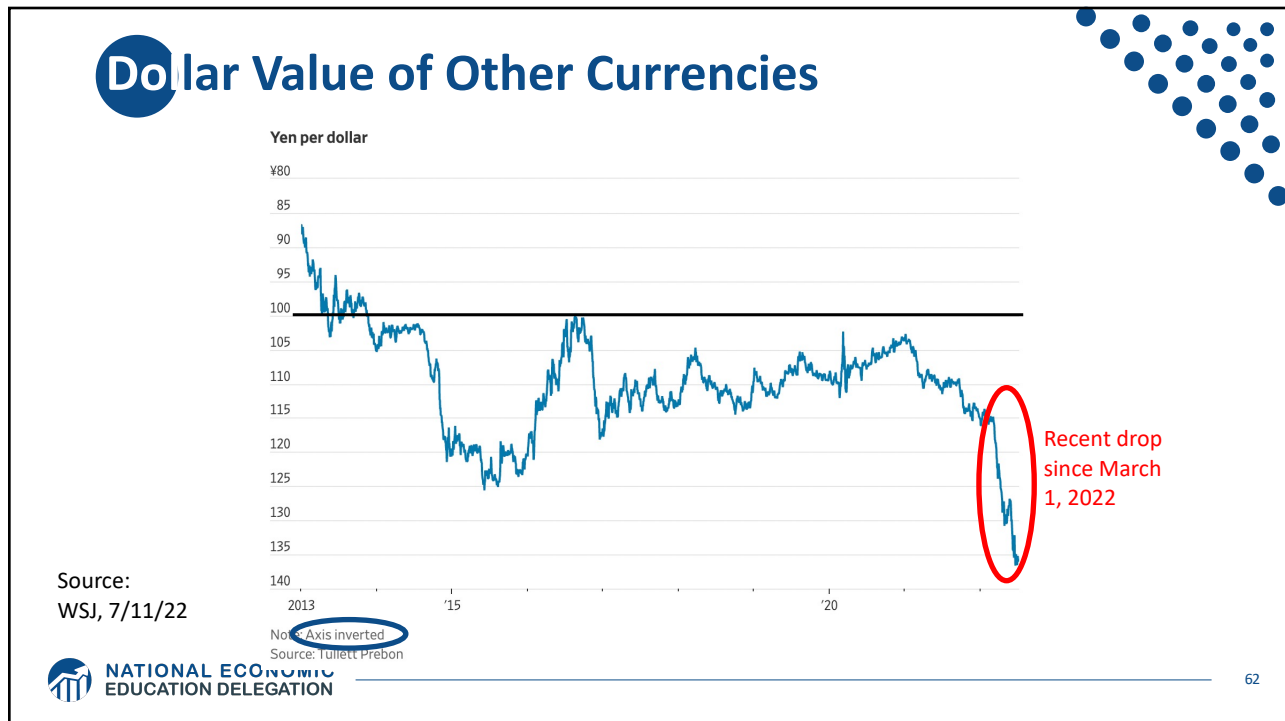
UK pound

X-rates.com Mar 7, 2023





61



62

Dollar Value of Other Currencies

Japanese yen

X-rates.com
Mar 7, 2023

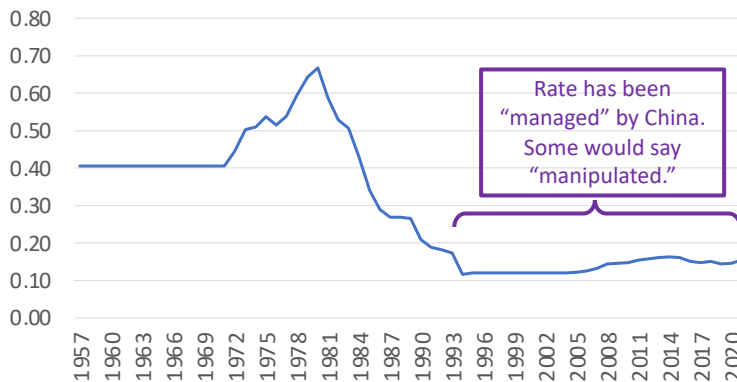


63

Dollar Value of Other Currencies

China: yuan (renminbi)

US Dollar Value



Source:
IMF
*International
Financial
Statistics*

64

Dollar Value of Other Currencies

Chinese
yuan

X-rates.com
Mar 7, 2023



NATIONAL ECONOMIC
EDUCATION DELEGATION

65

65

How Exchange Rates Matter

- **Effects of an exchange rate depreciation**

- (fall in value of the country's currency)
- Trade
 - Exports become less expensive and quantity likely rises
 - Imports become more expensive and quantity likely falls
 - Trade balance likely improves (surplus ↗ or deficit ↘)
- Macroeconomic
 - Raises domestic prices of imports and thus inflation
 - If at full employment, real income falls, causing less spending
 - If in recession, increased demand for products increases employment



NATIONAL ECONOMIC
EDUCATION DELEGATION

66

66

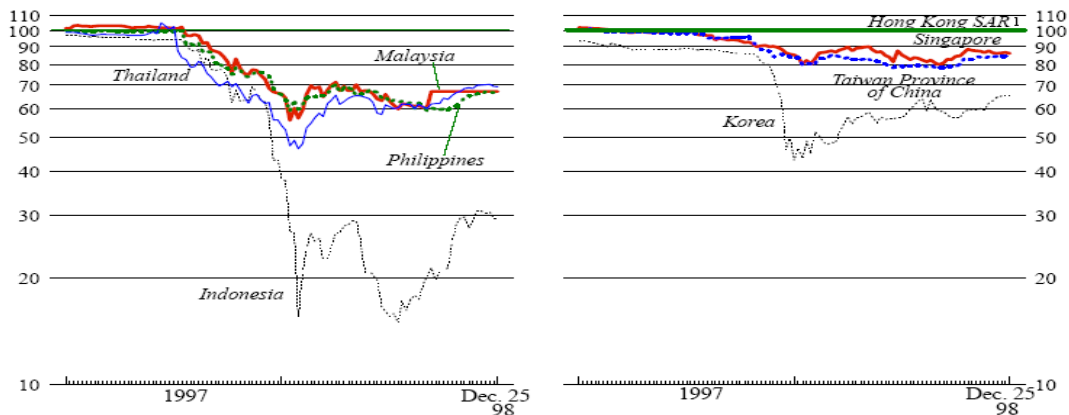
How Exchange Rates Matter

- **More effects of an exchange rate depreciation**
 - (fall in value of the country's currency)
 - Domestic value of foreign assets and debts rises
 - Net creditors gain, net debtors lose
 - Effect on interest/dividend payments is opposite
 - Those who have borrowed abroad to finance investment at home lose
 - May go bankrupt
- **Effects of expectation of exchange rate depreciation**
 - Holders of assets in domestic currency try to sell and move abroad
 - ↳ This speculative attack causes greater depreciation
 - Example from 1997 Asian Crisis



The Asian Crisis of 1997

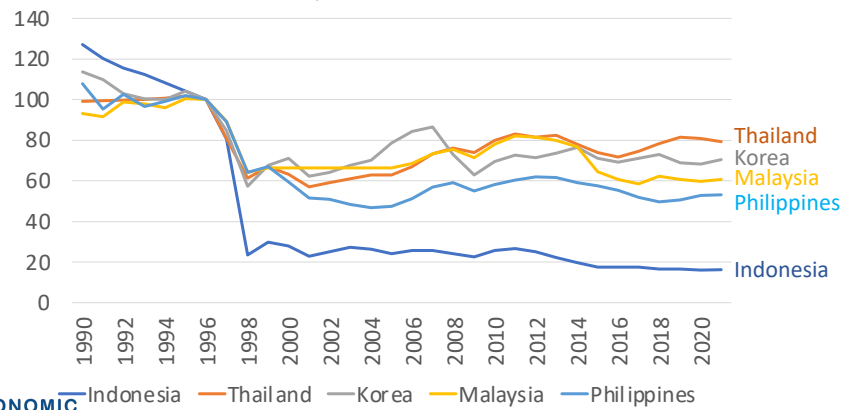
Bilateral U.S. Dollar Exchange Rates



The Asian Crisis of 1997

Asian Crisis 1997 Countries

Indonesia, Korea, Malaysia, Philippines, Thailand
US dollar values, scaled to 100 in 1996



NATIONAL ECONOMIC
EDUCATION DELEGATION

69

69

Currency Manipulation

• Currency Manipulation

- Defined as
 - Intervention in the exchange market by Central Bank or Government
 - In order to push down, or keep down, the value of the currency
- Presumed purposes: To...
 - Increase exports
 - "Gain unfair advantage" in international trade and competitiveness
 - Stimulate the domestic economy
 - Accumulate foreign assets



NATIONAL ECONOMIC
EDUCATION DELEGATION

Skip to End



70

70

Currency Manipulation

• US Official Definition of Currency Manipulation

- US Treasury issues report on currency manipulation twice each year
- Criteria for manipulation:
 1. Persistent net official purchases of foreign currency
(more than 2 percent of GDP)
 2. A material trade (current account) surplus
(more than 2 percent of GDP)
 3. A significant bilateral trade surplus with the United States
(more than \$20 billion per year)



71

Currency Manipulation

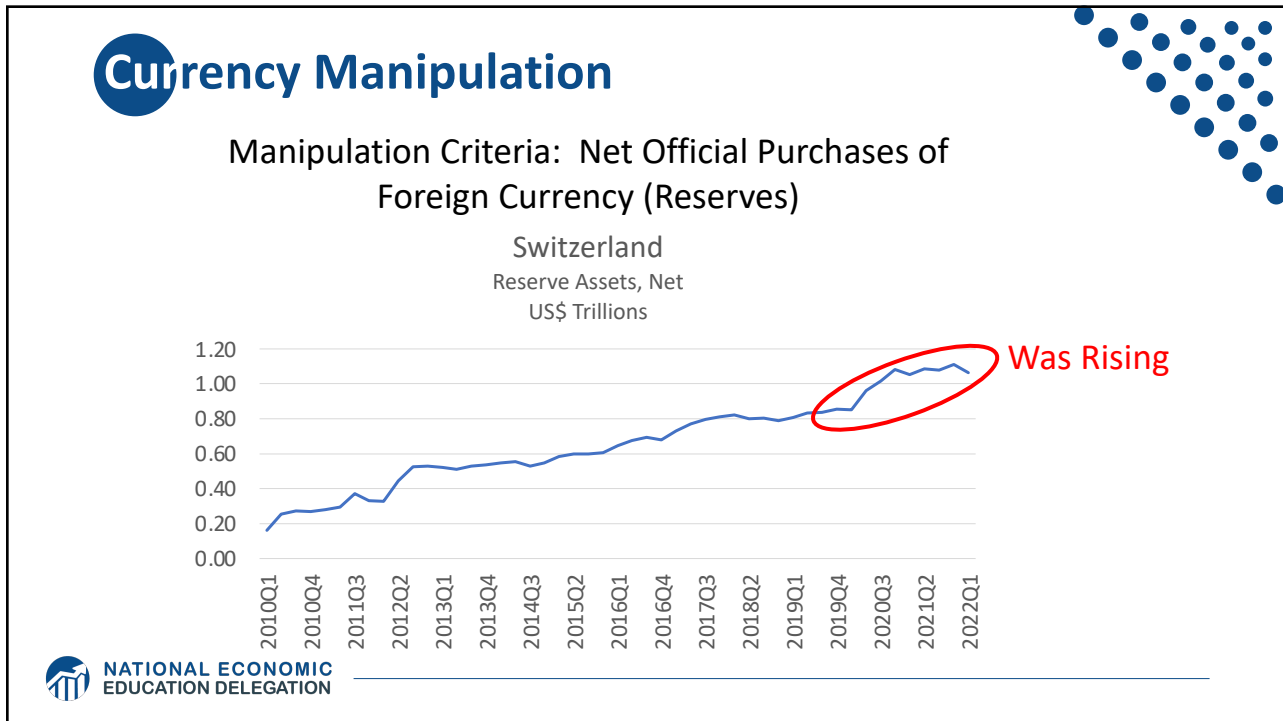
• US Treasury Report June 10, 2022

- “No major U.S. trading partner during 2021 manipulated the rate of exchange between its currency and the U.S. dollar for purposes of preventing effective balance of payments adjustments or gaining unfair competitive advantage in international trade.”
- “Switzerland meets all three criteria ... over the four quarters through December 2021, and therefore Treasury is conducting enhanced analysis of Switzerland’s macroeconomic and exchange rate policies in this Report.
- 12 economies are on “Monitoring List”: China, Japan, Korea, Germany, Italy, India, Malaysia, Singapore, Thailand, Taiwan, Vietnam, and Mexico

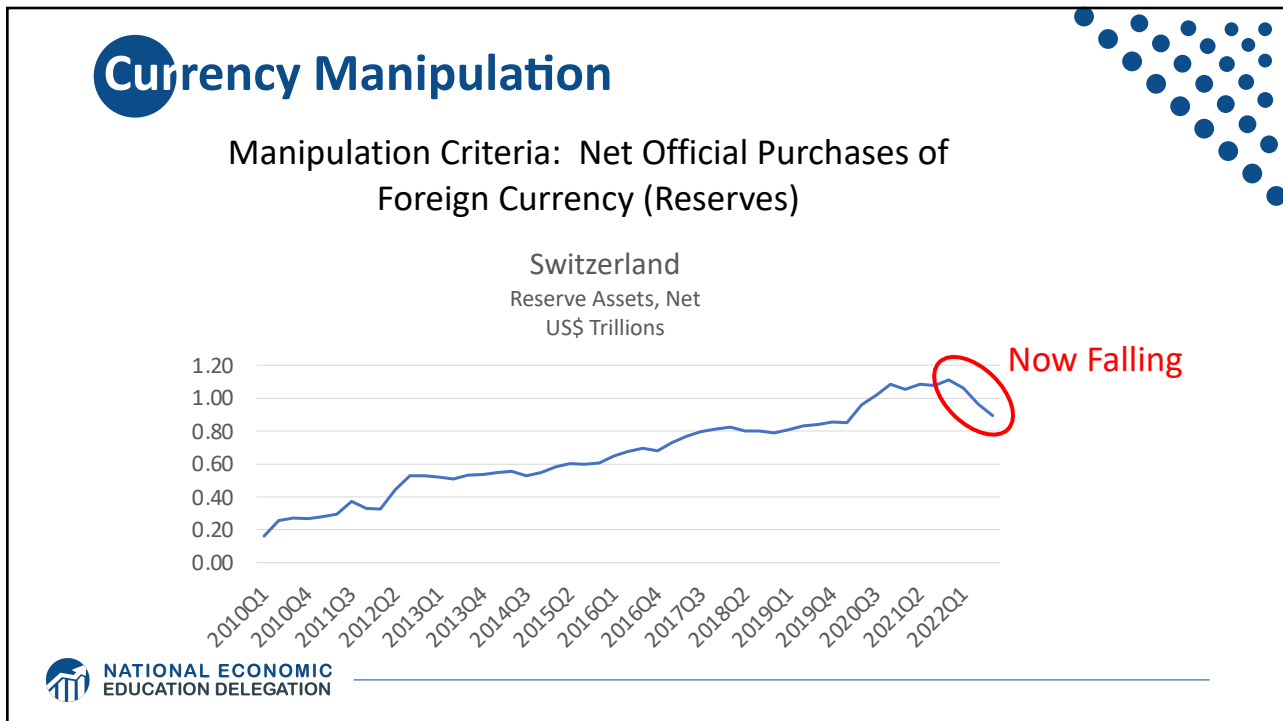
• Look at data for two: Switzerland and China



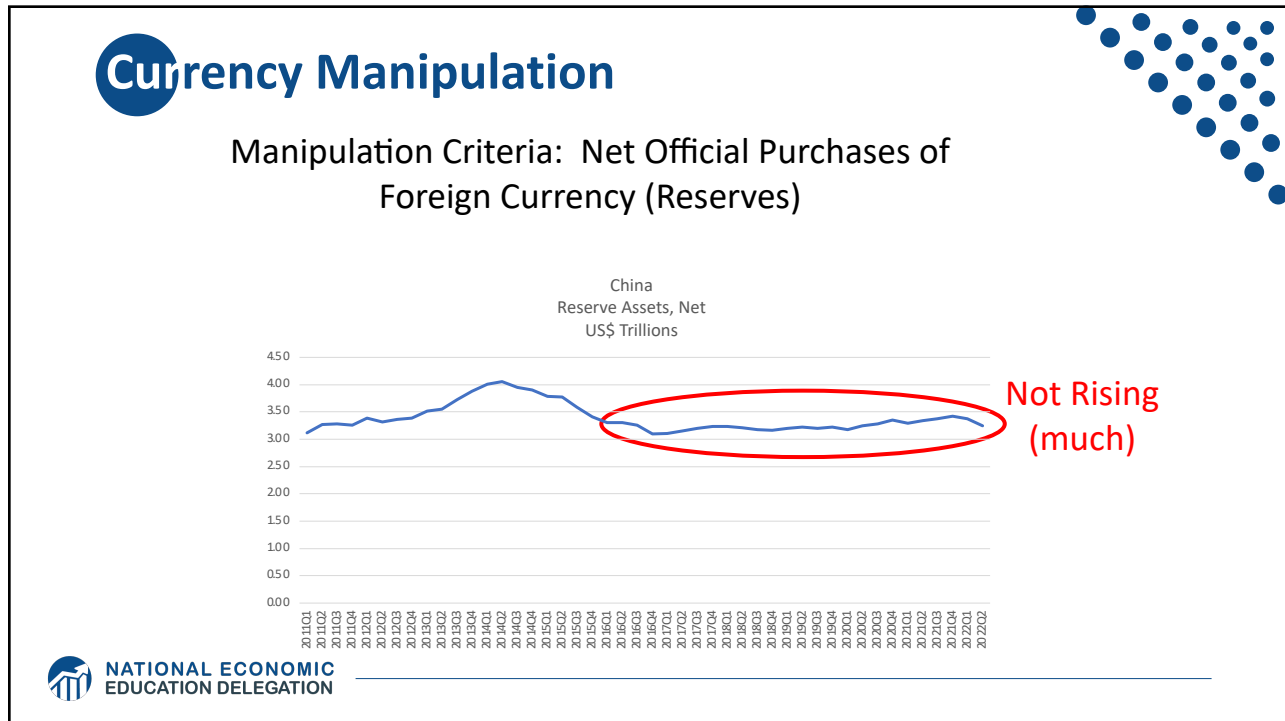
72



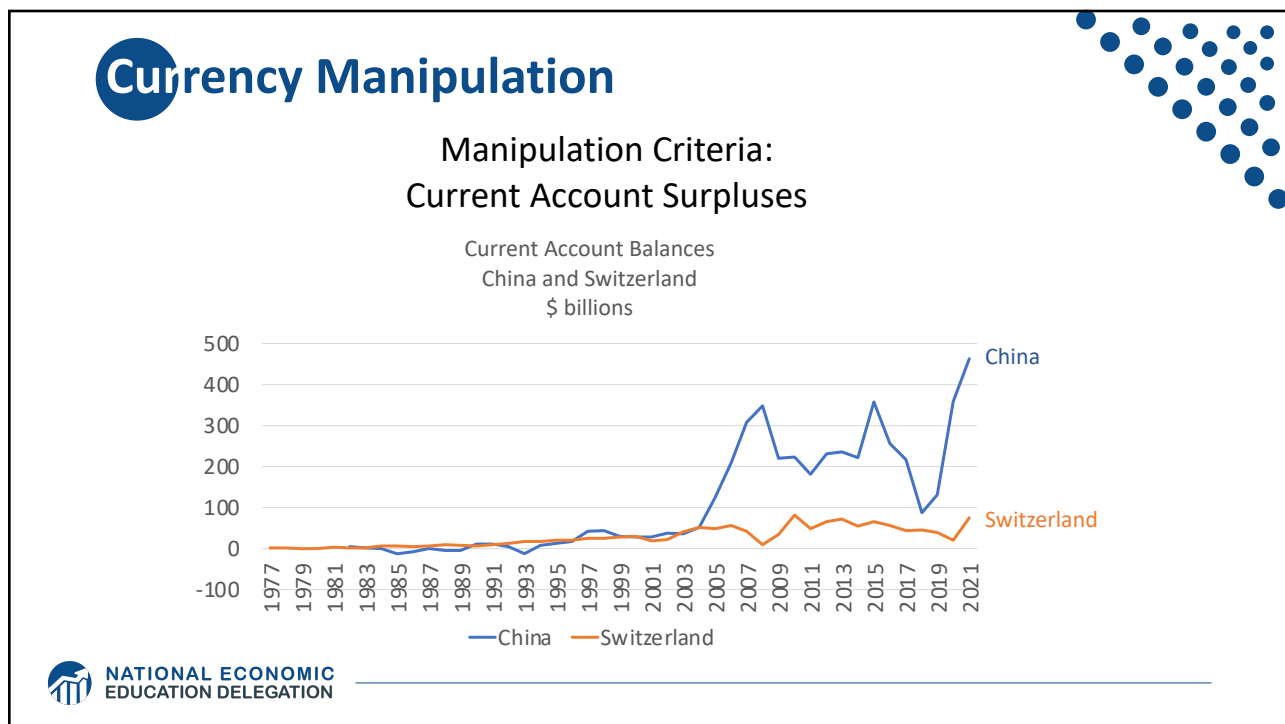
73



74



75




76

Currency Manipulation

Manipulation Criteria: US Bilateral Deficits

US Bilateral Trade Deficits larger than \$20 billion		US Bilateral Trade Surpluses larger than \$20 billion	
China	-923.2	Netherlands	20.3
Mexico	-365.8	Hong Kong, China	25.9
Japan	-236.5		
Germany	-104.9		
Vietnam	-70.1		
Ireland	-58.8		
Italy	-58.5		
Canada	-53.0		
Malaysia	-33.7		
Switzerland	-33.3		
India	-28.4		
Korea, Rep.	-25.5		
Thailand	-24.7		



NATIONAL ECONOMIC EDUCATION DELEGATION

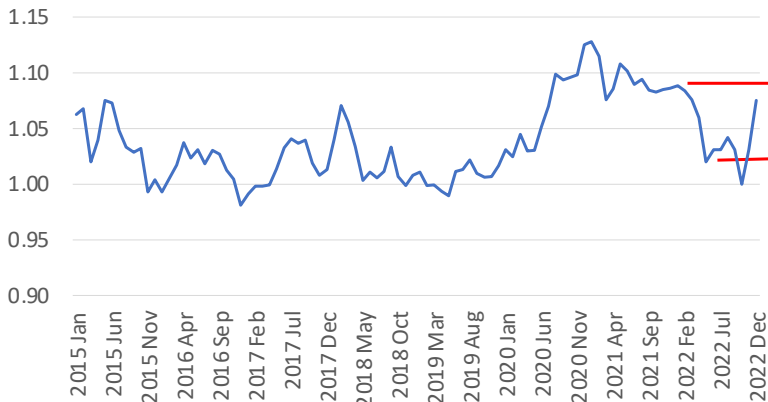
77


77

Currency Manipulation

Not Manipulation Criteria: Exchange Rates

Switzerland's Exchange Rate, US\$/franc, 2015-2022





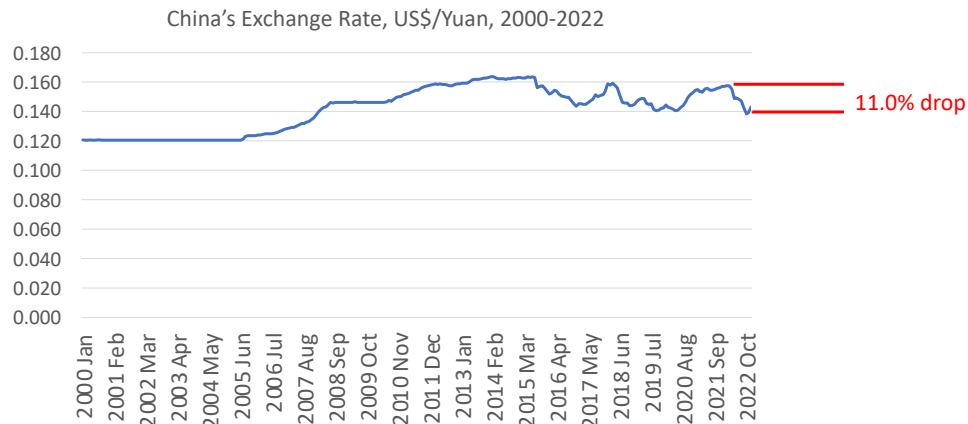
NATIONAL ECONOMIC EDUCATION DELEGATION

78

78

Currency Manipulation

Not Manipulation Criteria: Exchange Rates



Currency Manipulation

• US Treasury Report November, 2022

- “[The U.S.] Treasury has concluded that no major trading partner of the United States engaged in [currency manipulation] during the relevant period.”
- “Switzerland once again exceeded the thresholds for all three criteria...”
- “Italy, India, Mexico, Thailand, and Vietnam have been removed from the Monitoring List in this Report, having met only one out of three criteria for two consecutive Reports..”
- “In this Report, the Monitoring List comprises China, Japan, Korea, Germany, Malaysia, Singapore, and Taiwan.” (7 countries)
- “China’s failure to publish foreign exchange intervention and broader lack of transparency around key features of its exchange rate mechanism make it an outlier among major economies and warrants Treasury’s close monitoring.”

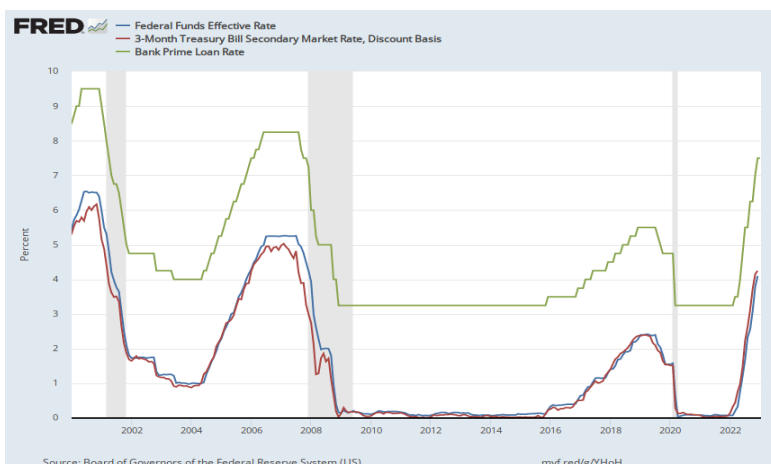
Next Week

Monetary Policy

Geoffrey Woglom, Ph.D.
Amherst College, Emeritus

81

Monetary Policy



Blue is the fed funds rate.
Red is the rate on 3 month Treasuries.
Green is the prime bank lending rate

82

Thank you!

Any Questions?

www.NEEDelegation.org

Alan Deardorff
alandear@umich.edu

Contact NEED: info@NEEDelegation.org

Submit a testimonial: www.NEEDelegation.org/testimonials.php

Become a Friend of NEED: www.NEEDelegation.org/friend.php



NATIONAL ECONOMIC
EDUCATION DELEGATION

83