



**Give Me Your Poor,
Your Tired, Your
Homeless
(Some Restrictions
May Apply):
Immigration to the United
States in the 21st Century**

Bob Gitter, Ohio Wesleyan
Prof of Econ, Emeritus

National Economic Education
Delegation

University of Southern Maine
OLLI
Portland, ME
February 20, 2025

1

1

National Economic Education Delegation

- **Vision**

- One day, the public discussion of policy issues will be grounded in an accurate perception of the underlying economic principles and data.

- **Mission**

- NEED unites the skills and knowledge of a vast network of professional economists to promote understanding of the economics of policy issues in the United States.

- **NEED Presentations**

- Are nonpartisan and intended to reflect the consensus of the economics profession.

2

Who Are We?

- **Honorary Board: 54 members**

- 2 Fed Chairs: Janet Yellen, Ben Bernanke
- 6 Chairs Council of Economic Advisers
 - o Furman (D), Rosen (R), Bernanke (R), Yellen (D), Tyson (D), Goolsbee (D)
- 3 Nobel Prize Winners
 - o Akerlof, Smith, Maskin

- **Delegates: 652+ members**

- At all levels of academia and some in government service
- All have a Ph.D. in economics
- Crowdsource slide decks
- Give presentations

- **Global Partners: 48 Ph.D. Economists**

- Aid in slide deck development

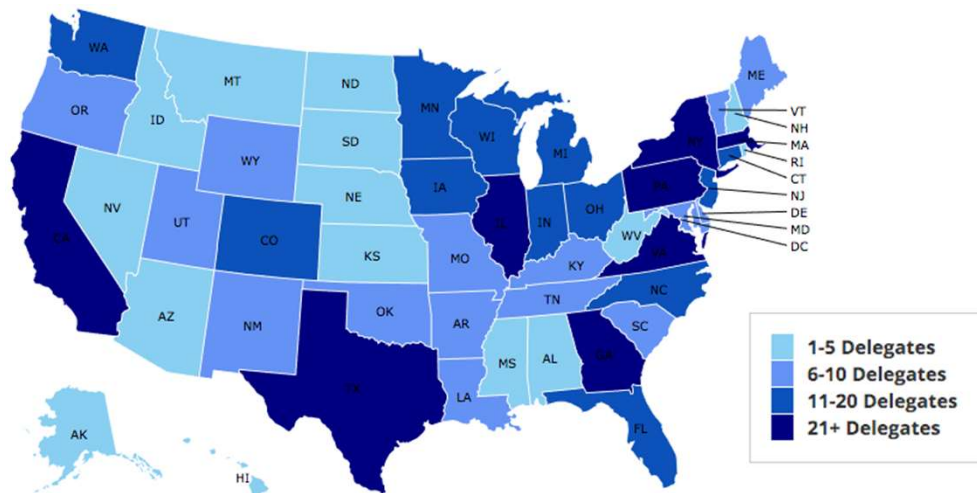


NATIONAL ECONOMIC
EDUCATION DELEGATION

3

3

Where Are We?



NATIONAL ECONOMIC
EDUCATION DELEGATION

4

4

Submitting Questions

Might not be time for a Q&A after the presentation

Please submit questions in chat or you can email them to me later at rjgitter@owu.edu I will try to answer by email

5

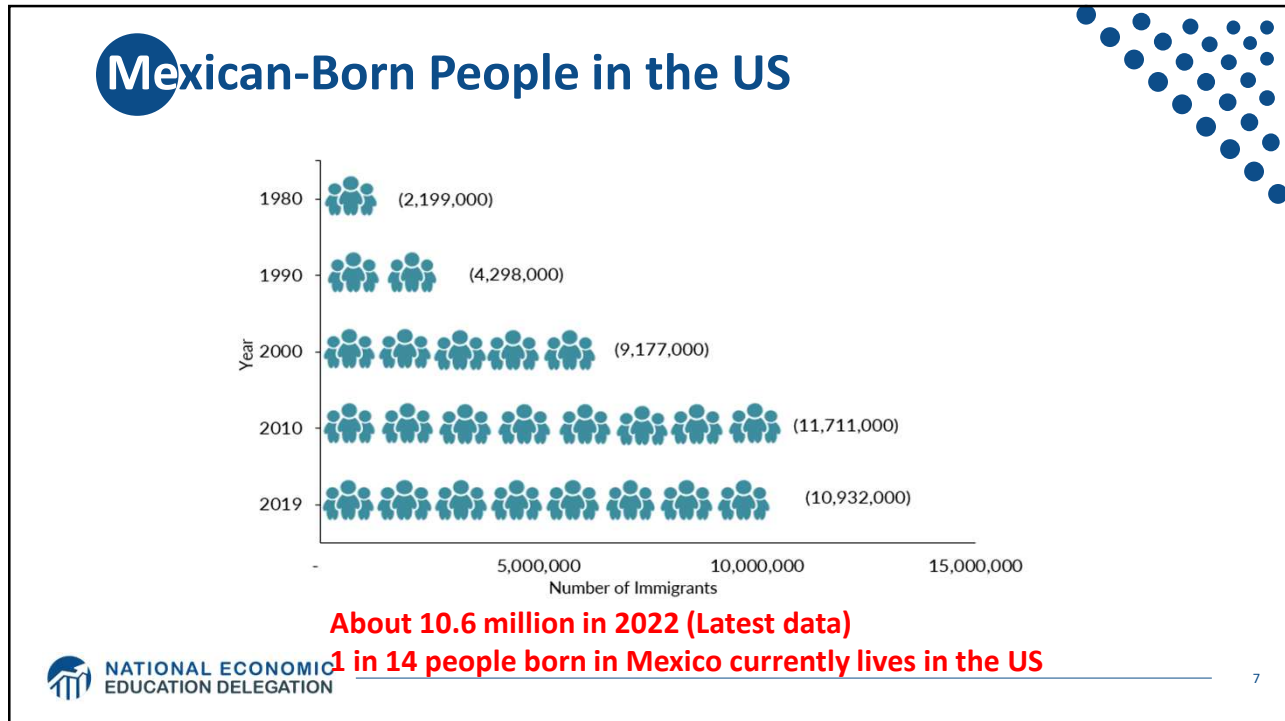
Migration to the US

Difficult to Measure How Many

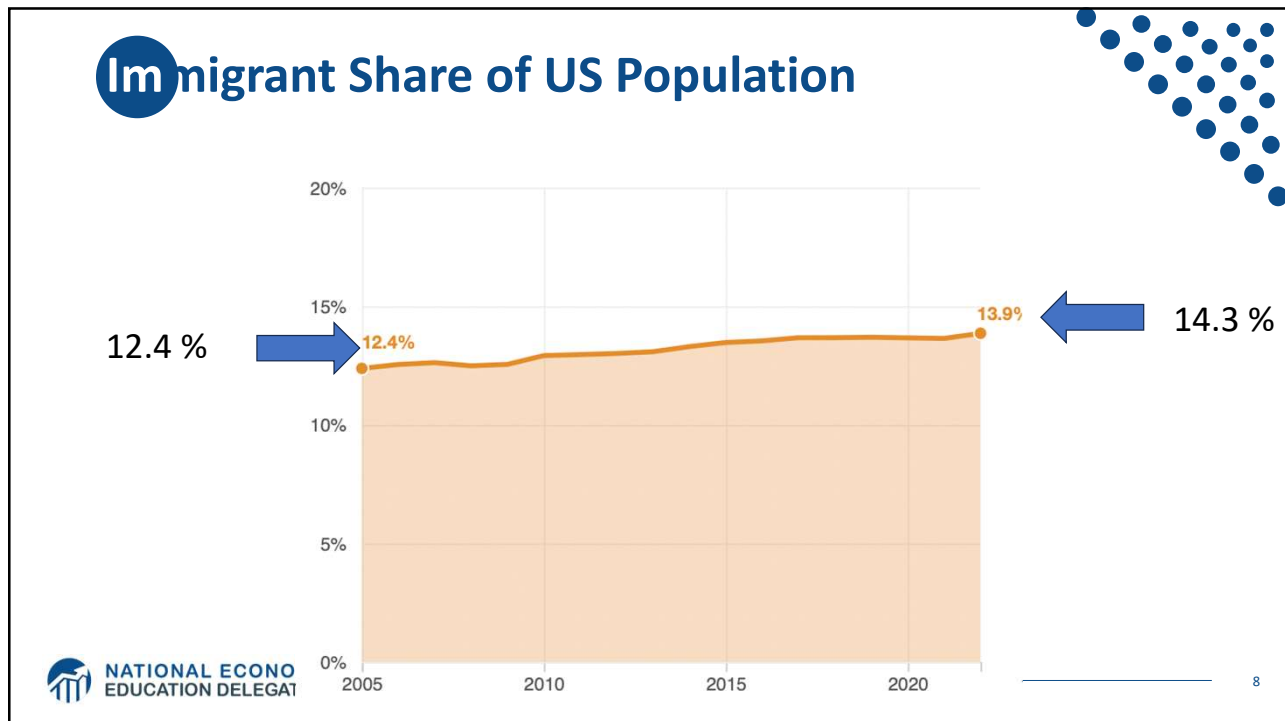
- Legal Immigrants - easy
- Undocumented Immigrants
- Return Immigrants – no record if return



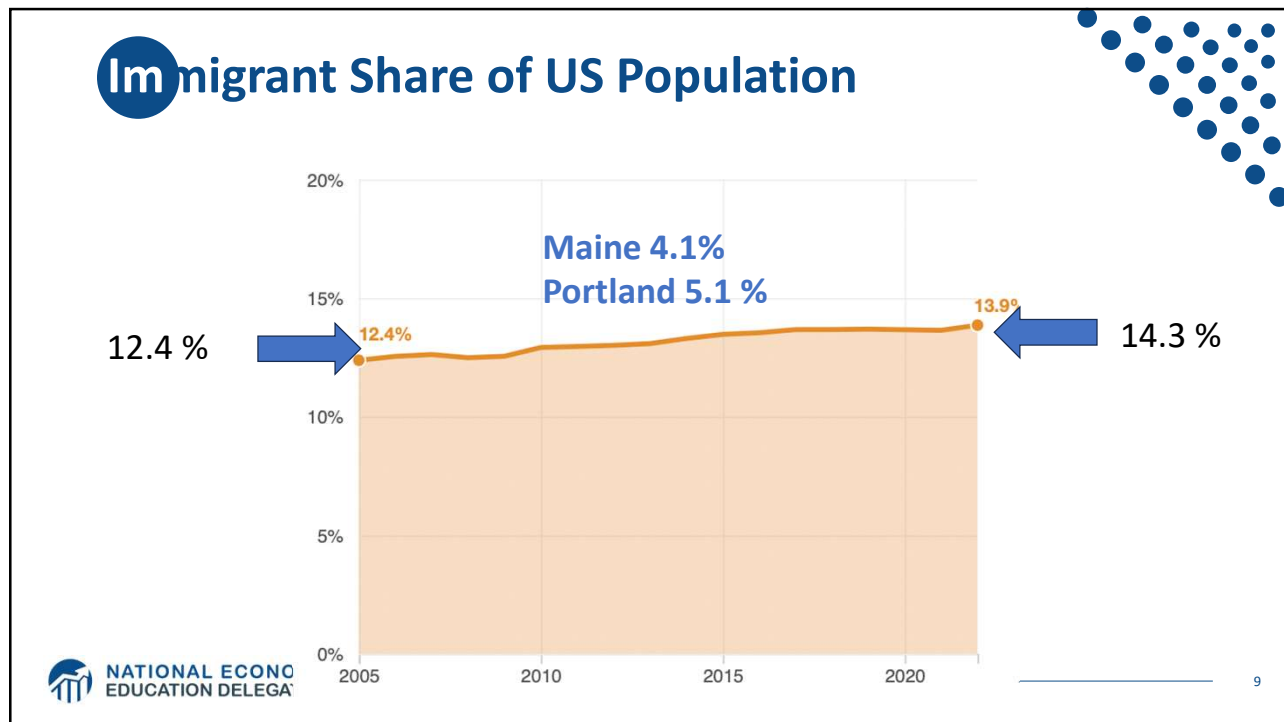
6



7



8



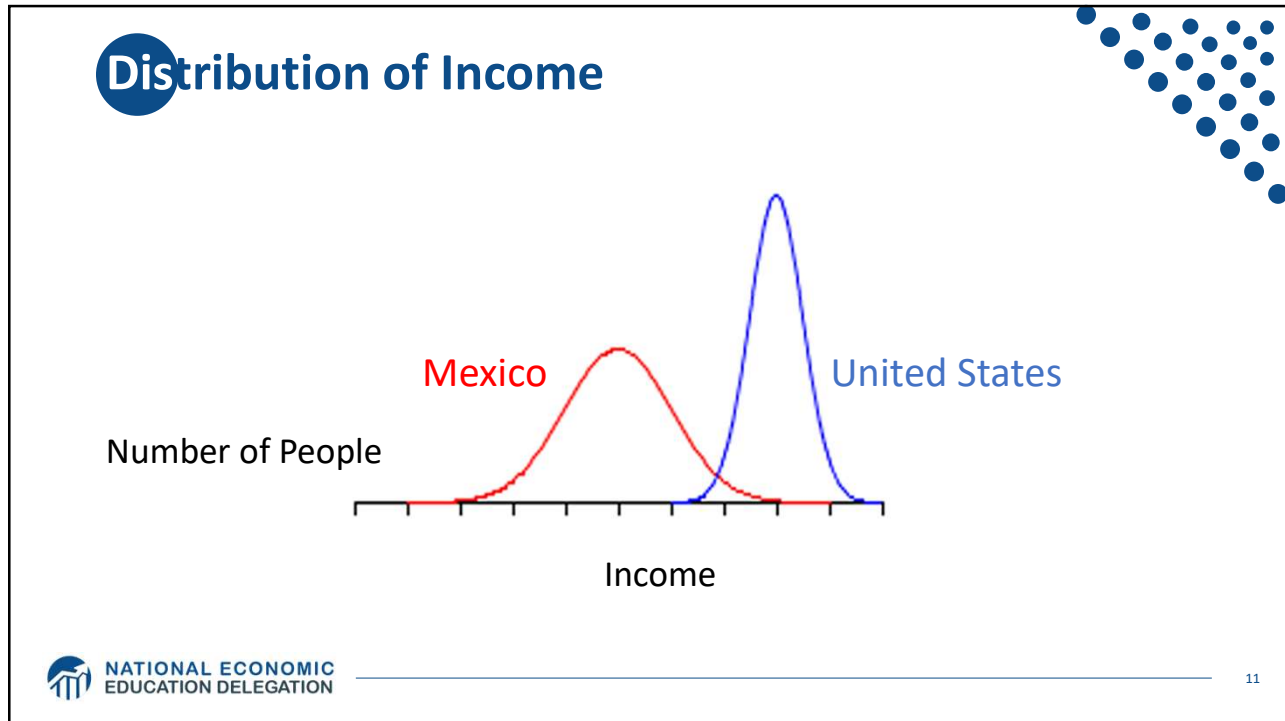
9

The Migration Decision

- **Benefit of Migrating**
- **Benefit of Staying**
- **Cost of Migrating**

NATIONAL ECONOMIC EDUCATION DELEGATION

10



11



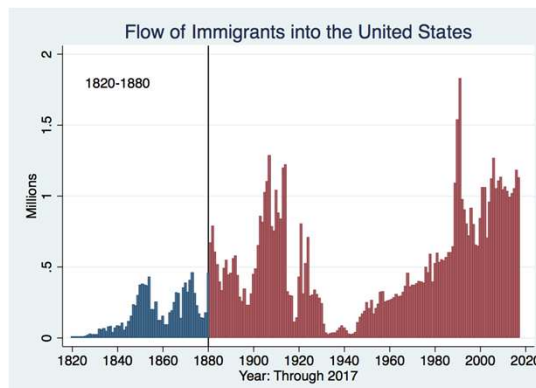
12

Key Laws

- Quota and Immigrations Acts (1921 and 1924)
- Immigration and Nationality Act (1965)
- Immigration and Control Act (1986)

13

U.S. Immigration 1820-1880

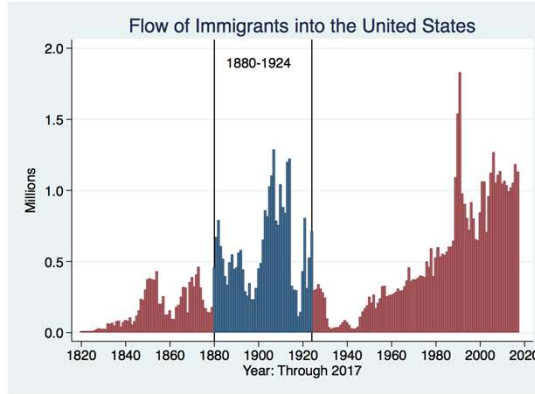


Source Country	1820-1880
Germany	3,000,000
Ireland	2,800,000
Britain	2,000,000
Austro-Hungarian Empire	1,000,000
Canada	750,000
China	230,000
Africa	50,000

<https://www.libertyellisfoundation.org/immigration-timeline>

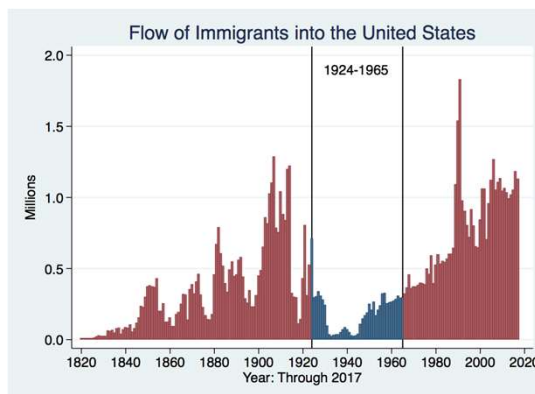
14

U.S. Immigration 1880-1924



Source Country	1880-1930
Italy	4,600,000
Austro-Hungarian Empire	4,000,000
Russian Empire	3,300,000
German Empire	2,800,000
Britain	2,300,000
Canada	2,300,000
Ireland	1,700,000

U.S. Immigration 1924-1965



Source Country	1930-1965
Germany	940,000
Canada	900,000
Mexico	610,000
Britain	480,000
Italy	390,000
Caribbean/ West Indies	310,000

<https://www.libertyellisfoundation.org/immigration-timeline>

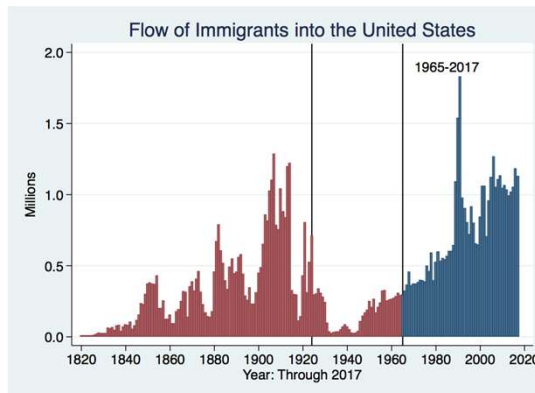
LBJ Signs Immigration and Nationality Act (1965)



- Abolished Quotas
- Limits immigration to about 1 million/year
- Family reunification most important consideration

17

History of U.S. Immigration: 1965-Today



Source Country	1965-2017
Mexico	4,300,000
Philippines	1,400,000
Korea	760,000
Dominican Republic	750,000
India	740,000
Cuba	700,000
Vietnam	700,000
Canada	650,000

<https://www.libertyellisfoundation.org/immigration-timeline>

18

NUMBER OF IMMIGRANTS BY TYPE OF ADMISSION: FISCAL YEAR 2022

Family-sponsored preferences	594,223	165,642
Immediate relatives of U.S. citizens		428,581
Employment-based preferences ³		270,206
Diversity		43,175
Refugees		29,407
Asylees		53,662
Other		27,331
TOTAL		1,018,004

H1B Applications Quota Reached on First Day 2017



H2A Program



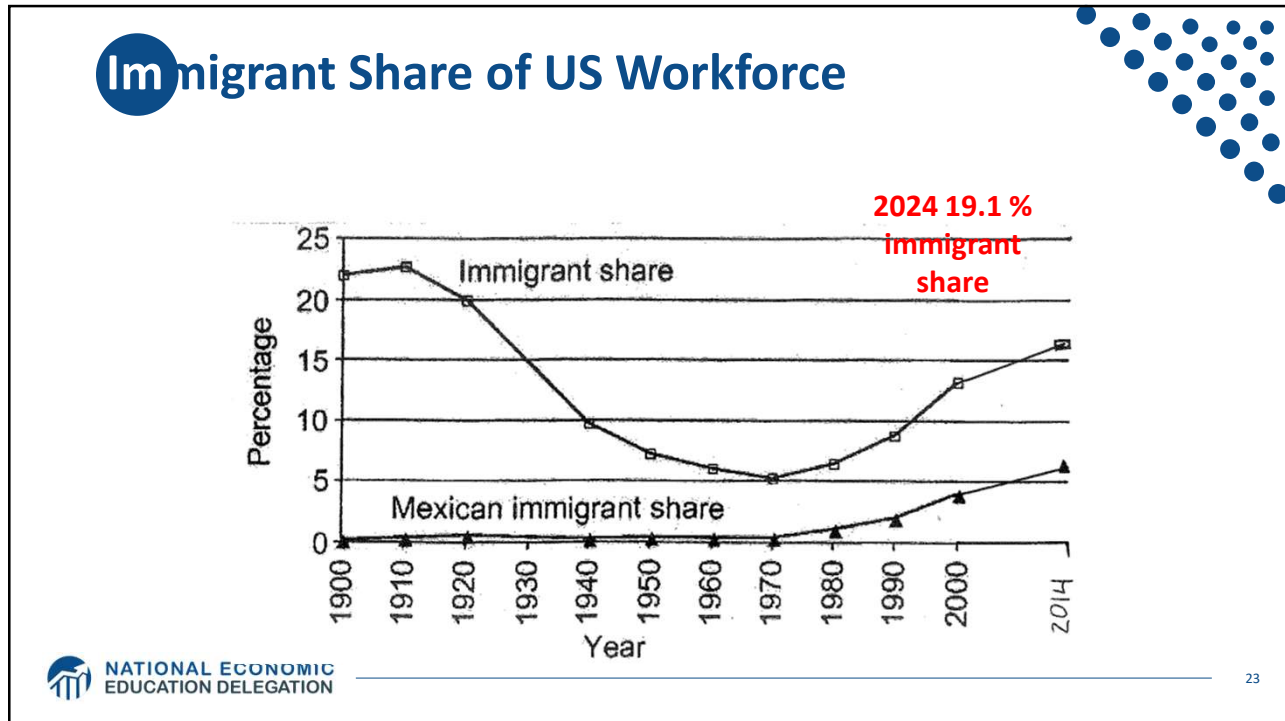
21

Immigration Reform and Control Act of 1986



- Grants amnesty to undocumented individuals in US since 1982
- Must pay penalty and back taxes
- Amnesty granted for being undocumented
- Path to citizenship
- Two million people took advantage, mostly Mexican
- Illegal to knowingly hire undocumented workers

22



23

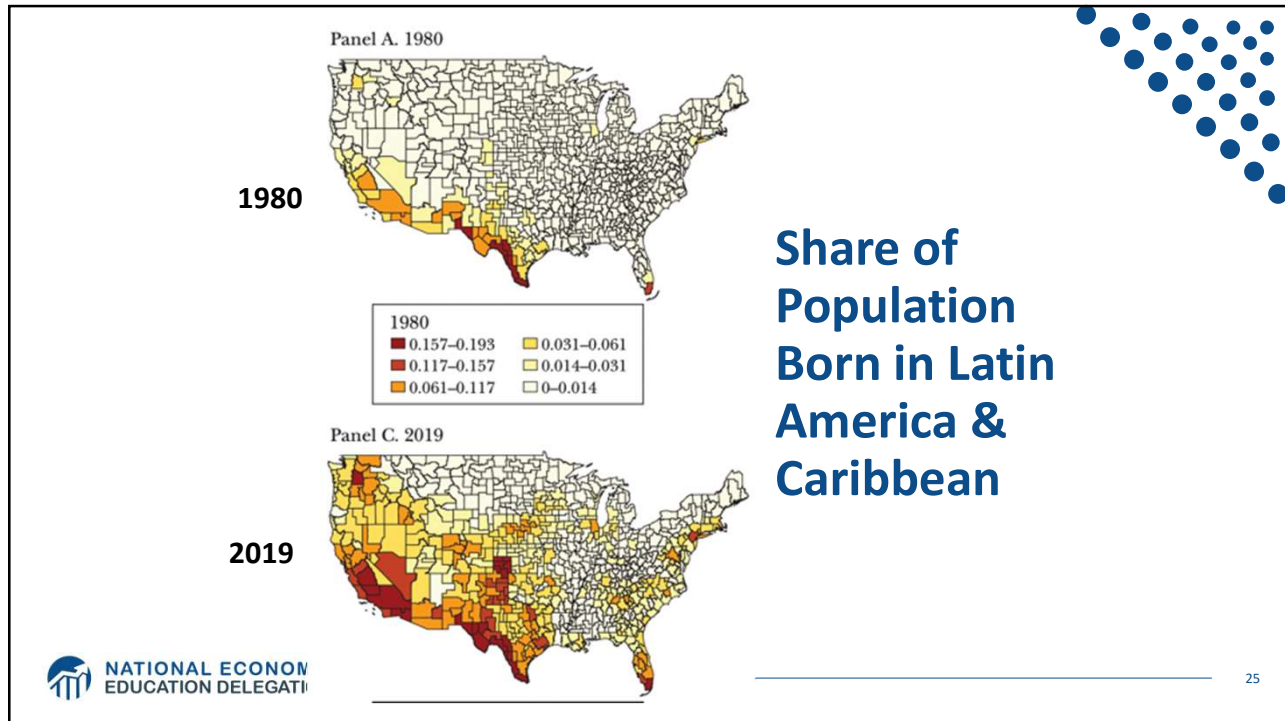
Origin of Immigrants

Home	U.S. Share	ME Share
Europe	9.1 %	23.8 %
Asia	39.3 %	25.4 %
Africa	9.4 %	19.8 %
Oceania	0.6 %	1.3 %
N. America	32.7 %	} 29.7
S. America	8.2 %	
Unknown	0.6 %	
Total	100.0 %	100.0 %

**18.9 % from
Canada
in Maine**

NATIONAL ECONOMIC EDUCATION DELEGATION 24

24



25

Immigration to Maine

Immigrants tend to be of working age. More so than the U.S. Born

Age	Foreign Born	United States Born
0-15	8.9 %	15.7 %
16-64	68.3%	61.6 %
65+	22.8 %	22.6 %

NATIONAL ECONOMIC EDUCATION DELEGATION

26

26

Immigration to Maine

Country of Origin	Percent of Immigrants
Canada	19.1 %
China	5.6 %
Philippines	4.0 %
Germany	3.9%
England and Scotland	3.1 %
Somalia	2.8 %

27

Immigration to Maine

Education Level	Foreign Born Population	U.S. Born Population
Less than High School	9.1 %	5.2 %
High School & Some College	49.1 %	59.5 %
Bachelor's Degree	23.5 %	22.1 %
Graduate Degree	18.3 %	13.1 %

28

Characteristics of Native and Latin Amer. Born Population (Age 16 & up)

	Native Born	Lat. Amer. Born
Labor Force	130 Mil.	13 Mil
< H.S. Educ	5.8%	37.1.%
Poor English	1.9%	77%
Employed	59.2%	64.9%
Unemployed	3.0%	3.5%
Med. Wk. Earn	\$1,087	\$758
Poverty Rate	13%	17%

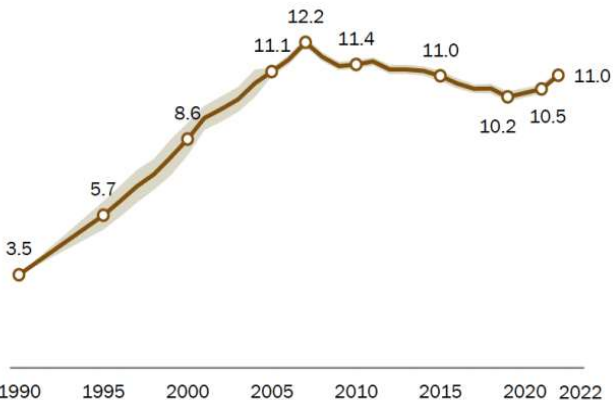
Undocumented Immigrants in the U S

The number of unauthorized immigrants in the U.S. grew from 2019 to 2022

Unauthorized immigrant population in the U.S., in millions

Maine about 5,000 undocumented immigrants. About 9 % of Foreign Born Population

Source: PEW Foundation.



Impact of Latin American Immigration

- Low-skill, low-wage jobs.
- Competition for less skilled native-born
- More GDP & lower prices
- Helps upper income native-born, hurts lower
- Little impact on federal budget but raises costs for state and local (schooling)



NATIONAL ECONOMIC
EDUCATION DELEGATION

31

31

Recent Immigration Issues

- DACA
- The Northern Triangle
- Remain in Mexico
- Unaccompanied Minors
- The Venezuelan Wave
- Haitians in Springfield, Ohio



NATIONAL ECONOMIC
EDUCATION DELEGATION

32

32

DACA (Deferred Action for Childhood Arrivals)

- Entered U.S. before age 16, now in U.S.
- Entered before June 2007
- Currently in school, high school grad or honorable discharge from military
- No felony conviction or threat to security
- Renewable every 2 years
- Executive Order by Obama, Trump ended, Biden restored
- **50 in Maine**



NATIONAL ECONOMIC
EDUCATION DELEGATION

33

33

The Northern Triangle

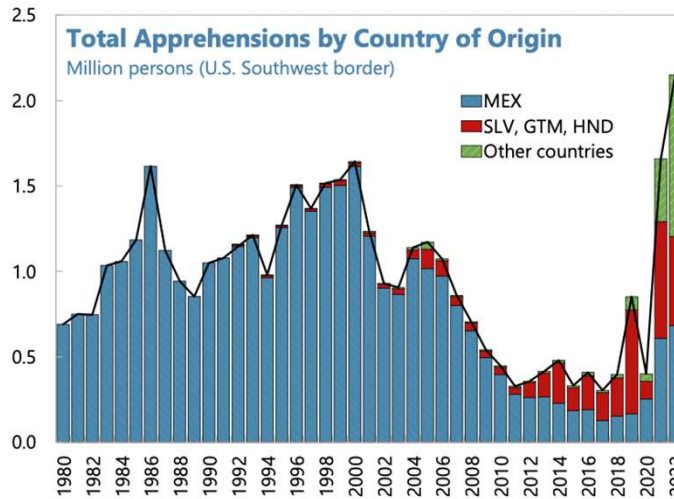


NATIONAL ECC
EDUCATION DELE

34

34

Northern Triangle Apprehensions (Northern Triangle Countries in Red)



35

Estimated Unauthorized Immigrant Population

	<u>2022</u>	<u>2012</u>	<u>2000</u>
Total	11,000,000	11,200,000	8,600,000
Mexico	4,050,000	5,850,000	4,450,000
El Salvador	750,000	675,000	500,000
India	725,000	450,000	240,000
Guatemala	675,000	525,000	200,000
Honduras	525,000	350,000	140,000
China	375,000	325,000	325,000
Venezuela	275,000	70,000	45,000
Brazil	230,000	100,000	90,000
Dominican Republic	230,000	170,000	180,000
Colombia	190,000	160,000	150,000

36

Asylees and Refugees

- Refugees are usually outside the United States when they are screened for resettlement in US
- Asylum seekers submit their applications while physically present in the United States or at a U.S. port of entry

Reason to grant – (US & UNCOR) unable to return because of persecution or a well-founded fear of persecution based on: race, religion, nationality, membership in a particular social group, or political opinion. (Not economic hardship!)

37

Separation of Children



38

Remain in Mexico Policy



- Started 2019. Applies to non-Mexicans asking for asylum
- Must wait in Mexico while case being heard
- Not applied to unaccompanied minors
- Not eligible for asylum if passed through another nation on way.
- Dangerous in Mexico
- Ended in 2022 but the termination was successfully challenged in the courts
- President Trump reinstated last month



NATIONAL ECONOMIC
EDUCATION DELEGATION

39

39

The Surge of Venezuelans



- Almost 8 million Venezuelans have left
- Caused by economic mismanagement, hyperinflation, unrest, violence
- Largest national group arrested for entering US
- Temporary Protected Status



NATIONAL ECONOMIC
EDUCATION DELEGATION

40

40

The Bussing of Migrants



 NATIONAL ECONOMIC
EDUCATION DELEGATION

41

41

What Happened in Springfield, Ohio?



 NATIONAL ECONOMIC
EDUCATION DELEGATION

42


42

Temporary Protected Status (TPS)

- The Secretary of Homeland Security can grant
- Can be granted to foreign-born persons who can't return to home country safely due to their country unable to handle their return
- Acceptable reasons
 - Conflict
 - epidemic
 - Hurricane or earthquake
 - Other temporary conditions
- Temporary status but can be extended
- Can work and travel within the United States
- May be eligible for welfare such as TANF, SNAP, Medicaid



Executive Orders by President Trump (2025)



- Declared National Emergency at the Border
- Suspended Temporary Protected Status for Some Venezuelans
- Ended "Catch and Release"
- Third Country Asylum (El Salvador)
- Expedited Removal.
- Troops at the Border
- Build Barriers



Final Thoughts



- Building a wall might not be effective
- Going through the desert is dangerous
- Illegal to hire undocumented workers but still done
- Undocumented are not eligible for welfare
- Maybe a points system like Canada

45

Thank you!



Questions?

Robert Gitter

rjgitter@owu.edu

Contact NEED: info@NEEDEcon.org

Submit a testimonial: www.NEEDecon.org/testimonials.php

Become a Friend of NEED: www.NEEDecon.org/friend.php

46