



**Give Me Your Poor,  
Your Tired, Your  
Homeless  
(Some Restrictions  
May Apply):  
Immigration to the United  
States in the 21st Century**

Bob Gitter, Ohio Wesleyan  
Prof of Econ, Emeritus

National Economic Education  
Delegation

WVU OLLI  
October 27, 2023

1

## Submitting Questions

- Please submit questions in the chat.
  - I will try to handle them as they come up, but may take them in a bunch as time permits. I will let Jascenna
- We will do a verbal Q&A once the material has been presented.
  - And the questions in the chat have been addressed.
- OLLI allowing, we can stay beyond the end of class to have further discussion.

2

## Course Outline

- Contemporary Economic Policy
  - Week 1 (10/6): Economic Update (Geoffrey Woglom, Amherst College)
  - Week 2 (10/13): Trade and Globalization (Avik Chakrabarti, U of Wisconsin Milwaukee)
  - **Week 3 (10/27): Economics of Immigration (Robert Gitter, Ohio Wesleyan)**
  - Week 4 (11/3): Monetary Policy (Geoffrey Woglom, Amherst College)
  - Week 5 (11/10): Federal Debt (Joseph Carolan, Oakland University)
  - Week 6 (11/17): International Institutions (Alan Deardorff University of Michigan)

Questions at end.

3

## Migration to the US

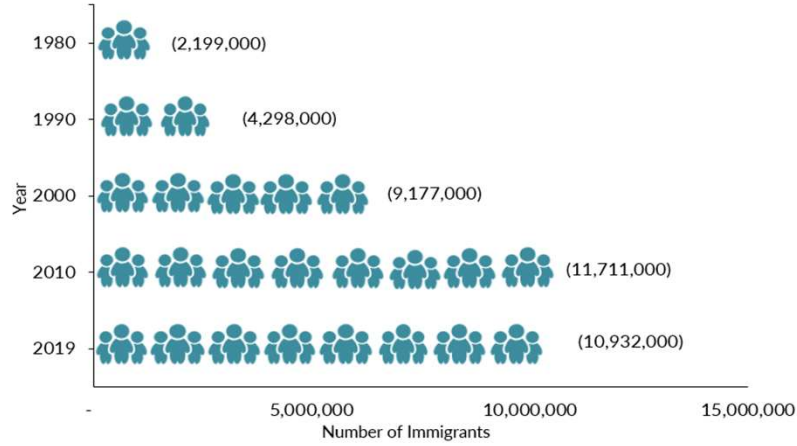
### Difficult to Measure How Many

- Legal Immigrants - easy
- Undocumented Immigrants
- Return Immigrants – no record if return



4

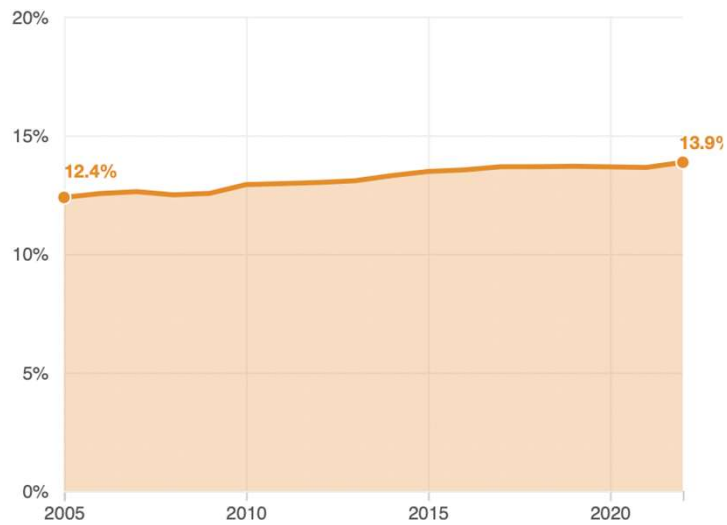
## Mexican-Born People in the US



**1 in 14 people born in Mexico currently lives in the US**

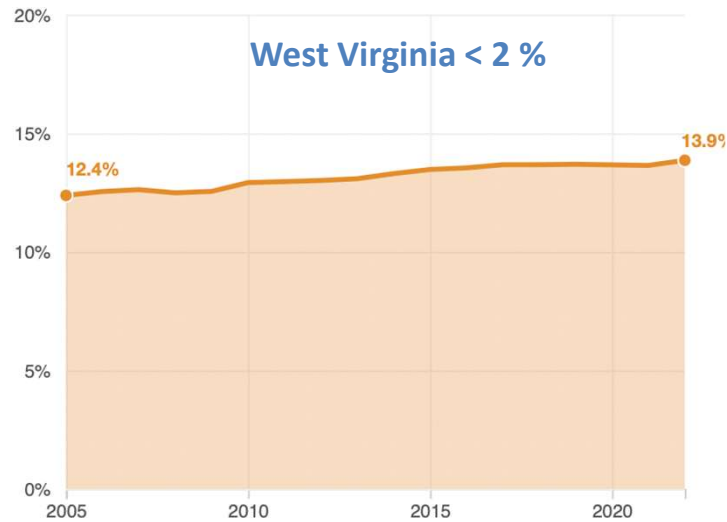
5

## Immigrant Share of US Population



6

## Immigrant Share of US Population



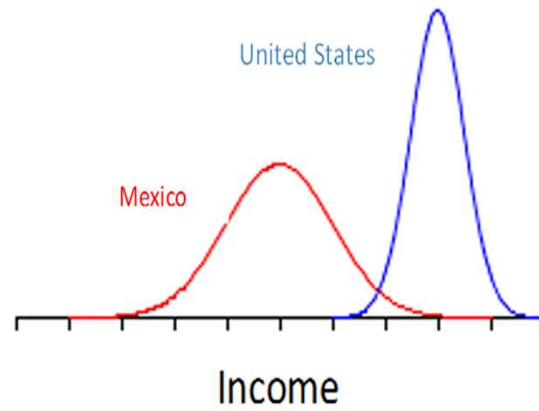
7

## The Migration Decision

- Benefit of Migrating
- Benefit of Staying
- Cost of Migrating

8

## Distribution of Income



9

## The Dangers of Border Crossing



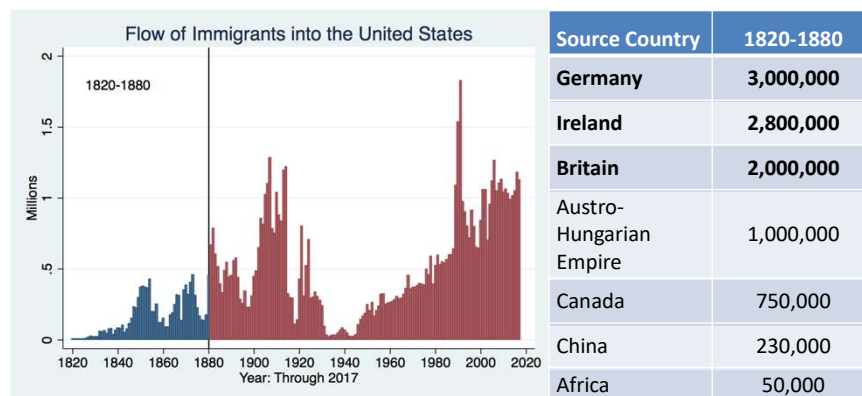
10

## Key Laws

- Quota and Immigrations Acts (1921 and 1924)
- Bracero Program(1942-1964)
- Immigration and Nationality Act (1965)
- Immigration and Control Act (1986)

11

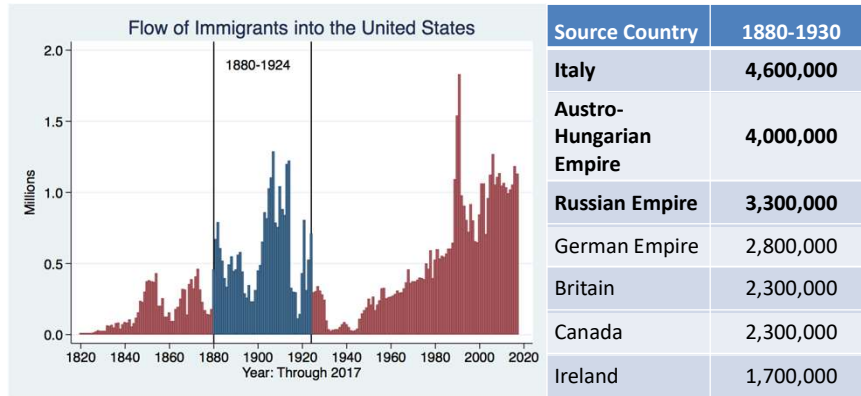
## U.S. Immigration 1820-1880



<https://www.libertyellisfoundation.org/immigration-timeline>

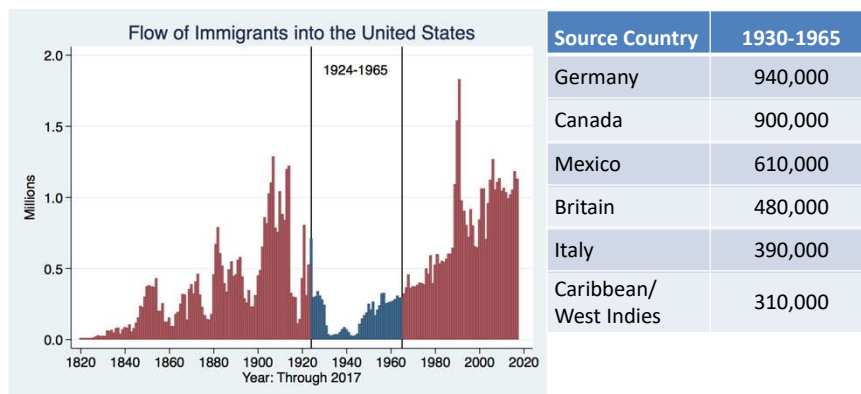
12

## U.S. Immigration 1880-1924



13

## U.S. Immigration 1924-1965



<https://www.libertyellisfoundation.org/immigration-timeline>


14

## Signing up for Bracero Program



15

## LBJ Signs Immigration and Nationality Act (1965)

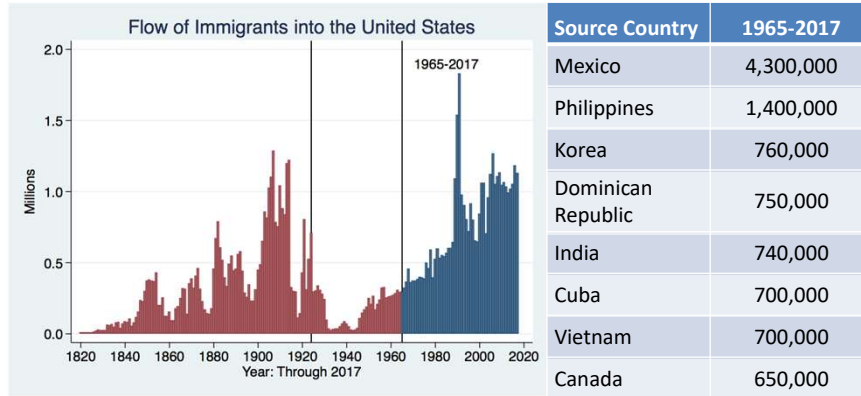


- Abolished Quotas
- Limits immigration to about 1 million/year
- Family reunification most important consideration

16



## History of U.S. Immigration: 1965- Today



<https://www.libertyellisfoundation.org/immigration-timeline>

17

## NUMBER OF IMMIGRANTS BY TYPE OF ADMISSION: FISCAL YEAR 2022

Family-sponsored preferences	<b>594,223</b> }	165,642
Immediate relatives of U.S. citizens		428,581
Employment-based preferences <sup>3</sup>		270,206
Diversity		43,175
Refugees		29,407
Asylees		53,662
<u>Other</u>		<u>27,331</u>
<b>TOTAL</b>		<b>1,018,004</b>

18

## H1B Applications Quota Reached on First Day 2017



19

## H2A Program



20

## Employment Immigration to West Virginia - 2022

### Top Five Occupations/Agricultural Commodities

#### PERMANENT LABOR

Occupation	Positions Certified	Average Wage Offer
Physicians and Surgeons, All Other	24	\$273,612.38
Internists, General	15	\$219,258.25
Engineering Teachers, Postsecondary	5	\$75,600.00
Software Developers, Applications	4	\$95,500.00
Business Teachers, Postsecondary	3	\$76,500.67

#### H-1B

Occupation	Positions Certified	Average Wage Offer
Computer Systems Analysts	436	\$70,435.48
Computer Programmers	94	\$63,155.26
Software Developers, Applications	72	\$78,540.09
Physicians And Surgeons, All Other	51	\$251,137.44
Medical And Clinical Laboratory Technologists	31	\$43,694.00

#### H-2B

Occupation	Positions Certified	Average Wage Offer
Landscaping and Groundskeeping Workers	101	\$10.61
Maids and Housekeeping Cleaners	38	\$9.07
Amusement and Recreation Attendants	29	\$9.94
Team Assemblers	7	\$9.24
Roofers	6	\$13.68

#### H-2A

Occupation	Positions Certified	AEWR
Apples	53	\$10.85
Watercress	30	\$10.85
Fruits and Vegetables	24	\$10.85
Nursery and Greenhouse Workers	9	\$10.85
—	—	—

21

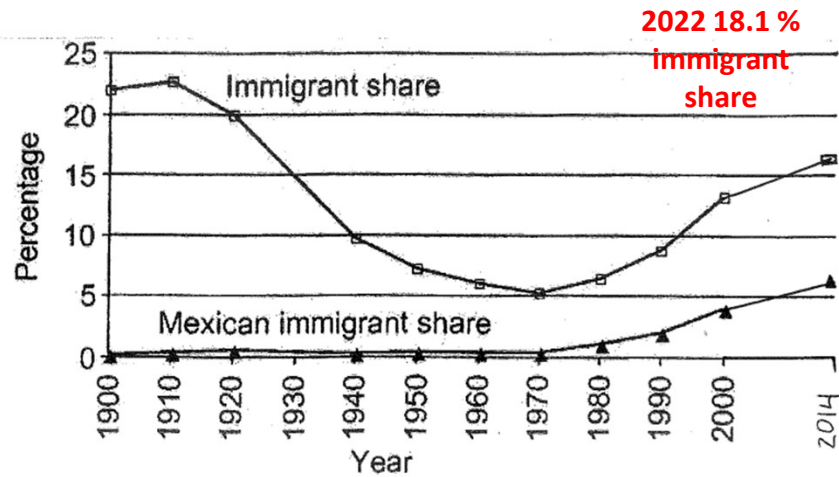
## Immigration Reform and Control Act of 1986



- Grants amnesty to undocumented individuals in US since 1982
- Must pay penalty and back taxes
- Amnesty granted for being undocumented
- Path to citizenship
- Two million people took advantage, mostly Mexican
- Illegal to knowingly hire undocumented workers

22

## Immigrant Share of US Workforce



23

## Origin of Immigrants

Home	U.S. Share	WV Share
Europe	<b>9.1 %</b>	<b>23.1 %</b>
Asia	39.3 %	43.2 %
Africa	9.4 %	7.9 %
Oceania	0.6 %	0.7 %
N. America	<b>32.7 %</b>	<b>20.5 %</b>
S. America	<b>8.2 %</b>	<b>4.7 %</b>
Unknown	0.6 %	--
Total	100.0 %	100.0 %

24

## The Migration Decision

- Benefit of Migrating
- Benefit of Staying
- Cost of Migrating

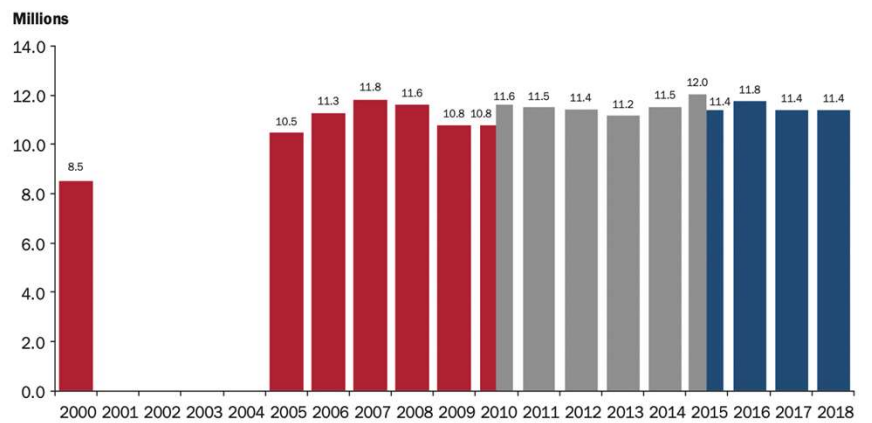
25

### Characteristics of Native and Latin Amer. Born Population (Age 16 & up)

	<u>Native Born</u>	<u>Lat. Amer. Born</u>
Labor Force	130 Mil.	13 Mil
< H.S. Educ	5.8%	37.1%
Poor English	1.9%	77%
Employed	59.2%	64.9%
Unemployed	3.0%	3.5%
Med. Wk. Earn	\$1,087	\$758
Poverty Rate	13%	17%

26

## Number of Undocumented Immigrants in the United States



Source: U.S. Department of Homeland Security

27

## Impact of Mexican Immigration

- Low-skill, low-wage jobs.
- Competition for less skilled native-born
- More GDP & lower prices
- Helps upper income native-born, hurts lower
- Little impact on federal budget but raises costs for state and local (schooling)

28

## DACA (Deferred Action for Childhood Arrivals)

- Entered U.S. before age 16, now in U.S.
- Entered before June 2007
- Currently in school, high school grad or honorable discharge from military
- No felony conviction or threat to security
- Renewable every 2 years
- Executive Order by Obama, Trump ended, Biden restored in January

29

## Recent Immigration Issues

- The Northern Triangle
- Unaccompanied Minors
- Covid and Title 42
- The Venezuelan Wave

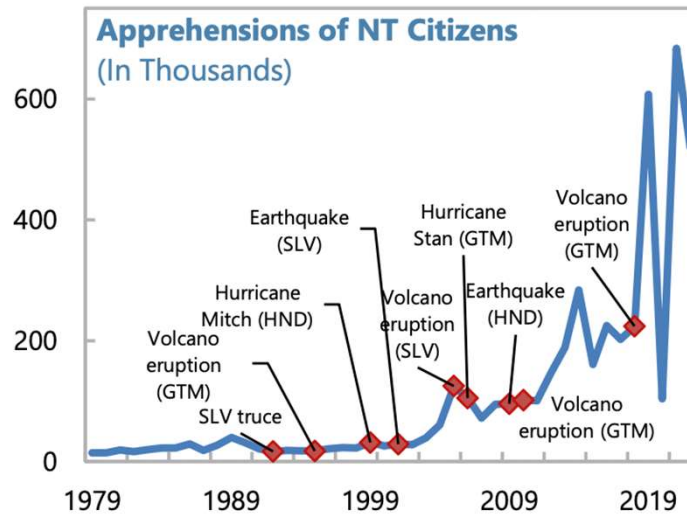


## The Northern Triangle



31

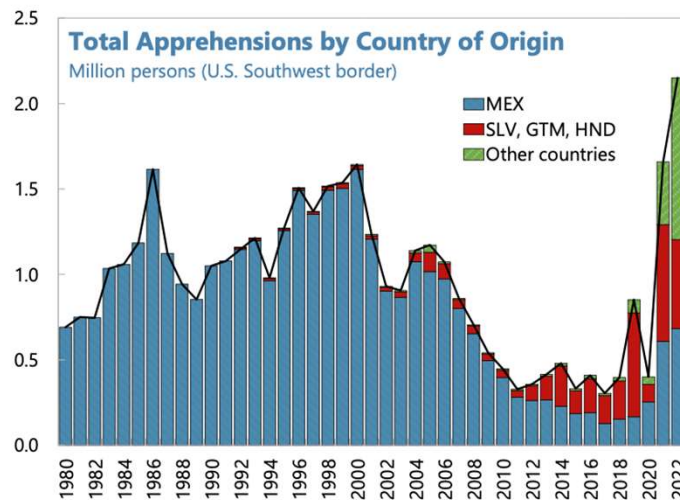
## US Border Apprehensions from the Northern Triangle



32



## Northern Triangle Apprehensions (Northern Triangle Countries in Red)



33

## Asylees and Refugees

- Refugees are usually outside the United States when they are screened for resettlement in US
- Asylum seekers submit their applications while physically present in the United States or at a U.S. port of entry

Reason to grant – (US & UNCOR) unable to return because of persecution or a well-founded fear of persecution based on: **race, religion, nationality, membership in a particular social group, or political opinion.** (Not economic hardship!)

34

## Separation of Children



35

## Remain in Mexico Policy



- Applies to non-Mexicans asking for asylum
- Must wait in Mexico while case being heard
- Not applied to unaccompanied minors
- Not eligible for asylum if passed through another nation on way.
- Dangerous in Mexico
- In the courts now

36

## Covid and Title 42



- Started in March 2020.
- Used to limit Covid
- Migrants who crossed into United States not allowed to ask for asylum
- Returned to Mexico, not allowed a hearing
- Ended May 2023

37

## The Surge of Venezuelans



- Almost 8 million Venezuelans have left
- Caused by economic mismanagement, hyperinflation, unrest, violence
- Largest national group arrested for entering US
- Temporary Protected Status

38

## The Bussing of Migrants



39



# Thank You Any Questions?

Bob Gitter  
Professor of Economics, Emeritus  
Ohio Wesleyan University



41