



# The US Federal Debt

Geoffrey Woglom,  
Professor of Economics  
Amherst College, emeritus  
April 20, 2023



 NATIONAL ECONOMIC  
EDUCATION DELEGATION


---

1

1

## National Economic Education Delegation

- **Vision**
  - One day, the public discussion of policy issues will be grounded in an accurate perception of the underlying economic principles and data.
- **Mission**
  - NEED unites the skills and knowledge of a vast network of professional economists to promote understanding of the economics of policy issues in the United States.
- **NEED Presentations**
  - Are nonpartisan and intended to reflect the consensus of the economics profession.

 NATIONAL ECONOMIC  
EDUCATION DELEGATION

---

2

2

## Who Are We?

- **Honorary Board: 54 members**

- 2 Fed Chairs: Janet Yellen, Ben Bernanke
- 6 Chairs Council of Economic Advisers
  - o Furman (D), Rosen (R), Bernanke (R), Yellen (D), Tyson (D), Goolsbee (D)
- 3 Nobel Prize Winners
  - o Akerlof, Smith, Maskin

- **Delegates: 652+ members**

- At all levels of academia and some in government service
- All have a Ph.D. in economics
- Crowdsource slide decks
- Give presentations

- **Global Partners: 48 Ph.D. Economists**

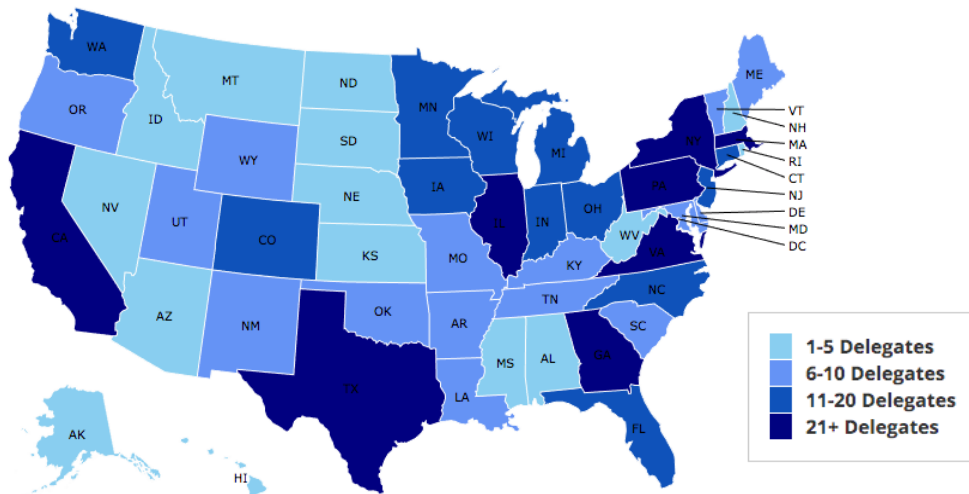
- Aid in slide deck development



NATIONAL ECONOMIC  
EDUCATION DELEGATION

3

## Where Are We?



NATIONAL ECONOMIC  
EDUCATION DELEGATION

4

## Available NEED Topics Include:

- Healthcare Economics
- US Economy
- Climate Change
- Economic Inequality
- Economic Mobility
- Trade and Globalization
- Minimum Wages
- Immigration Economics
- Housing Policy
- Federal Budgets
- Federal Debt
- Black-White Wealth Gap
- Autonomous Vehicles
- US Social Policy



5

## Credits and Disclaimer

- **This slide deck was created by:**
  - Jon Haveman, Executive Director, NEED
  - Geoffrey Woglom, Amherst College, Emeritus
- **This slide deck was reviewed by:**
  - Olivier Blanchard, Peterson Institute for International Economics
  - John H. Cochrane, Stanford University
- **Disclaimer**
  - NEED presentations are designed to be nonpartisan.
  - It is, however, inevitable that presenters will be asked for and offer their own views.
  - Such views are those of the presenters and not necessarily those of the National Economic Education Delegation (NEED).



6

## Outline

- **Definitions and Basic Data and Historical Data.**
- **What needs to be done to “stabilize” the debt?**
- **Traditional Economic Analysis of the Costs of the Debt**
- **New Ideas about the Costs of the Debt and the importance of foreign holders of the debt.**
- **“Debt? What me Worry?” Modern Monetary Theory.**
- **Recent Congressional Budget Office (CBO) analysis of the Cost of the Debt.**
- **Citizens Guide to Debt Issue**



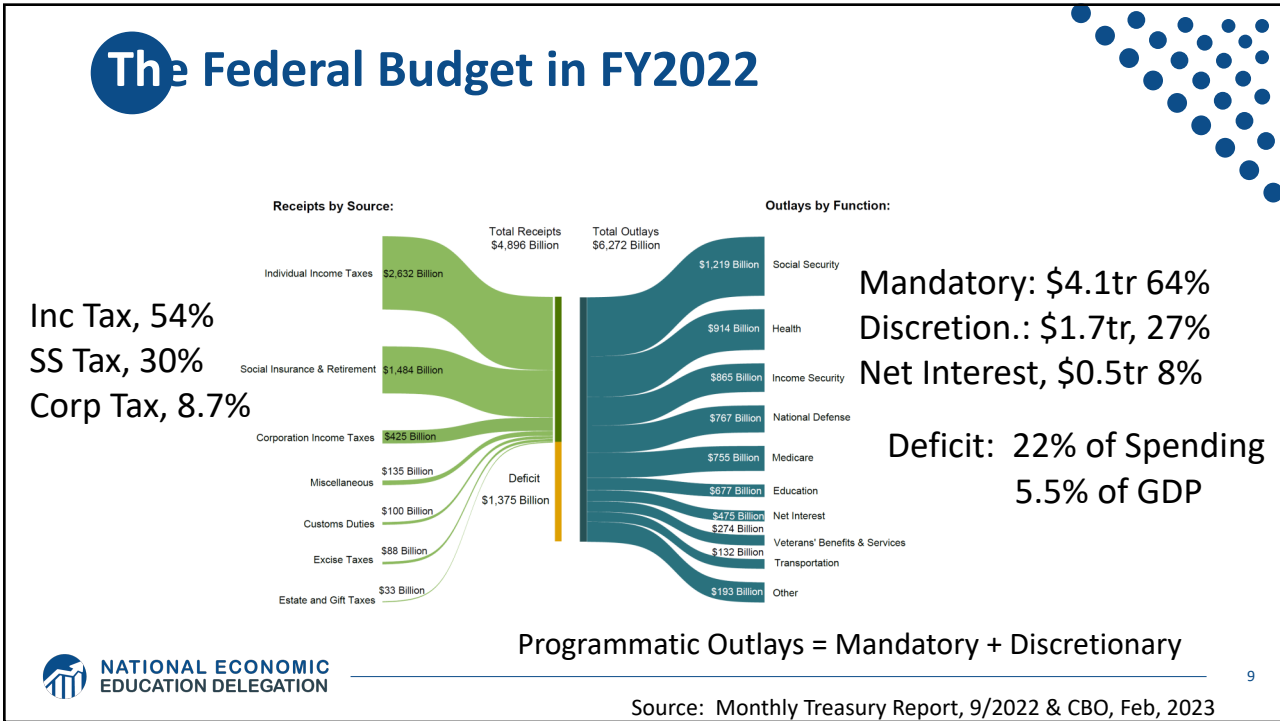
7

## Basic Definitions

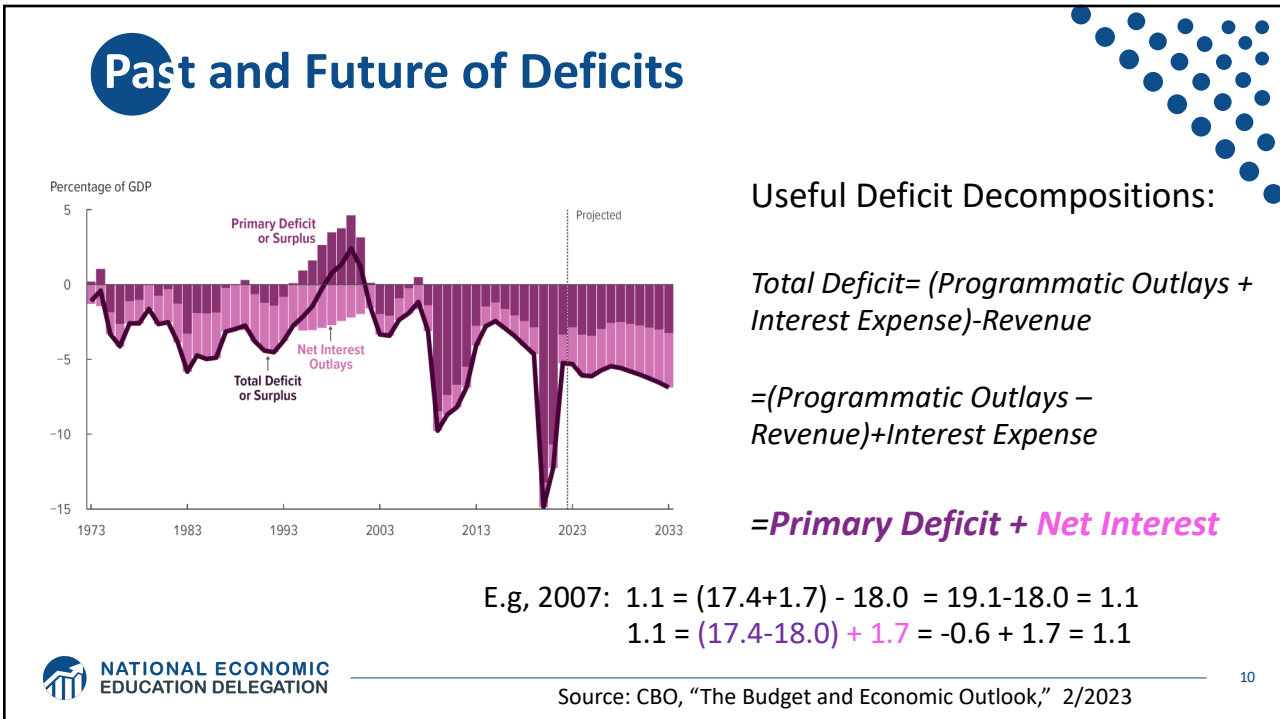
- **Fiscal year Deficit = Total Outlays Less Revenues between Oct to September.**
- **The deficit paid for by government borrowing: (net) issue of new government bonds.**
- **The accumulated value of past borrowing is the total government debt.**



8



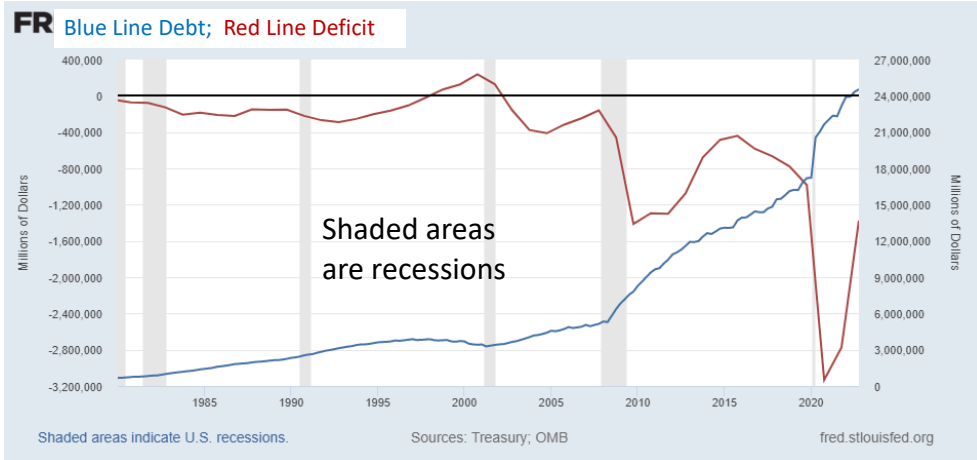
9



10

# Debt vs. Deficit

The Sum of All Past Deficits Less Surpluses Equals the Debt

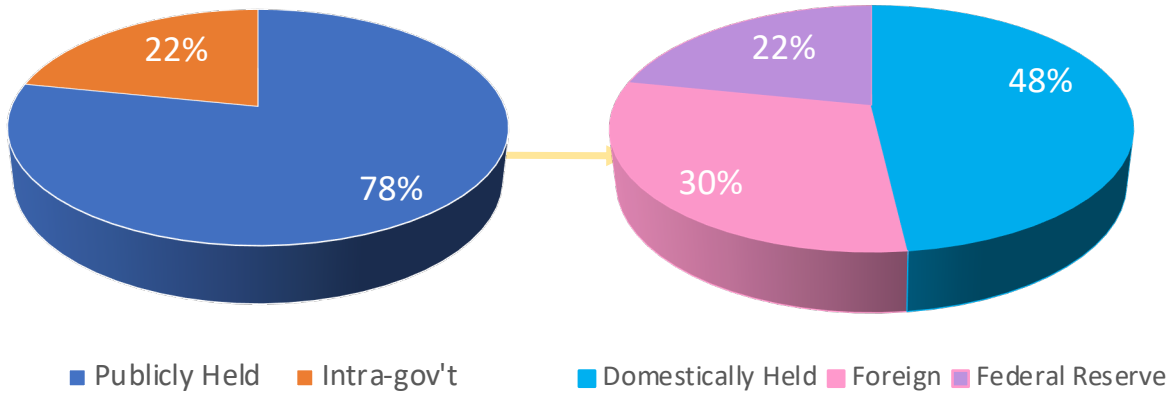


11

# A Breakdown of the Total Federal Debt

Total Public Debt: \$31.5 tr, 3/1

Publicly Held Debt: \$24.6 tr, 3/1



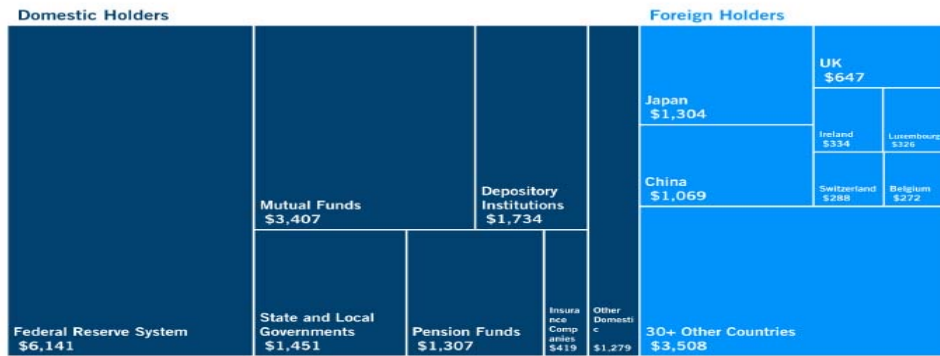
12

# More Detail on Ownership of the Debt (12/21)



The majority of public debt is with domestic holders

COMPOSITION OF DEBT HELD BY THE PUBLIC (BILLIONS OF DOLLARS)



SOURCE: U.S. Department of the Treasury, *Treasury Bulletin*, June 2022.  
 NOTES: Other Domestic includes owners of savings bonds. Data is through December 2021.  
 © 2022 Peter G. Peterson Foundation

PGPF.ORG



NATIONAL ECONOMIC EDUCATION DELEGATION

# Not All Debt Is Created Equal

**Intra-governmental debt is important bookkeeping.**

- This debt **DOES NOT** require funding on credit markets

- **Debt held by the public**

- This debt is funded by borrowing on credit markets and competes with private funding.

- **Most analyses focus on the publicly held debt *relative* to GDP because:**

- To the extent that debt and deficits have burdens these burdens depend on the size of the debt *relative* to the size of the economy.



NATIONAL ECONOMIC EDUCATION DELEGATION

## CBO: Budget Analysts in Chief

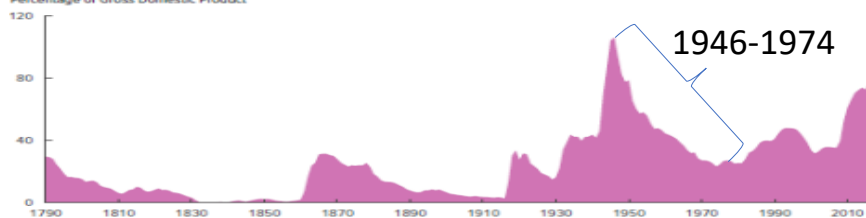
- The Congressional Budget Office was founded in 1974 to provide Congress with information about the budgetary implications of legislation.
- Two kinds of Reports
  - Cost Estimates or “Scoring”
    - H.R. 486 Ukraine Religious Freedom Support Act
    - Build Back Better Scoring.
  - Projections of Debt and Deficits – The Budget and Economic Outlook: 2022 to 2032



15

## Key Points About the U.S. Relative Debt

**Federal Debt Held by the Public**  
Percentage of Gross Domestic Product



1. Relative debt peaked during WWII (106%) - followed by a steady decline until the 1980s.
2. Prior to 1983, relative debt rose purposefully (wars, recessions, public investment) and then fell.
3. What can we learn from the 46-74 period, where the relative debt fell continuously?



16



## Debt Dynamics

- The relative debt fell *in spite of* deficits in 21 of the 29 years, with the debt increasing by 42%. How?
- 1946-1974, deficits caused the debt to grow, but not as fast as the economy was growing.
- While the debt grew by 42%, GDP (nominal) grew by 550%

You don't need a surplus to reduce the *relative* debt:  
**You just need GDP to grow faster than the debt**



17

## Relative Debt Dynamics

- **Two Parts to the growth rate of the debt:**
  1. The interest rate on the debt.
  2. A portion that reflects a primary deficit (+) or primary surplus (-)
- **Numerical Example: GDP grows at 4%, interest rate is 5%**
  - Interest expense will cause the debt to grow at 5%. Unless there is a primary surplus: Growth in debt is greater than or equal to 5%, greater than GDP growth of 4%, and the relative debt rises.
  - To stabilize the debt, there must be a primary surplus
  - Primary surplus has to be bigger, the higher the relative debt.



18

## Pop Quiz!

- <https://drive.google.com/file/d/1BsjSkT1-PFkDRPD9TKEgS-SH1uVI7F1e/view>



19

## Good and Bad Borrowing

- **Good**
  1. *Reasonable* expectation of higher income in the future.
  2. Temporary Need.
  3. Profitable Investment Opportunity.
- **Criteria are the same for households, firms, and governments.**
- **If you are not borrowing for one of these reasons it is bad, no matter what it does to the debt.**



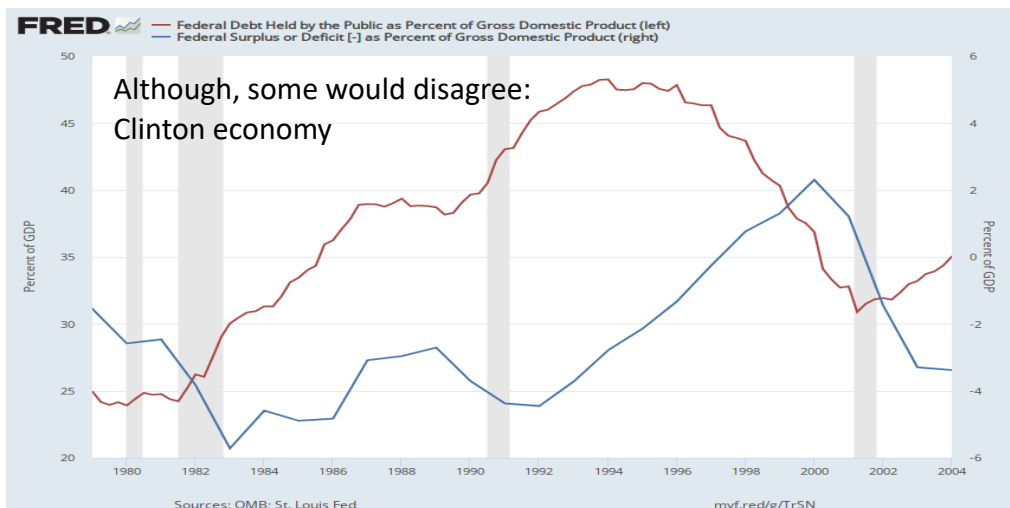
20

## Traditional Views of the Cost of the Debt

- **First a non-issue: There is no analogy between household and government debt.**
  - The government does not have to pay back the debt.
  - Maturing government bonds are paid by issuing new bonds.
- **Economist View of the Debt circa 1980, very little cost because relative debt was falling. That changes in 1983.**

21

## Tax Cuts Don't "Pay for Themselves"



22

## Traditional View: Debt and Deficits Raise Interest Rates

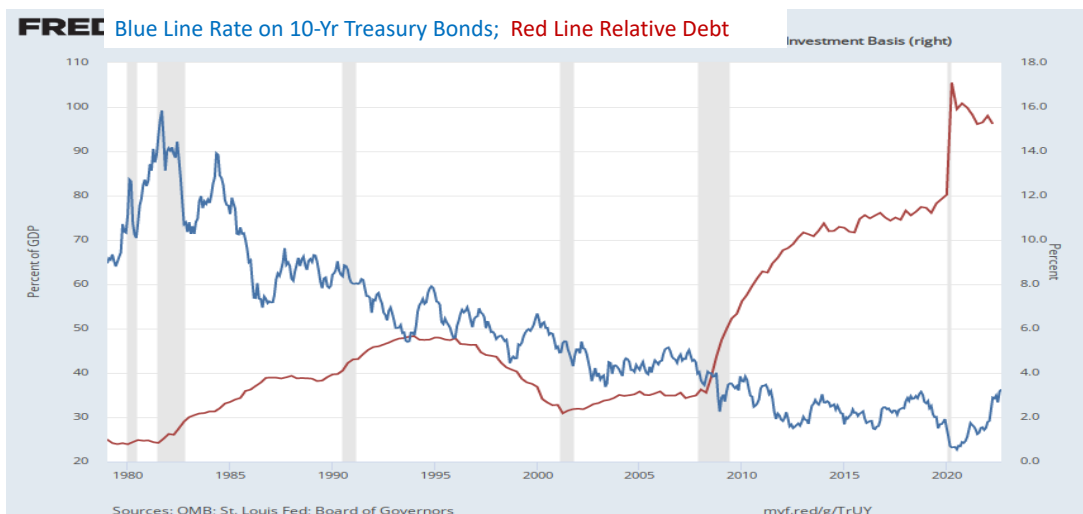
### 1. Crowding Out via higher interest rates:

1. Private: less investment and over time to a smaller capital stock and reduced future output.
2. Government: primary surplus needed to stabilize the debt is larger; i.e., less programmatic outlays or higher taxes

### 2. Foreign Borrowing: Higher interest rates lead to foreign capital inflows or foreign borrowing. With foreign borrowing, some of our GDP is paid to foreigners as interest.

23

## The Dog that Didn't Bark; Rising Interest Rates?



24

## Olivier Blanchard's Presidential Address to the AEA 1/2019

**"If the future is like the past [with low interest rates],...the issuance of debt without a later increase in taxes may well be feasible. Put bluntly, public debt may have no fiscal cost."**

**But,**

**"My purpose...is not to argue for more public debt, especially in the current political environment. It is to have a richer discussion of the costs of debt...than is currently the case."**



NATIONAL ECONOMIC  
EDUCATION DELEGATION

25

25

## What the Traditional View Got Wrong

- **Assumed that the interest rate was *greater* than the growth in GDP**
  - In order to stabilize the debt, government must run a primary surplus.
  - The bigger the debt, the larger the required primary surplus.
- **More debt today means a higher primary surplus is needed in the future, i.e., higher taxes and/or less programmatic outlays.**



NATIONAL ECONOMIC  
EDUCATION DELEGATION

26

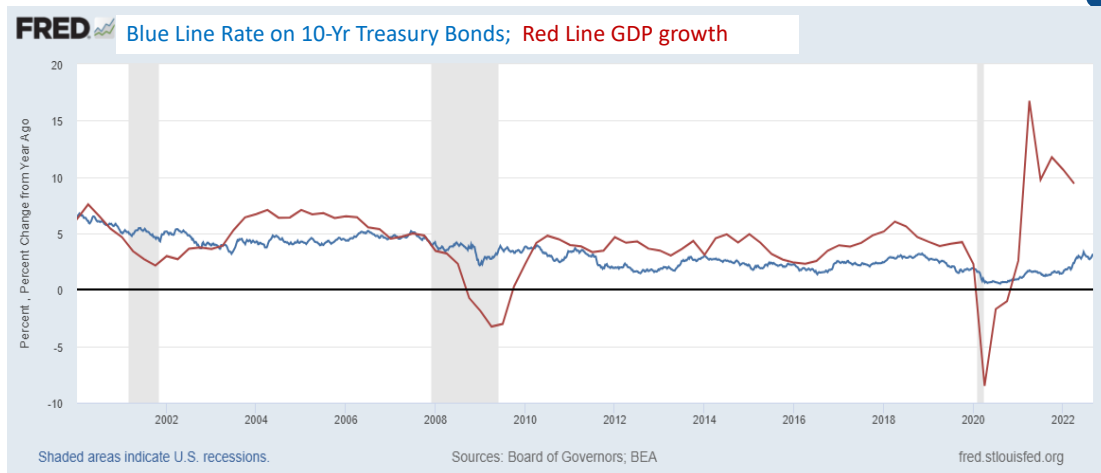
26

## New View: Almost a Free Lunch

- If the interest rate is *less* than the growth rate of GDP, then Debt to GDP can be stabilized with a (small) *primary deficit*: programmatic outlays can be less than revenues!
- Remember our example with GDP growth of 4%. Now assume the interest rate is 3%. Relative debt will fall with a primary balance of zero!
- Blanchard does believe that the relative debt must be stabilized
  1. At some point current deficits must be reduced.
  2. But it may not be crucial at what level of debt we stabilize.

27

## Blanchard's Evidence



28

## But Why Must the Relative Debt Be Stabilized?

- **Stephanie Kelton provided a prominent and recent exposition of Modern Monetary Theory in her June 6<sup>th</sup> 2020, *NYTimes* op-ed, “Learn to Love Trillion-Dollar Deficits.”**
  - US Treasury borrows in dollars and therefore cannot default (as opposed to Greece).
  - Example: How did we “find the money” in FY 2020 to increase in the deficit by about \$1.9 trillion?
  - Answer: Fed open market purchases of \$1.7 trillion provided 89% of the financing.
  - More generally, she argues that we can always find the money to increase federal spending

29

## MMT's Free Lunch

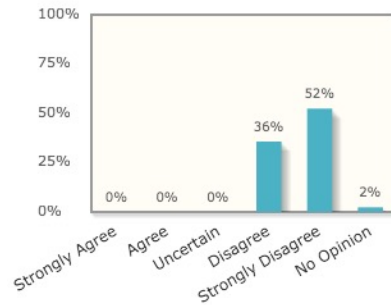
- **The only limit on deficit spending is if it leads to too much spending thereby increasing current inflation.**
- **Recognizing this fact, “...could free policymakers not only to act boldly amid crises but also to invest boldly in times of more stability.”**
- **Too bad the second part isn't true.**
- **We rely on foreigners to hold a substantial portion of our debt and they can loose if the exchange value of the dollar falls**

30

## Don't Just Take My Word for It

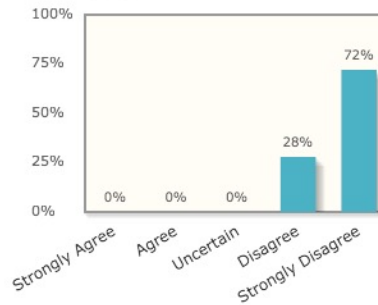
**Question A: Countries that borrow in their own currency should not worry about government deficits because they can always create money to finance their debt.**

### Responses



© 2019, Initiative on Global Markets.  
Source: IGM Economic Experts Panel  
[www.igmchicago.org/igm-economic-experts-panel](http://www.igmchicago.org/igm-economic-experts-panel)

### Responses weighted by each expert's confidence



© 2019, Initiative on Global Markets.  
Source: IGM Economic Experts Panel  
[www.igmchicago.org/igm-economic-experts-panel](http://www.igmchicago.org/igm-economic-experts-panel)



NATIONAL ECONOMIC  
EDUCATION DELEGATION

31

31

## Why do Foreigners Buy US Treasuries?

- **Market for Treasuries is the deepest, most liquid and safest capital market in the world.**
- **US economy has a history of political and economic stability.**
- **We enjoy “An exorbitant privilege” (Valery Giscard d’Estaing): The dollar is the largest international reserve currency.**
  - Most trade transactions are quoted in dollars, e.g., oil.
  - With some exceptions, foreigners borrow in dollars. E.g., Yankee bonds



NATIONAL ECONOMIC  
EDUCATION DELEGATION

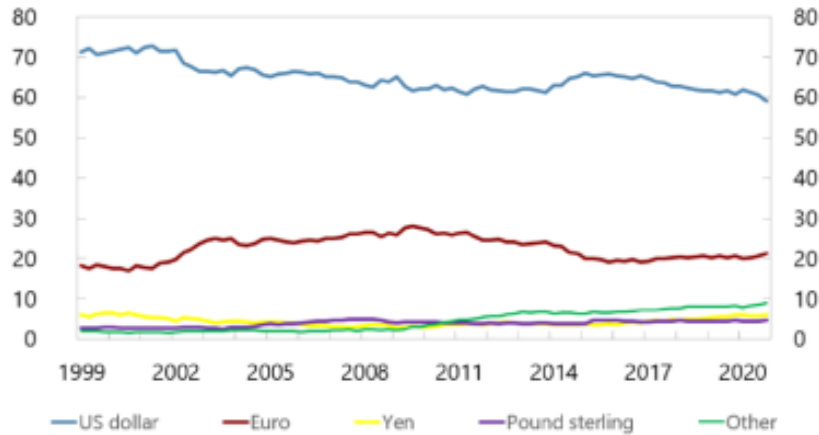
32

32



## Demand for Dollars by Central Banks

(currency composition of global foreign exchange reserves, percent)



NATIONAL ECONOMIC  
EDUCATION DELEGATION

Source IMF Currency Composition of Official Exchange Reserves

33

33

## CBO on the Costs of “High and Rising Debt”

1. The interest expense portion of the deficit will rise, including payments to foreigners.
2. Crowding out of private investment.
3. “The likelihood of a fiscal crisis in the United States would increase.”
4. Slow erosion of confidence in the U.S. dollar as an international reserve currency leading to higher interest rates.
5. Policymaker constraint in using deficit-financed fiscal policy to respond to unforeseen events.

CBO, “Budget and Economic Outlook: 2022-2032,” May 2022, pp15-16.



NATIONAL ECONOMIC  
EDUCATION DELEGATION

34

34

# What would a Fiscal Crisis Look Like?

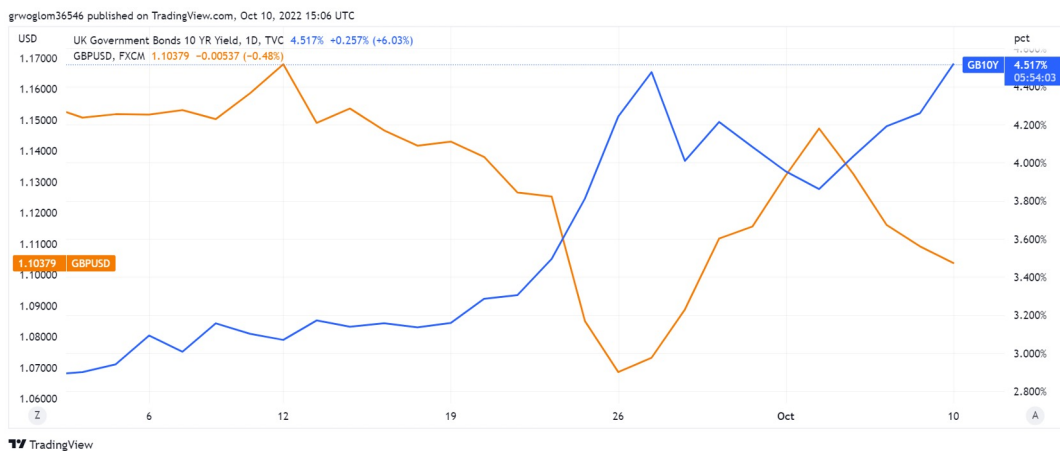
Foreigners lose confidence in the dollar and sell Treasuries in exchange for assets denominated in their own currency,

1. Sale of Treasuries raises interest rates, worsening our fiscal outlook.
2. Trading of Foreign for US assets lowers US exchange rate.
  - a. Raising the price of imports thereby increasing inflation.
  - b. Lowering the foreign currency returns on all US assets, exacerbating 1.

## Could the Fed Bail us Out?

1. It could buy Treasuries and prevent the rise in interest rates.
2. Insufficient foreign assets to prevent the fall in the exchange rate,

# Fiscal Crisis Preview: UK & Liz Truss



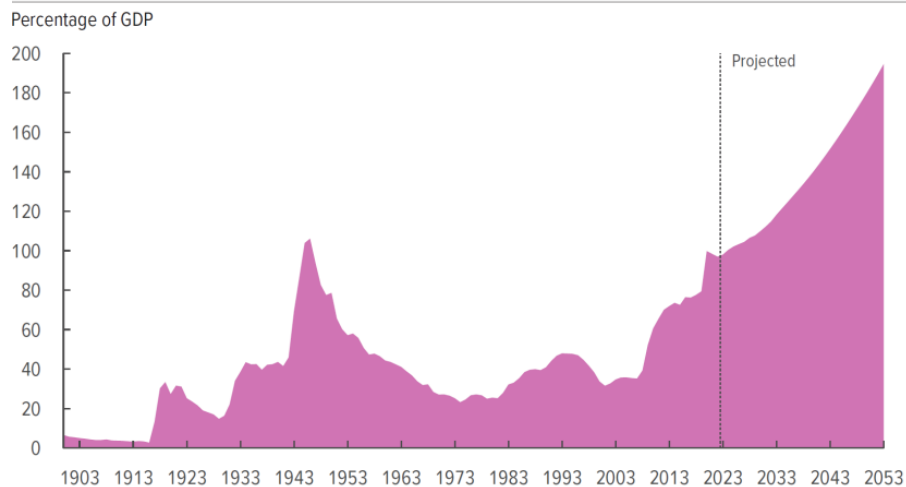
## Bottom Line: We Need to Worry about the Debt

1. Interest rates may not stay this low forever. In fact, economist don't really know why they have fallen to such low levels over the past 20 years
2. A fiscal crisis should be avoided at all costs.
3. The good news is we may be able to stabilize the relative debt without a running a surplus.

37

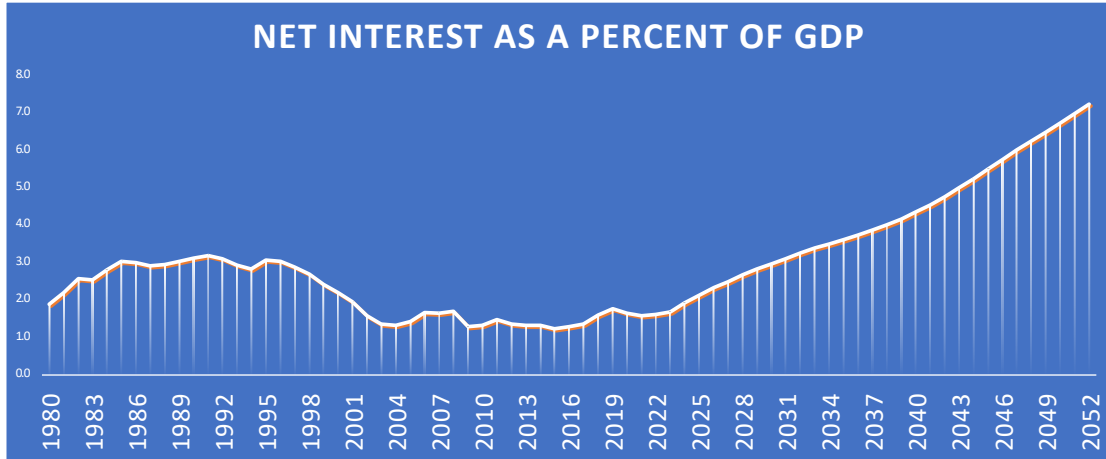
## But is this Problem Impossible?

Federal Debt Held by the Public, 1900 to 2053



38

# CBO Baseline Projection



NATIONAL ECONOMIC EDUCATION DELEGATION

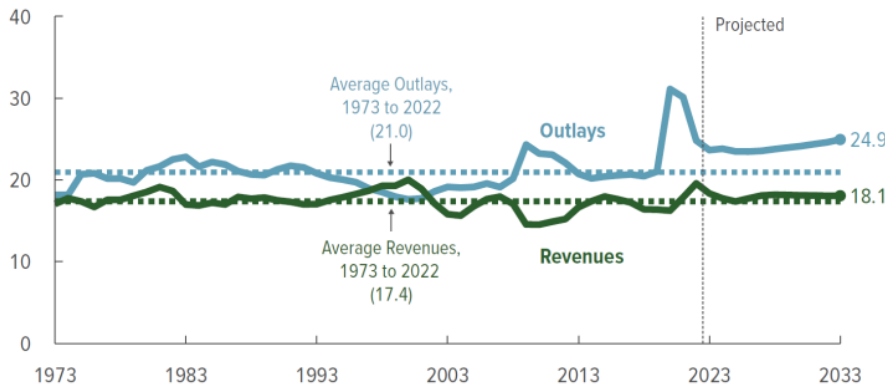
CBO, "Budget and Economic Outlook: 2022-2032," May 2022

39

39

# The Blueprint for a Crisis?

Total Outlays and Revenues  
Percentage of Gross Domestic Product



But, these are "projections," not forecasts!

NATIONAL ECONOMIC EDUCATION DELEGATION

CBO, "Budget and Economic Outlook: 2023-2033," Feb 2023

40

40

## Citizen's Guide to "Budget Reconciliation."

- Procedure successfully used 22 times since 1974 to avoid a Senate filibuster.
- Reconciliation can be used for changing taxes and spending (not Social Security) subject to the Byrd Rule.
- Byrd rule:
  1. No extraneous provisions.
  2. No increase in the deficit after 10 year window.
- Reconciliation games played by both parties:
  1. BBB.
  2. Trump Tax Cut



41

## Reconciliation and CBO Projections

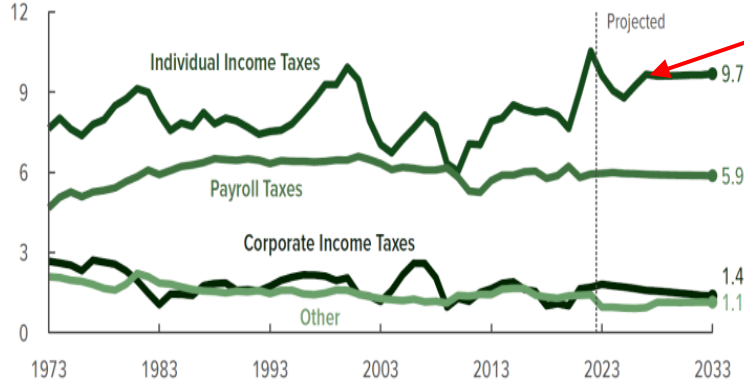
- For the CBO to be effective it must be perceived to be (and must be) nonpartisan.
- Therefore, CBO "baseline" projections and legislative scoring must not try to predict changes in legislation.
- Instead, CBO must analyze the data based on the current law as written.
- CBO is allowed to provide analyses of policy options.



42

## Example: Trump Tax Cut

**Revenues, by Category**  
Percentage of Gross Domestic Product



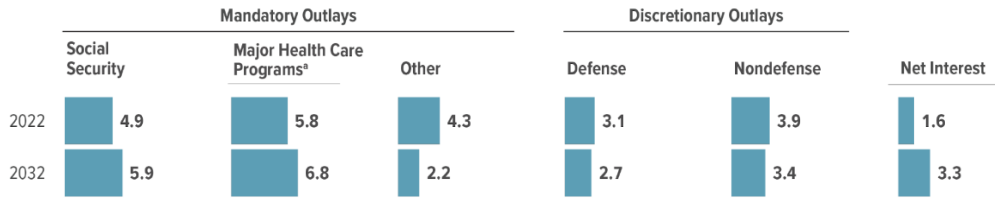
Why do Income Taxes go up in 2025?

43

## Outlays based on Current Law

### The Components of Outlays

Percentage of Gross Domestic Product



44

## Unfortunately, The Required Changes are Big!

### • To Stabilize the relative debt at the current level of 100% of GDP:

1. Deficit in 2025 needs to go from projected 4.7 % of GDP to 2.9% and be maintained at the 2.9% level.
2. This amounts to over \$500 billion *per year*.



NATIONAL ECONOMIC  
EDUCATION DELEGATION

CBO, "2020 Long-Term Budget Outlook, " Sep 2022

45

45

## Any of these Options Sound Good?

### Options to Reduce the Federal Deficit

Pick 10!

CBO will publish a new volume of budget options at the end of this year.

Among the options that CBO has previously examined, 13 would have reduced the deficit by at least \$500 billion over the next 10 years:

- Reduce the Department of Defense's Budget
- Increase Individual Income Tax Rates
- Impose a 5 Percent Value-Added Tax
- Eliminate Itemized Tax Deductions
- Impose a Tax on Greenhouse Gas Emissions
- Impose a Tax on Financial Transactions
- Increase Excise Taxes on Motor Fuels and Index for Inflation
- Increase the Maximum Taxable Earnings for the Social Security Payroll Tax
- Increase the Payroll Tax Rate for Social Security
- Increase the Payroll Tax Rate for Medicare Hospital Insurance
- Establish Caps on Federal Spending for Medicaid
- Reduce Federal Medicaid Matching Rates
- Reduce Tax Subsidies for Employment-Based Health Insurance



NATIONAL ECONOMIC  
EDUCATION DELEGATION

46

46

## The Wit and Wisdom of Herb Stein



If something cannot go on for ever,

— *Herbert Stein* —

AZ QUOTES

## Your Turn

<https://needecon.org/>

[grwoglom@amherst.edu](mailto:grwoglom@amherst.edu)

Contact NEED: [Info@NEEDelegation.org](mailto:Info@NEEDelegation.org)

Submit a testimonial:  
[www.NEEDelegation.org/testimonials.php](http://www.NEEDelegation.org/testimonials.php)

Support NEED: [www.NEEDelegation.org/donate.php](http://www.NEEDelegation.org/donate.php)