




# The US Federal Debt

Brian Peterson  
Vice President for Academic Affairs  
Professor of Business and Accountancy  
LaGrange College  
LaGrange, Georgia



 NATIONAL ECONOMIC  
EDUCATION DELEGATION


---

1

1

## National Economic Education Delegation

- **Vision**
  - Someday, the public discussion of policy issues will be grounded in an accurate perception of the underlying economic principles and data.
- **Mission**
  - NEED unites the skills and knowledge of a vast network of professional economists to promote understanding of the economics of policy issues in the United States.
- **NEED Presentations**
  - Are **nonpartisan** and intended to reflect the consensus of the economics profession.

 NATIONAL ECONOMIC  
EDUCATION DELEGATION

---

2

2

## Who Are We?

- **Honorary Board: 48 members**

- 2 Fed chairs: Janet Yellen, Ben Bernanke
- 6 chairs of the Council of Economic Advisers
  - o Furman (D), Rosen (R), Bernanke (R), Yellen (D), Tyson (D), Goolsbee (D)
- 3 Nobel Prize-winners
  - o Akerlof, Smith, Maskin

- **Delegates: 650+ members**

- At all levels of academia and government service
- All have a PhD in economics
- Crowdsource slide decks
- Give presentations

- **Global Partners: 45 PhD Economists**

- Aid in slide deck development

3

## Credits and Disclaimer

- **This slide deck was created by:**

- Jon Haveman, Executive Director, NEED
- Geoffrey Woglom, Amherst College, Emeritus

- **Disclaimer**

- NEED presentations are designed to be nonpartisan.
- It is, however, inevitable that presenters will be asked for and offer their own views.
- Such views are those of the presenters and not necessarily those of the National Economic Education Delegation (NEED).

4

## Course Outline

- **Contemporary Economic Policy**

- Week 1 (8/23): Climate Change Economics (Sarah Jacobson, Williams College)
- Week 2 (8/30): Economics of Immigration (Jennifer Alix-Garcia, Oregon St. Univ.)
- Week 3 (9/6): Economic Inequality (Kelley Cullen, E. Washington University)
- **Week 4 (9/13): Federal Debt (Brian Peterson, LaGrange College)**



5

## Submitting Questions

- **Please submit questions of clarification in the chat.**
  - I will try to handle them as they come up.
- **We will do a verbal Q&A once the material has been presented.**
- **OLLI allowing, we can stay beyond the end of class to have further discussion.**
- **Slides will be available from the NEED website tomorrow ([https://needelegation.org/delivered\\_presentations.php](https://needelegation.org/delivered_presentations.php))**



6



# The US Federal Debt

Brian Peterson  
LaGrange College



 NATIONAL ECONOMIC EDUCATION DELEGATION

7


7

## What Does the US Govt. Budget Look Like?

### 2019 Budget Summary (in billions)

Revenue		Outlays	
Income Taxes	\$1,718	Mandatory	\$2,735
Payroll Taxes	\$1,243	Discretionary	\$1,336
Corporate Taxes	\$230	Interest	\$376
Other	\$271		
<b>Total</b>	<b>\$3,462</b>	<b>Total</b>	<b>\$4,447</b>

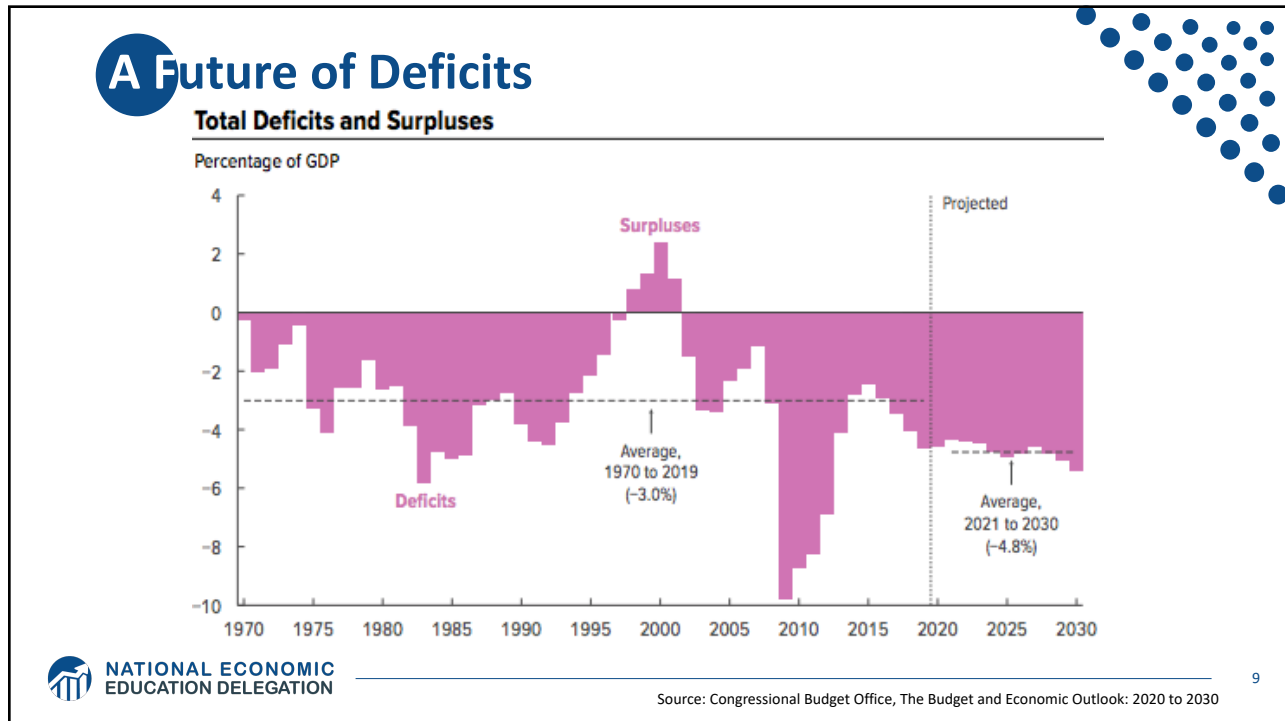
**Budget Deficit \$984 Billion**

 NATIONAL ECONOMIC EDUCATION DELEGATION

Source: Congressional Budget Office, The Budget and Economic Outlook: 2020 to 2030

8

8



9

## Of Debt, Deficits, and Surpluses

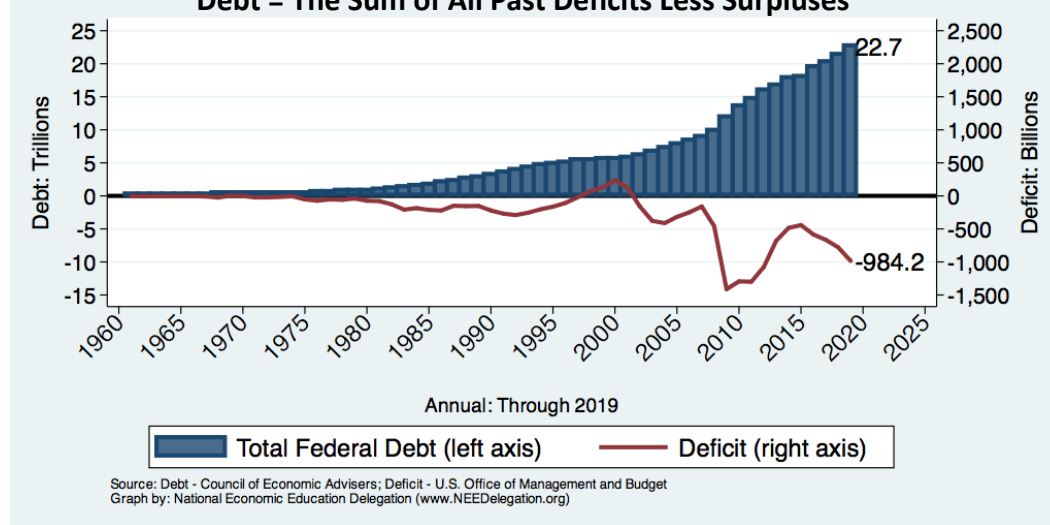
- **FLOW**
  - **Deficit:** The excess of outlays over revenues in a year.
  - **Surplus:** The excess of revenues over outlays in a year.
  
- **STOCK**
  - **Debt:** The accumulation of debt over time.
    - The sum of all past deficits and surpluses.

**NATIONAL ECONOMIC EDUCATION DELEGATION**

10

## Debt vs. Deficit

Debt = The Sum of All Past Deficits Less Surpluses



NATIONAL ECONOMIC  
EDUCATION DELEGATION

11

11

## How Does the US Government Borrow?

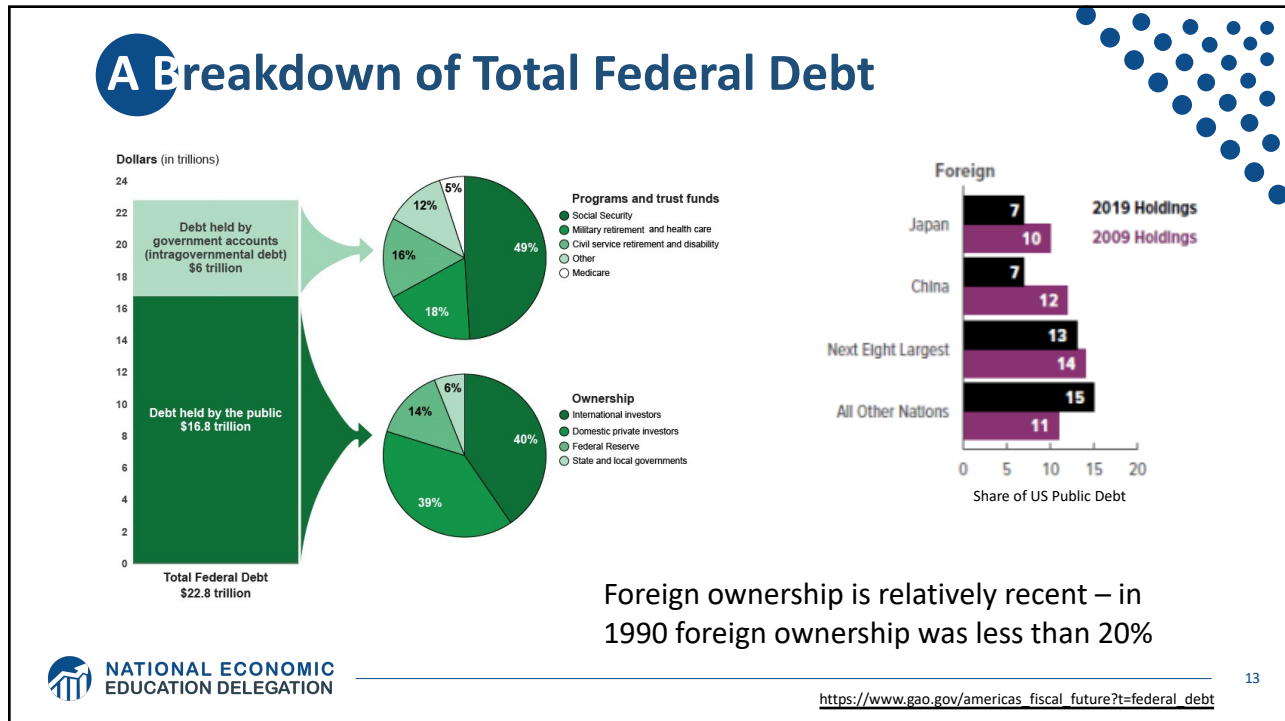
- **It issues debt.**
  - Treasury marketable securities:
    - Treasury bills, notes, and bonds
    - TIPS: Treasury inflation-protected securities
    - Savings bonds
- **Who buys the debt?**
  - Other federal agencies
  - Individuals and businesses
  - State and local governments
  - Foreign government and individuals
  - Federal Reserve



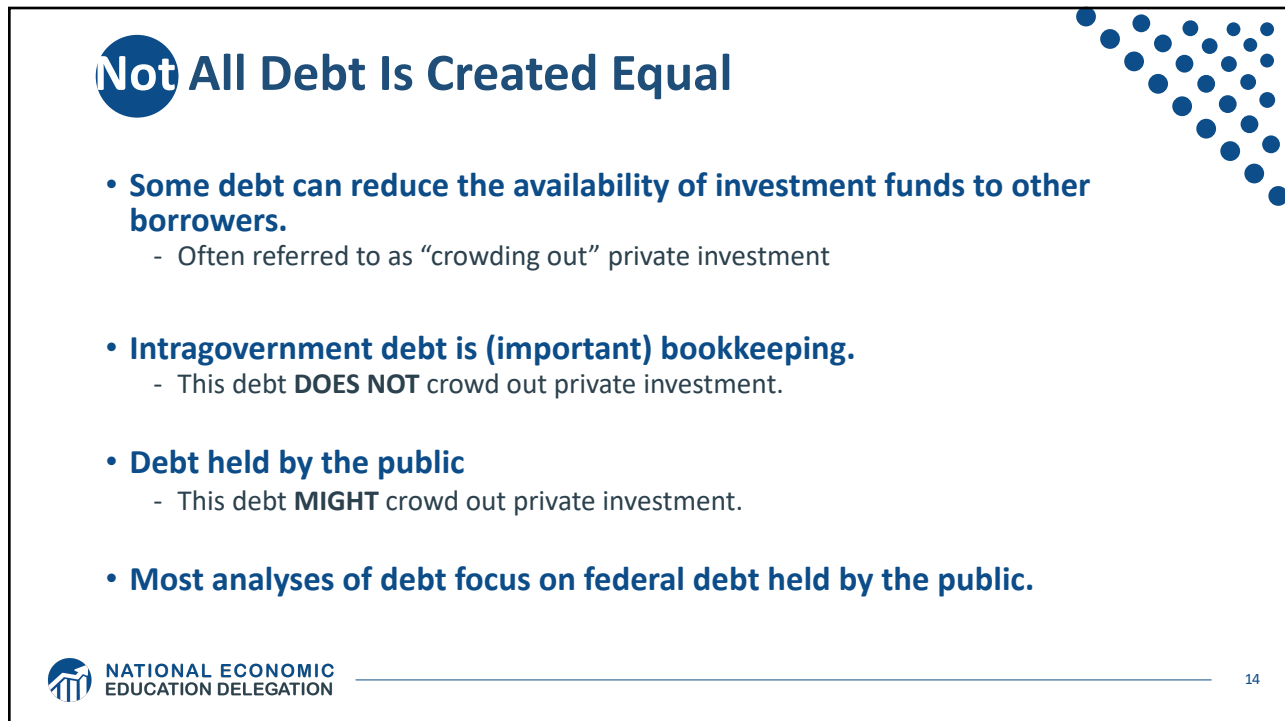
NATIONAL ECONOMIC  
EDUCATION DELEGATION

12

12

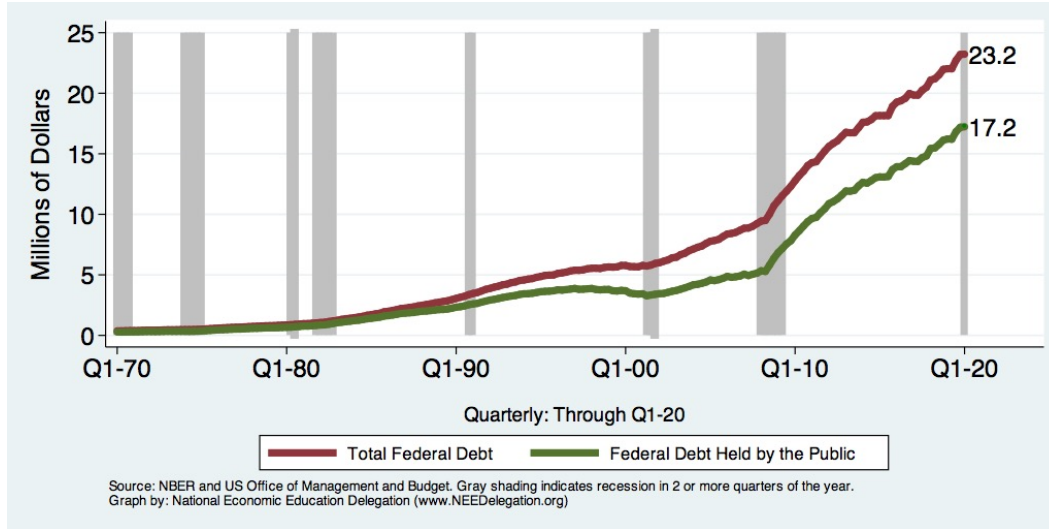


13



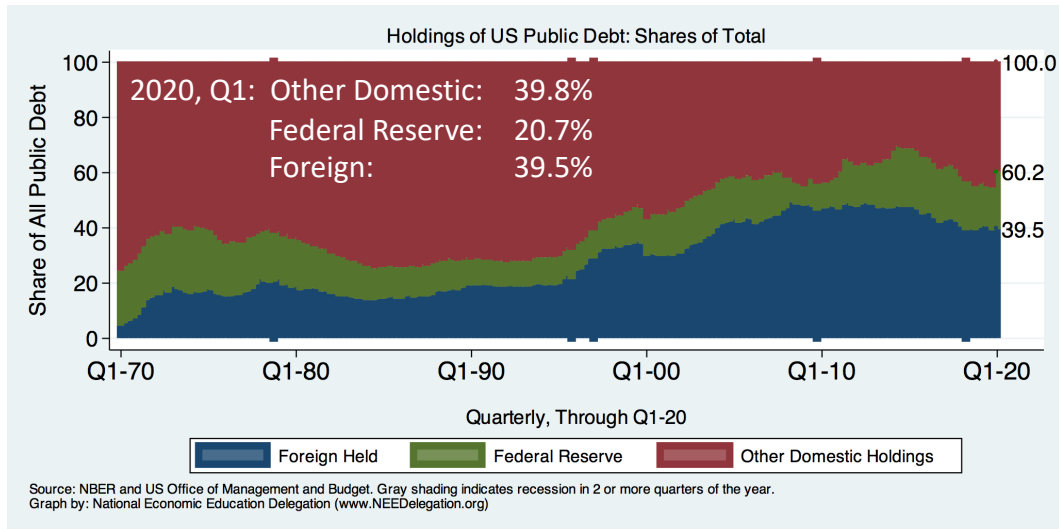
14

## Two Measures of the Debt



15

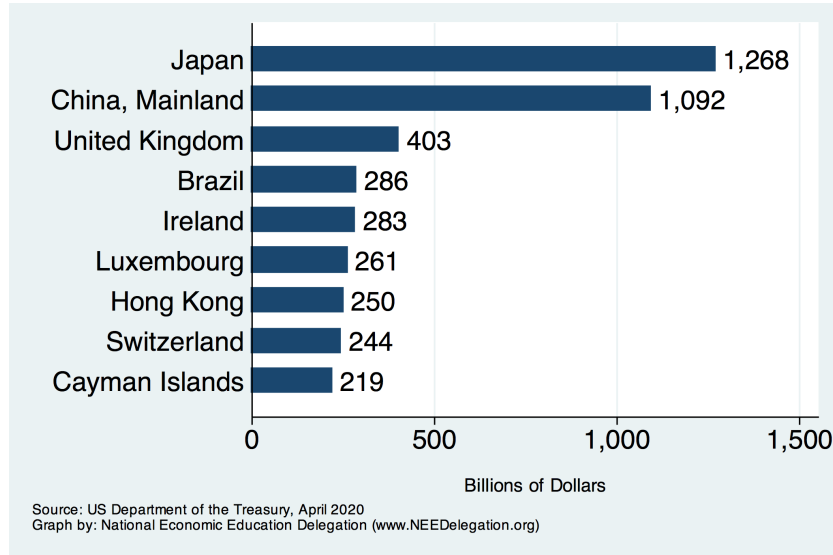
## Trends in US Debt Over Time



16

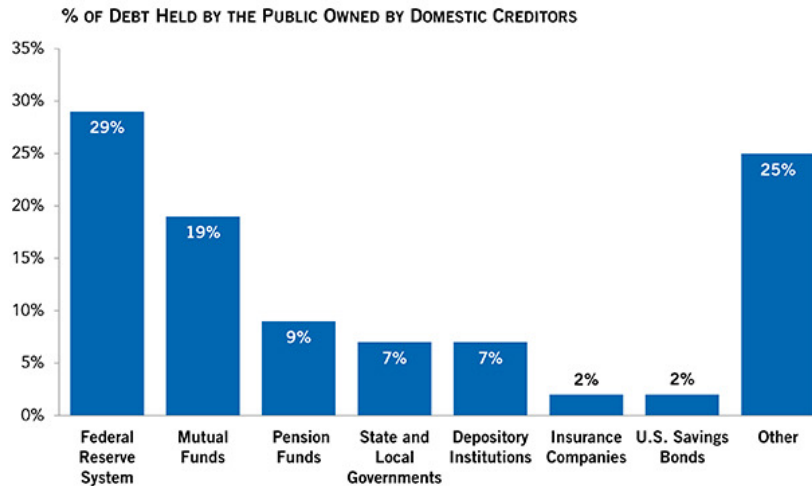


# Who Holds Debt to Foreigners



17

**PETER G. PETERSON FOUNDATION** The Federal Reserve owns almost one-third of domestically held debt




SOURCE: U.S. Department of the Treasury, *Treasury Bulletin*, December 2018. Compiled by PGPF.  
© 2018 Peter G. Peterson Foundation

18

# CBO: Budget Analysts in Chief

- The Congressional Budget Office was founded in 1974 to provide Congress with information about the budgetary implications of legislation.
- Two kinds of reports
  - Cost Estimates: HR 6036 VA Family Leave Act of 2020
  - Projections of Debt and Deficits: The Budget and Economic Outlook, 2020 to 2030




19

19

# The All-Important *Relative Debt*

- CBO analyzes the debt *relative* to GDP because:
  - To the extent that debt and deficits have burdens, these burdens depend on the size of the debt *relative* to the size of the economy.

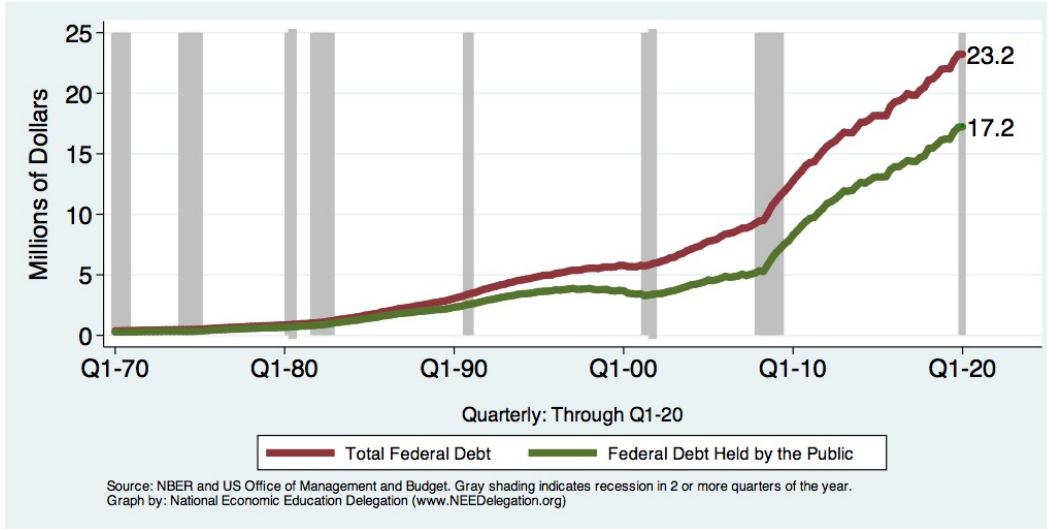
	Total Public Debt	Relative Debt Debt/GDP
United States	\$17.0 Trillion	80%
Greece	\$0.4 Trillion	176%



20

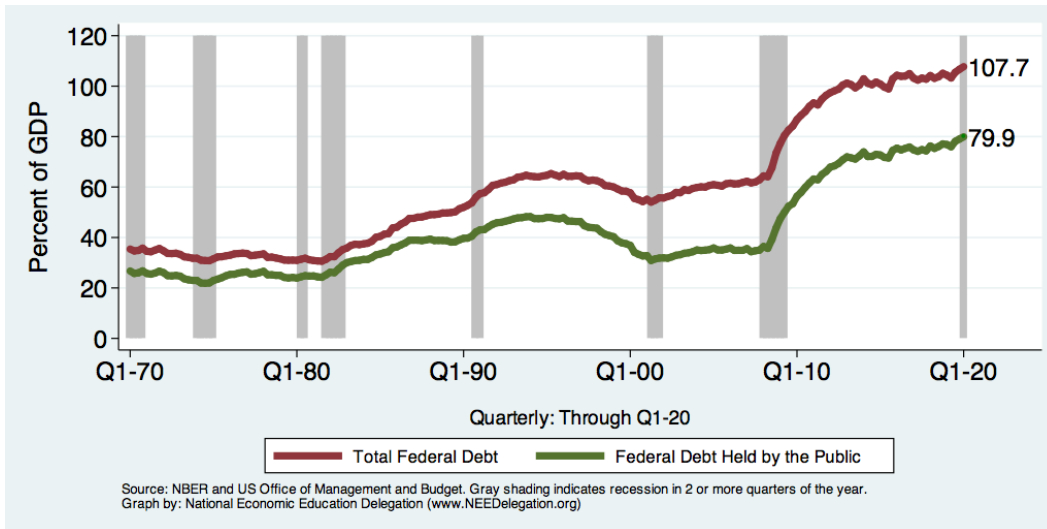
20

## Two Measures of the Debt



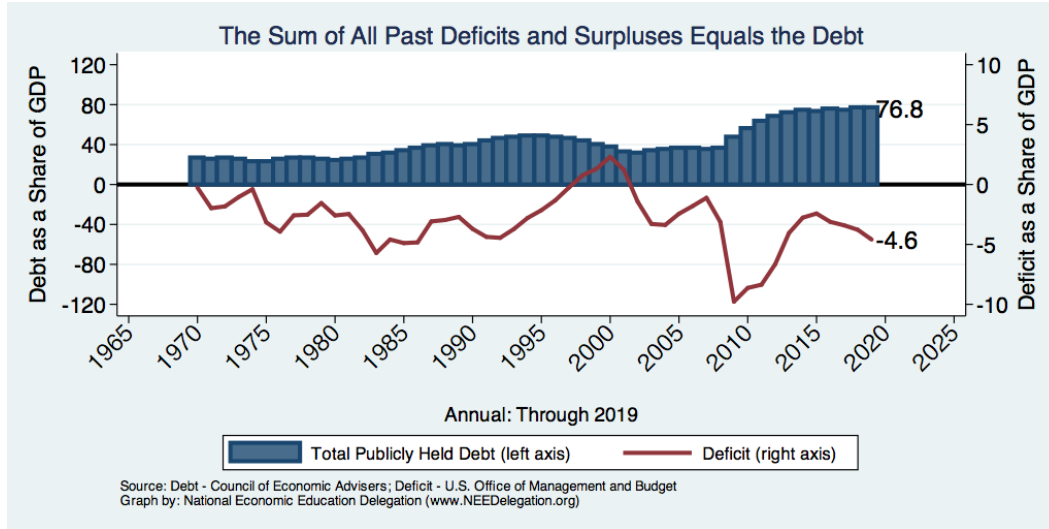
21

## Two Measures of *Relative* Debt



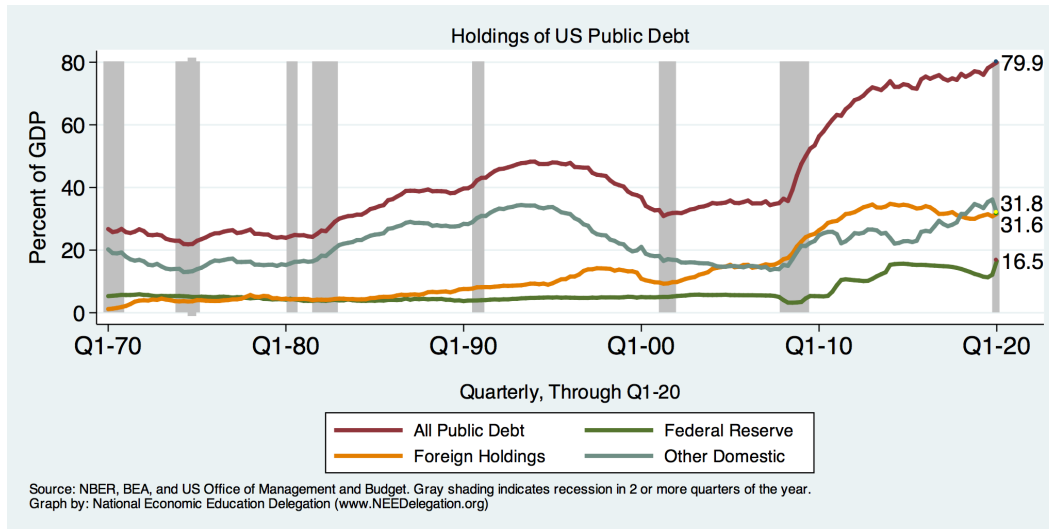
22

## Relative Debt and Deficit



23

## Summary: Who Holds US Public Debt?



24

## Key Points About US Relative Debt



1. Prior to 1983, relative debt rose purposefully (wars and recessions) and then fell.
2. Relative debt peaked during World War II, followed by a long decline.
3. Relative debt has been and is expected to rise for the next 30 years w/o a strategic purpose.

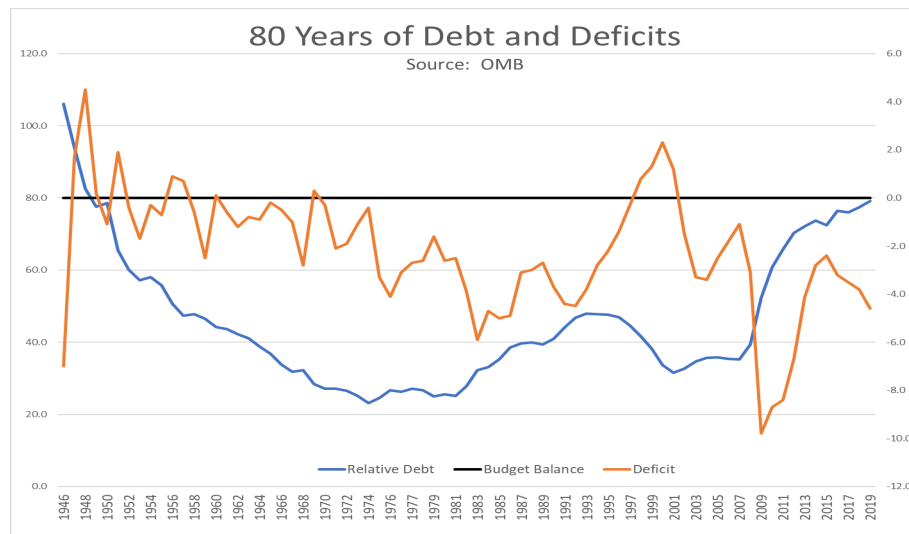


NATIONAL ECONOMIC  
EDUCATION DELEGATION

25

25

## The Post-WWII Fall in Relative Debt



NATIONAL ECONOMIC  
EDUCATION DELEGATION

26

26

## Debt Dynamics

- **Surprising (?) Facts**

- From 1945 to 1979, relative debt fell from 100% of GDP to 25% of GDP.
- During this period, the federal budget was in surplus only once, in 1969.

- **Relative debt is a fraction: Debt/GDP; fractions fall if:**

- The *numerator* falls (budget surplus)
- The *denominator* rises (nominal GDP growth)
- The *denominator* **grows** faster than the *numerator*



27

## Two Measures of the Deficit

- **(1) Primary deficit = current programmatic outlays – revenues**

- **(2) Total deficit = primary deficit + interest**

- **Interest on the debt is**

- The part of the total deficit that is due to past deficits.

- **This distinction becomes important for understanding:**

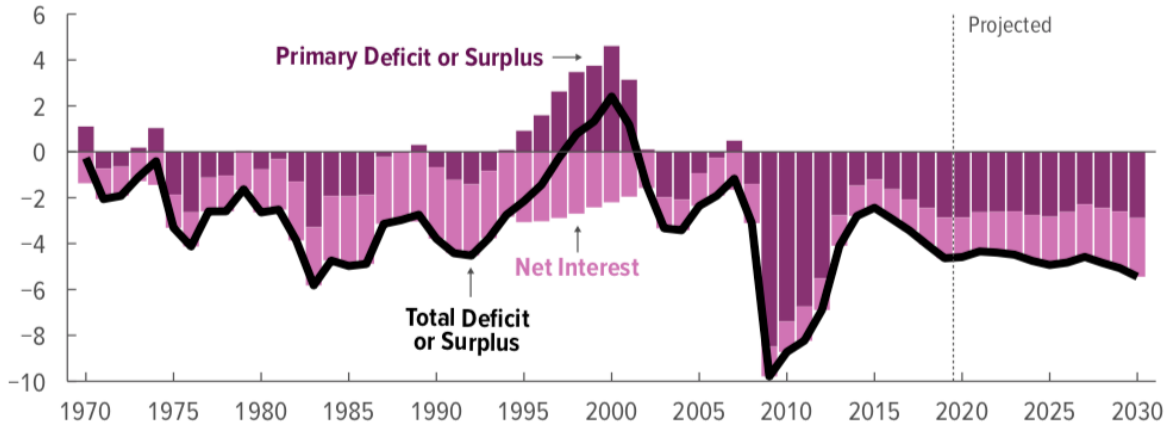
- The future course of relative debt.
- The costs borne by future generations because of the debt.



28

## Rising Debt Levels Due to a Future of Deficits

Percentage of Gross Domestic Product



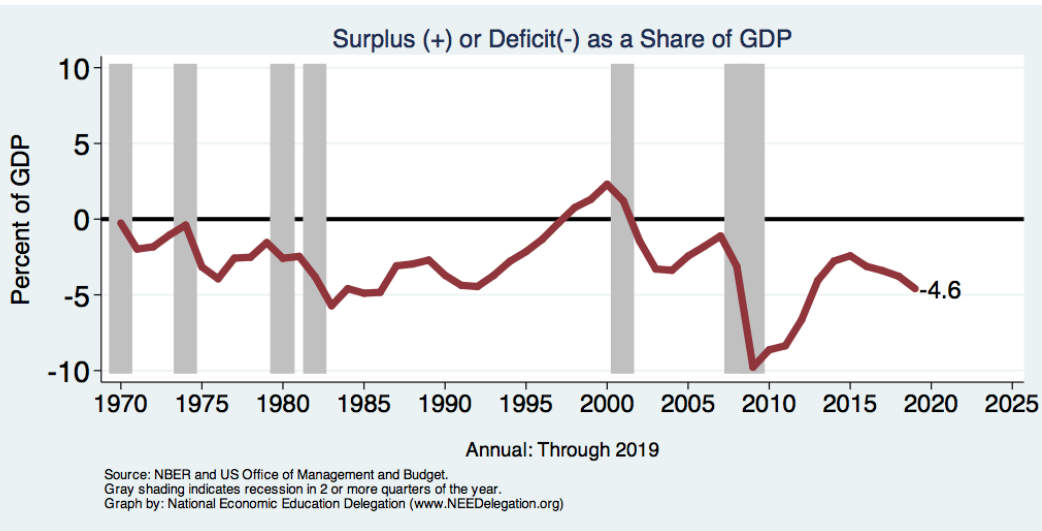
This graph was done before Covid-19

Source: Congressional Budget Office, The Budget and Economic Outlook: 2020 to 2030

29

29

## Deficits and Recessions



Source: NBER and US Office of Management and Budget.  
 Gray shading indicates recession in 2 or more quarters of the year.  
 Graph by: National Economic Education Delegation ([www.NEEDelegation.org](http://www.NEEDelegation.org))



30

30

# How to Think About the Debt



31

## Perspectives on Increased Debt

- **Government borrowing crowds out private capital and investments.**
  - Weakened by the ability to borrow from other countries.
- **Does debt impose a burden on future generations?**
  - Does it inevitably have to be paid off?
- **In time, debt service might crowd out other government spending.**
  - Diminishing policy priorities in the budget.
- **Is it reasonable to borrow at low interest rates for investment?**
  - For example, for infrastructure.



32



# Not All Borrowing Is Bad!

- **Two good reasons to borrow:**

1. During a temporary crisis
  1. Recession
  2. War
  3. Pandemic
2. Productive public investment
  1. Infrastructure
  2. Education

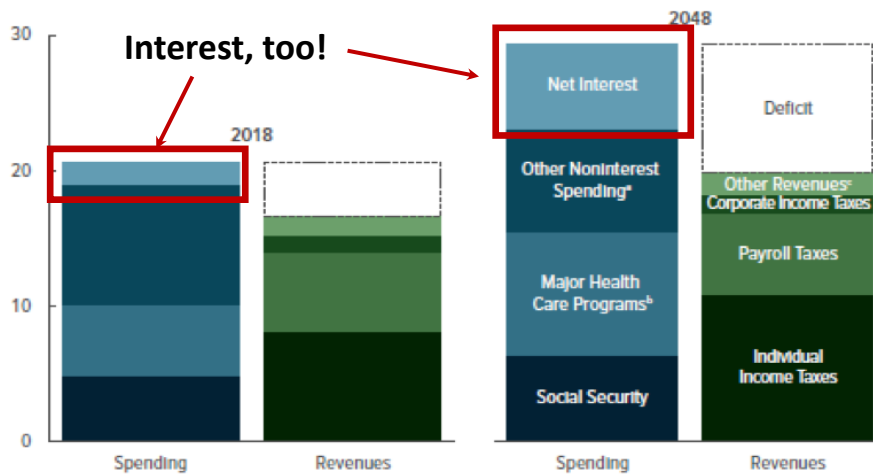


- **These deficits did and do not permanently increase relative debt.**

- Great Depression, WWII
- Public investment expands GDP and tax revenue

# Spending to Grow Much Faster Than Revenue

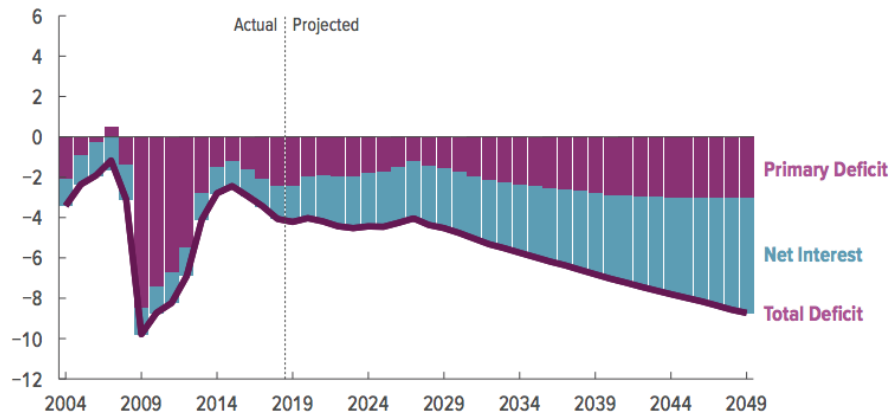
Percentage of Gross Domestic Product



Source: Congressional Budget Office.

## Interest Will Grow as a Share of the Deficit

Percentage of Gross Domestic Product



Deficits grow from 4.2 percent of GDP in 2019 to 8.7 percent in 2049, driving up debt. Net spending for interest on debt accounts for most of the growth in total deficits.

35

## Is The Debt a Problem Today? (Pre-COVID 19)

- Currently borrow about \$100 billion each month with little difficulty.
- Very little evidence of "crowding out."
- Interest rates are very low, less than 1% on 10-year notes.

36

## So, Why Worry About it?

### • If debt become too high:

- Investors might start questioning the creditworthiness of the US government.
  - o Problem: Nobody knows how high is too high.
- It becomes more difficult to borrow in times of crisis.
  - o War, severe recession
  - o “Fiscal space”
    - Impossible to measure how much we have.
    - Clearly, we have less now than in 2007.
- Could start to crowd out investment by consumers and businesses.
  - o Not currently a problem. No idea if/when it might become one.
- Could be inflationary.

38

## So, Why Worry About It?

### • If debt continues to grow:

- Interest payments will grow with it.
  - o 8% of spending in 2018.
  - o 22% of spending in 2048.
  - o Less room for using the budget for policy priorities.
  - o 40% of payments go to other countries.
- The longer we wait to address it, the harder and more disruptive addressing it will be.
- Interest rates might increase.



39

## Growth in Relative Debt

- **Remember:**

- the denominator of relative debt is GDP
- the numerator is debt

- **The denominator grows at the rate of growth of GDP.**

- **The numerator grows with:**

- the *interest rate* on the debt plus (or minus)
- the effect of the primary deficit (surplus)

- **Notes:**

- relative debt can fall, even with chronic deficits, if they cause the debt to grow more slowly than GDP.
- Relative debt can rise with a surplus if interest rates increase enough.



40

## Economists' Views on the Debt Evolve



41

## Traditional View: A Non-Issue

- **The analogy between household and government debt is inaccurate.**

- The government does not have to pay back the debt.
  - Retirees cash in maturing bonds, which are financed with new bond issues sold to younger people.
  - Interest on the debt is essentially paid by the young to their parents.
    - When the young are old, their young will do the same for them.



42

## Reagan's Experiment in Supply-Side Economics

- **Tax cuts were supposed to be “investments.”**

- Lower marginal tax rates, and people will work more/harder and save.
- Higher GDP will raise tax revenue to pay for the deficit.

- **Sadly, in 1981-89, debt rises from 25% to 40%.**

- For the first time, relative debt rises during a nonrecessionary peacetime.
- Reignites concern about debt and deficits.

- **Failed experiment?**



43

## Traditional View: Four True Costs

- **Crowding out:**
  - The Treasury's borrowing needs compete with private borrowers, so debt and deficits raise interest rates.
- **Higher interest rates lead to foreign capital inflows or foreign borrowing.**
  - With foreign borrowing, some of the interest on the debt goes to foreign countries.
- **Larger primary surpluses are needed to stabilize the relative debt.**
  - The larger the relative debt, the bigger the needed primary surplus.
  - Thus higher taxes or programmatic outlays must be reduced.
- **Government bias toward higher inflation**
  - GDP grows if either prices rise or real output rises.

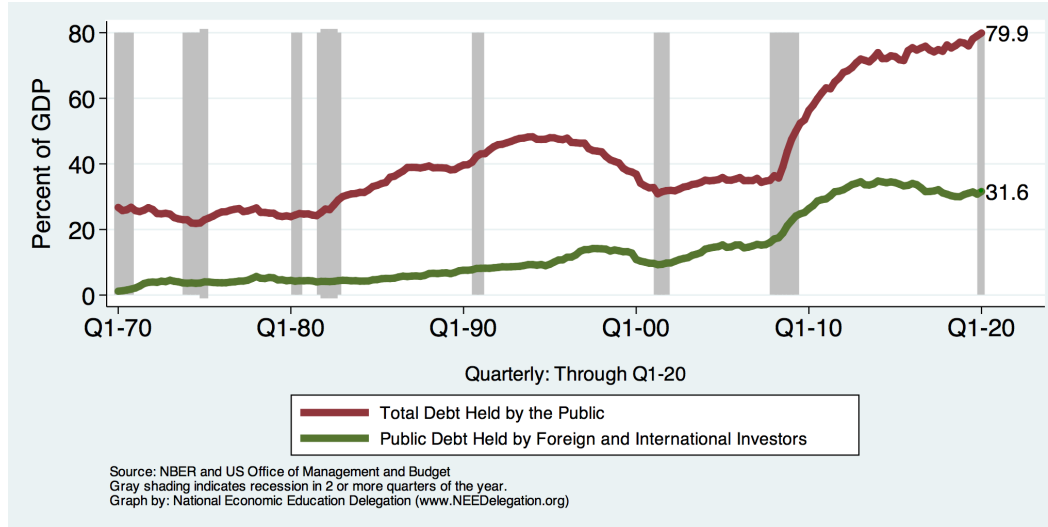


## Traditional View: Cost 1

- **Rising debt reduces investment.**
  - Deficits and debt raise aggregate demand.
    - Direct government spending.
    - Lower taxes lead households to spend more.
  - To offset this increase in demand, the Fed has to raise interest rates, reducing investment and future GDP.
  - By causing interest rates to rise:
    - debt and deficits *"crowd out" investment.*



## The International Appetite for US Treasuries



NATIONAL ECONOMIC  
EDUCATION DELEGATION

46

46

## 2005: The International Dimension to Debt

- **Interest on foreign-held debt reduces US residents' welfare.**
  - Interest payments go to other countries.
- **When the Fed raises interest rates, the exchange rate of the dollar rises, causing:**
  1. Increases in the trade deficit
  2. Foreign borrowing.
- **Sharp increases in interest rates and the cost of imports raises the possibility of a fiscal crisis or a "run on the dollar."**



NATIONAL ECONOMIC  
EDUCATION DELEGATION

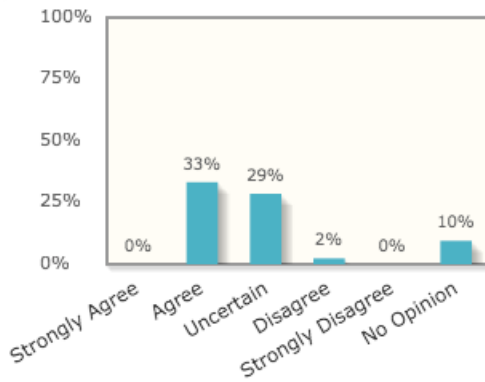
47

47

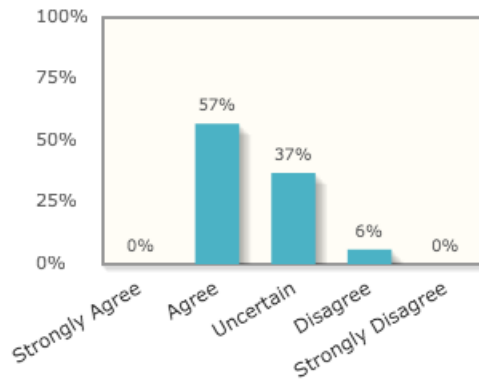
# General Agreement Among Economists

If the US reduced its fiscal deficit, then its trade deficit would also shrink.

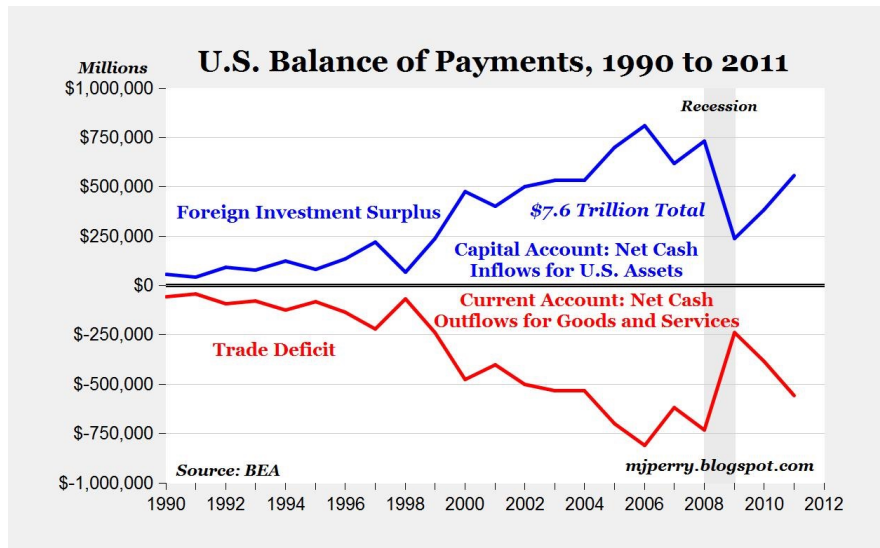
**Responses**



**Responses weighted by each expert's confidence**

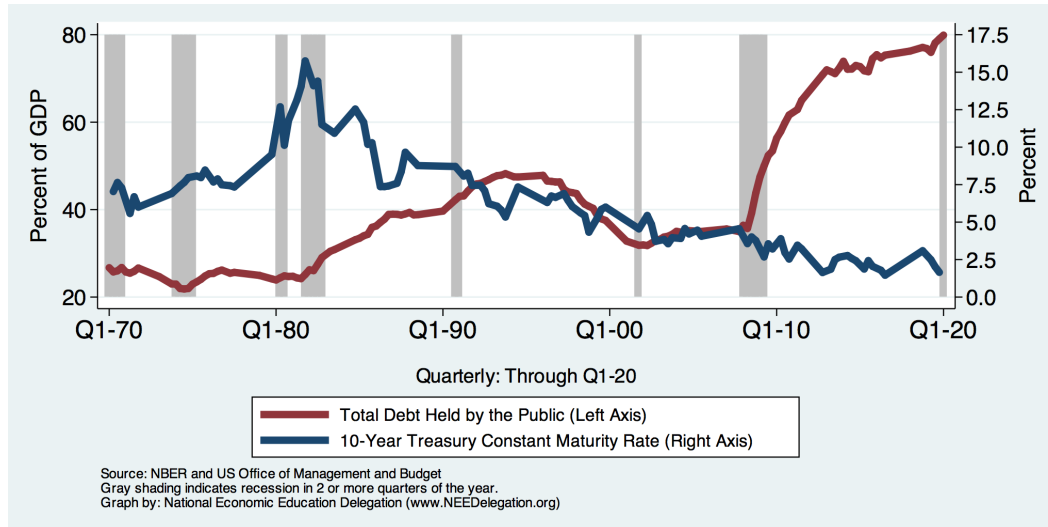


# Trade and Investment Flows Balance Out





## Costs 1–2: The Dog That Didn't Bark



50

## Traditional View: Cost 3

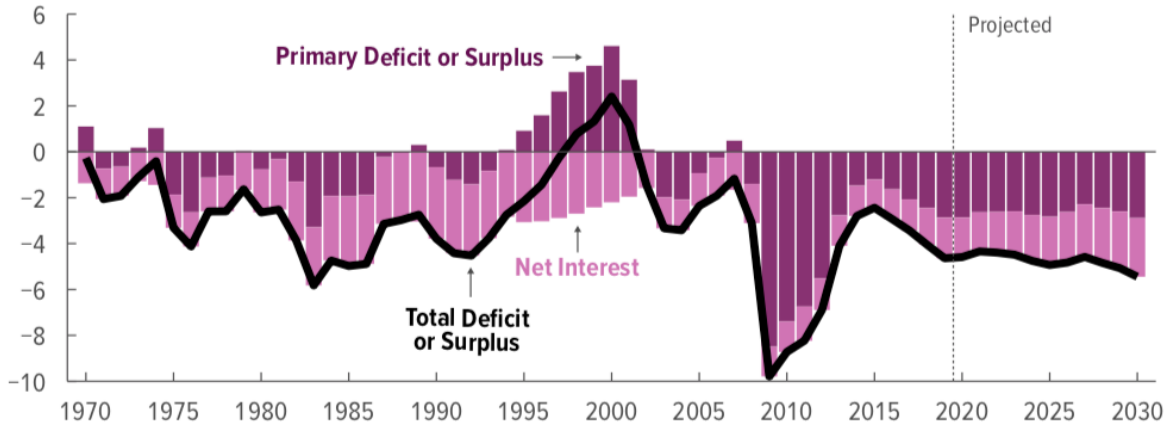
- **Rising debt reduces budgetary options.**

- More debt means higher interest costs.
- Therefore, greater relative debt:
  - o requires a bigger primary surplus to stabilize the relative debt.
- Larger primary surplus means either higher tax rates or less government spending:
  - o "crowding out" of outlays and/or tax cuts.

51

### Cost 3: No Primary Surplus Since 2007!

Percentage of Gross Domestic Product



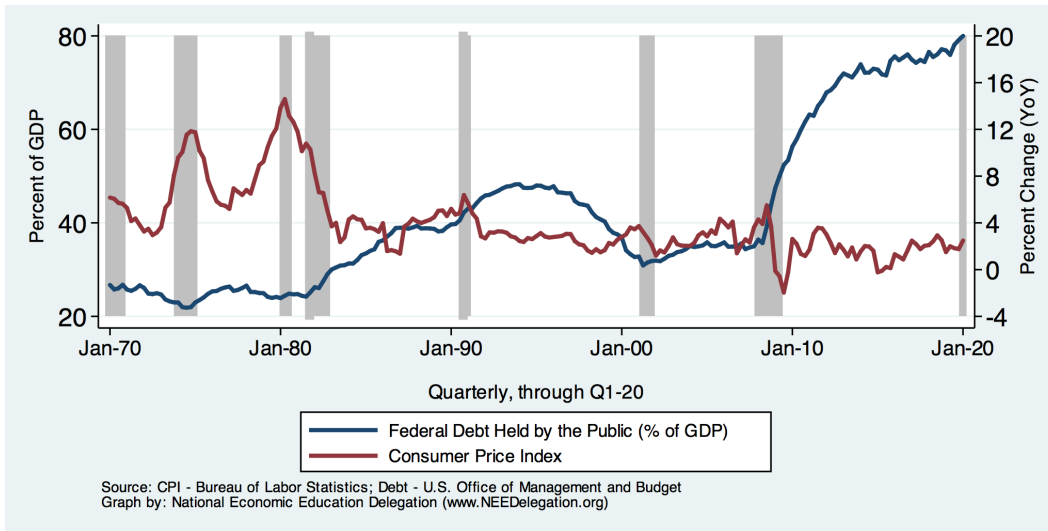
This graph was done before Covid-19

Source: Congressional Budget Office, The Budget and Economic Outlook: 2020 to 2030

52

52

### Cost 4: Anybody See Any Inflation?



Source: CPI - Bureau of Labor Statistics; Debt - U.S. Office of Management and Budget  
Graph by: National Economic Education Delegation (www.NEEDelegation.org)



53

53

## What the Traditional View Got Wrong

- Stabilizing relative debt, debt/GDP, requires that the growth rate in debt equal the growth rate of GDP.
- The growth rate in debt has two parts:
  1. The growth rate in interest on the debt, or just the interest rate.
  2. A contribution due to the primary surplus (–) or deficit (+).
- The traditional view assumes that the interest rate on debt is greater than the growth rate of GDP
  - So, 2 must be negative to offset excess of 1.
  - i.e., debt stabilization requires a primary surplus.



58

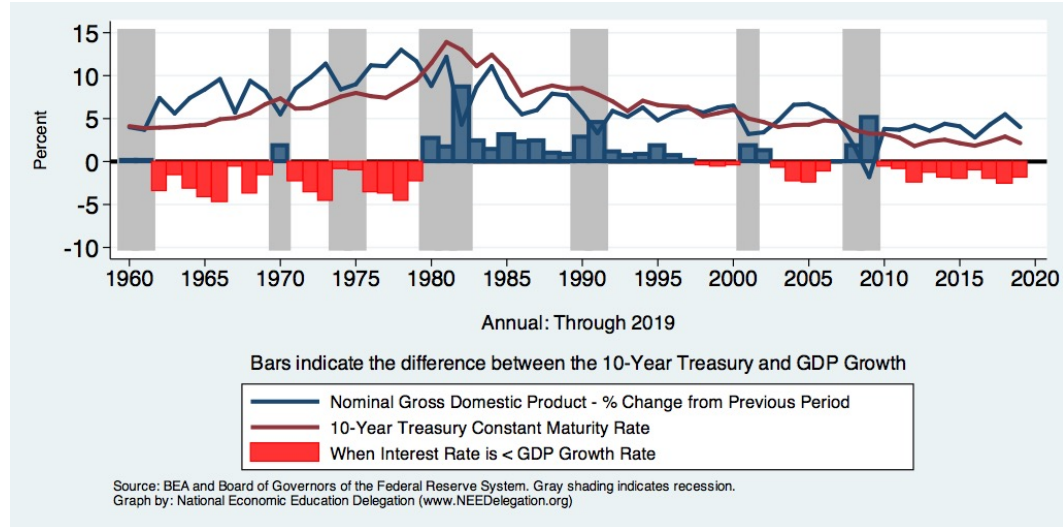
## An Almost Free Lunch

- If the interest rate is *less* than the growth rate of GDP, then the contribution from the primary budget can be positive, or
- Debt to GDP can be stabilized with a (small) primary *deficit*.



59

## Evidence?



NATIONAL ECONOMIC  
EDUCATION DELEGATION

60

60

## The Key: Stabilization of Relative Debt

- **Stabilization of relative debt might forestall the consequences of chronic deficits.**
- **Problem: The US federal debt is in no way stable.**
- **W/o stability, interest rates might rise, causing crowding out of:**
  - policy priorities
  - domestic investment
- **Budget surpluses are not necessary, but budget control is.**



NATIONAL ECONOMIC  
EDUCATION DELEGATION

62

62

## A New and Possibly Catastrophic Cost

- International investors can still lose if the exchange rate of the dollar falls.
- Remember, foreign holdings of public debt are 40 percent of the total.

63

## Why Do Foreign Investors Buy US Treasuries?

- Market for Treasuries is the deepest, most liquid capital market in the world.
- The US economy has a history of political and economic stability.
- We enjoy “an exorbitant privilege” (French President Valéry Giscard d’Estaing): The dollar is the largest international reserve currency.
  - Most trade transactions are quoted in dollars, e.g., oil.
  - With some exceptions, foreigners borrow in dollars, e.g., Yankee bonds

64

## Fiscal Crisis, or a Run on the Dollar

- **With an exploding relative debt, what happens if foreigners lose confidence in the stability of the dollar?**

- **CBO (*Federal Debt: A Primer*, March 2020):**

because the United States currently benefits from the dollar's position as the world's reserve currency and because the federal government borrows in dollars, a financial crisis—similar to those that befell Argentina, Greece, or Ireland—is less likely in the United States.

Although no one can predict whether or when a fiscal crisis might occur or how it would unfold, the risk is almost certainly increased by high and rising federal debt.

- **Crises of confidence, in addition to being unpredictable, happen very quickly.**



## What Is a Fiscal Crisis?

- **Increased perception of risk in government debt.**

- **Potential manifestations:**

- Sudden major increase in interest rates
- Plunging exchange rates

- **Why?**

- Increased expectation of default

- **Potential results:**

- Dramatic budget reforms may be quickly necessary to stave off actual default.
- Recession from declines in:
  - o investment (interest rates)
  - o consumption (interest rates)
  - o Government spending
- Higher interest bill on existing debt



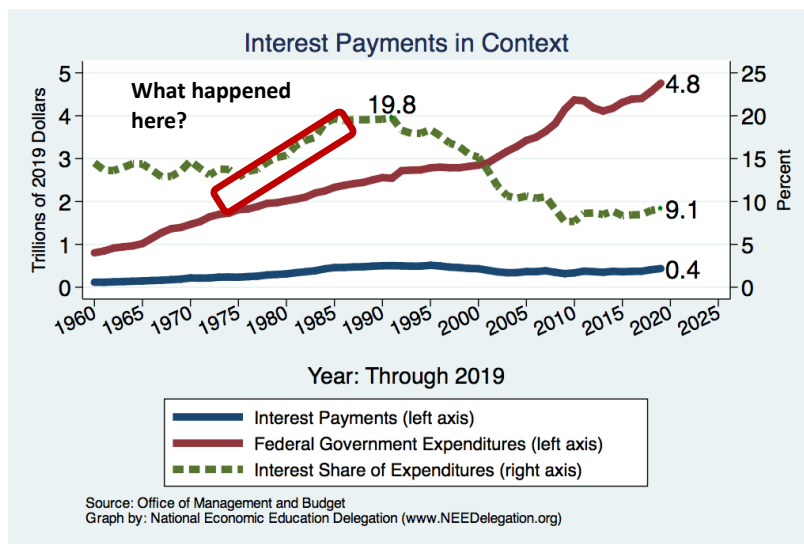
## Bottom Line: We Need to Worry about the Debt

1. Interest rates will not stay this low forever.
2. A fiscal crisis should be avoided at all costs.
3. Stabilizing relative debt would substantially reduce the possibility of a crisis.
4. The good news is we might be able to stabilize relative debt without a primary surplus.

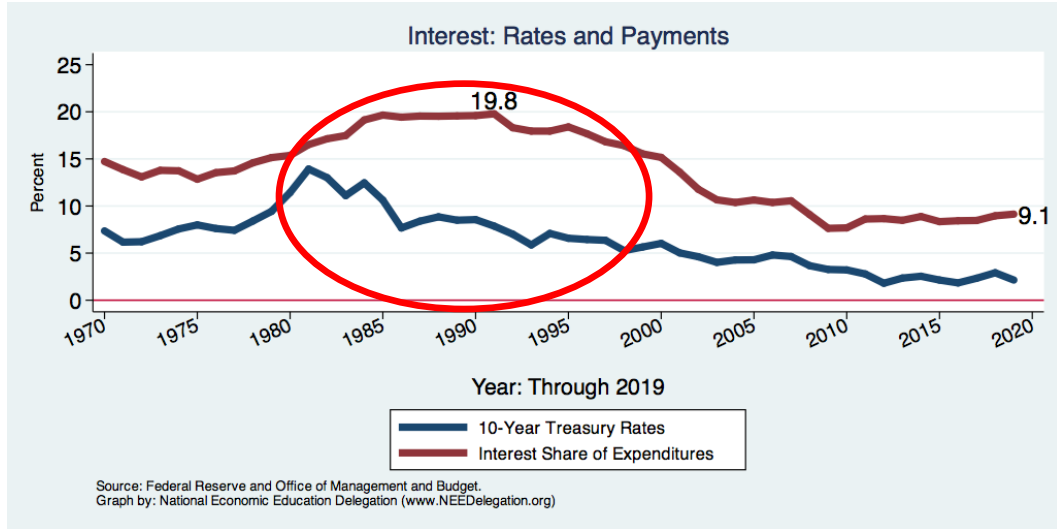
But (after the pandemic is over) we must substantially reduce primary deficits.



## History: A Cautionary Tale of Interest Rates?



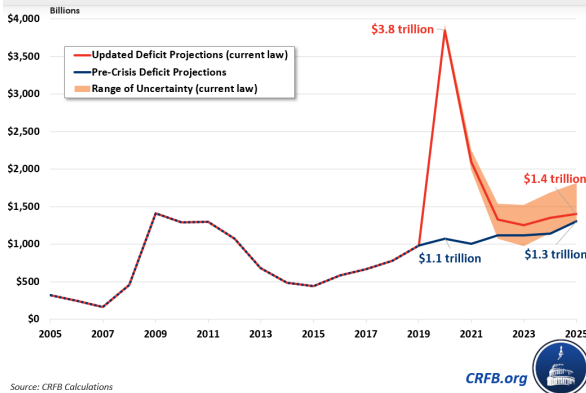
# Interest Payments and Interest Rates



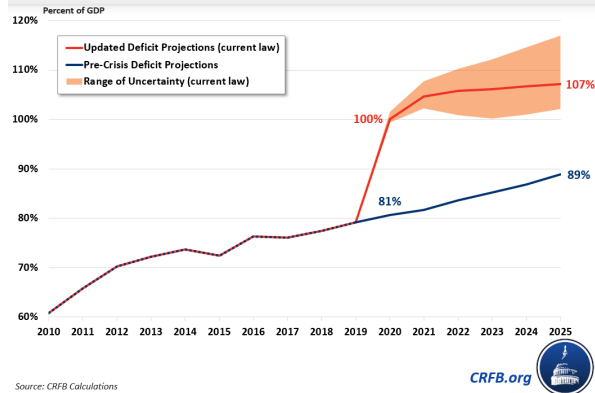
69

# Very Large Deficit!

## Federal Deficit Will Reach Record Levels



## Debt Will Equal Size of Economy This Year

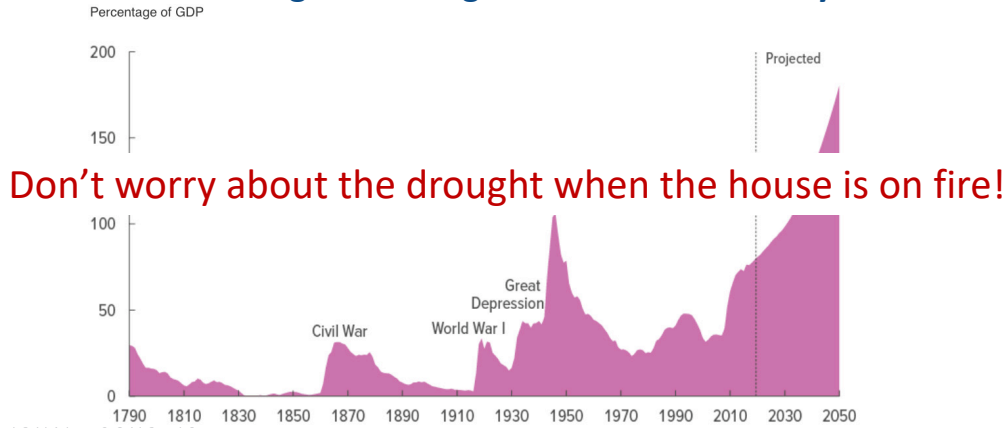


71



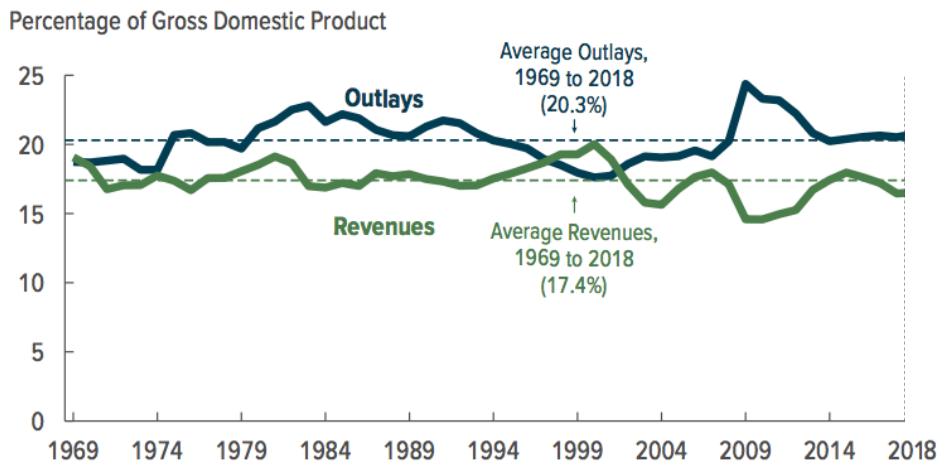
## How Do We Pay for This?

- **Good News:** Treasury interest rates are nearly 0.
- **Bad News:** The long-term budget outlook was already a mess.

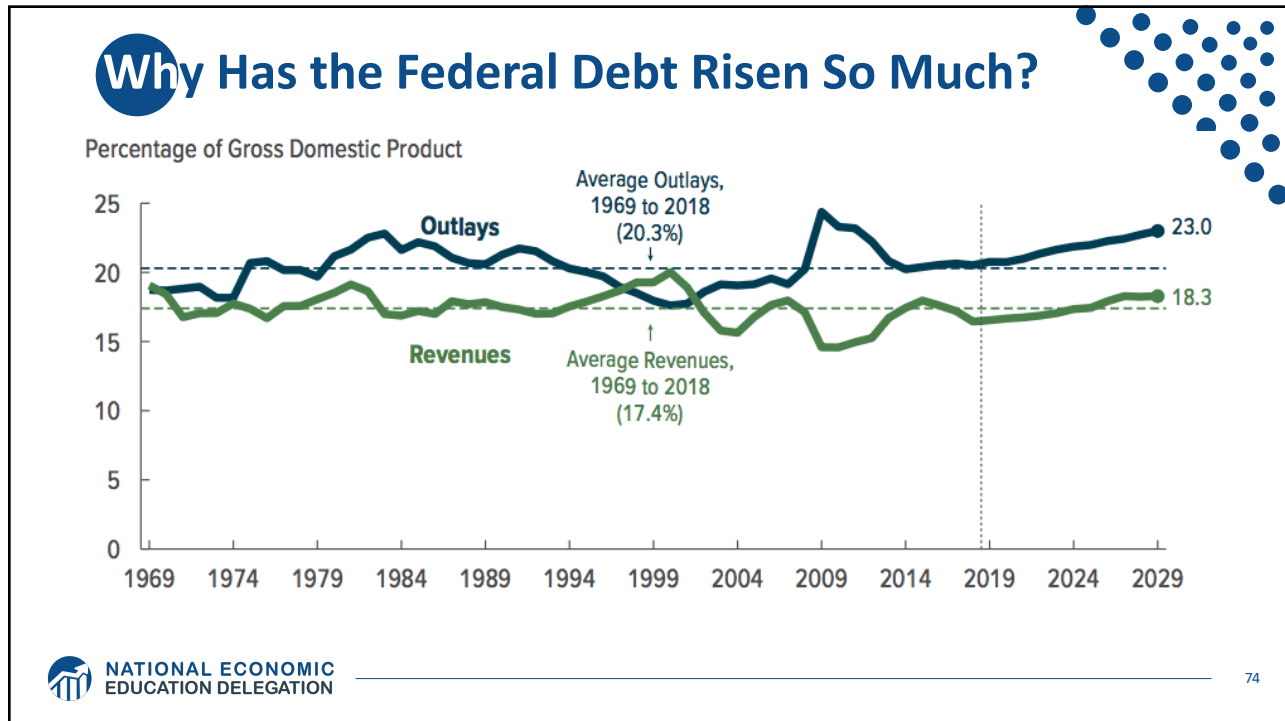


72

## Why Has the Federal Debt Risen So Much?



73



74

## Why Has the Federal Debt Risen So Much?

• **Expenditures:**

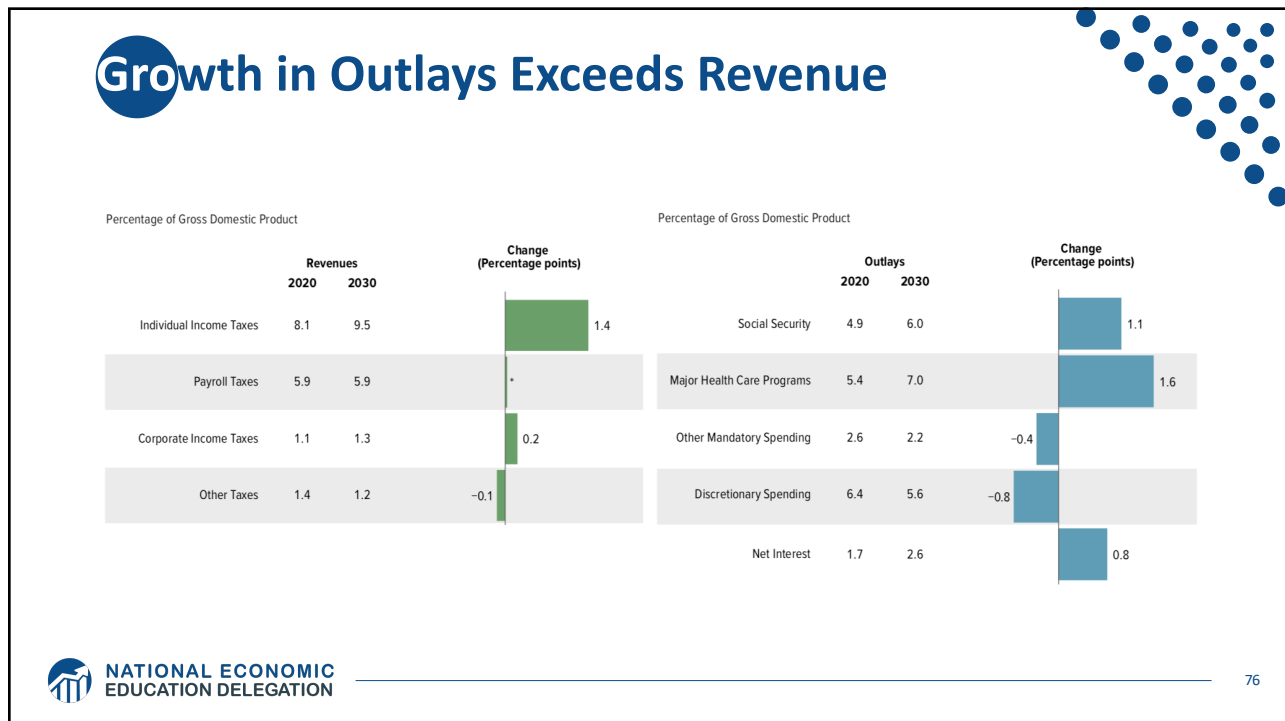
- Social Security
- Health-care costs
- Economic stimulus
  - In particular, during the Great Recession.
- Military engagements overseas

• **Revenues**

- Declining income tax revenues
  - Stagnant wages
  - Tax cuts
- Social security
  - Declining revenues
- Corporate income taxes

NATIONAL ECONOMIC EDUCATION DELEGATION 75

75



76

## OK: Relative Debt Cannot Grow Forever, But

- Does it matter at what level we stabilize relative debt?
- Relative debt stops growing:
  - when the growth of debt is less the growth in GDP (on average).
- Arithmetic: growth rate of the debt equals the interest rate plus the effect of the primary surplus or deficit.
- The bigger the relative debt, the smaller the effect of the primary surplus or deficit.

**NATIONAL ECONOMIC EDUCATION DELEGATION** 78

78

## on the Possibility of a Fiscal Crisis

- Moreover,
  - because the United States currently benefits from the dollar’s position as the world’s reserve currency and
  - because the federal government borrows in dollars,
  - a financial crisis—similar to those that befell Argentina, Greece, or Ireland—is less likely in the United States.
- Although no one can predict whether or when a fiscal crisis might occur or how it would unfold, the risk is almost certainly increased by high and rising debt.



NATIONAL ECONOMIC  
EDUCATION DELEGATION

Source: CBO – Federal Debt: A Primer, March 2020

79

79

## Takeaways (Continued)

- **After the virus is defeated, some combination of spending cuts and tax increases must be enacted.**
- **The particular combination of spending cuts and revenue increases is a political question.**
- **But high debt levels should not deter:**
  - Productive infrastructure investment.
  - Fiscal responses to crises.
- **Given the fiscal challenges of an aging population and climate change, it is better to do this sooner rather than later.**



NATIONAL ECONOMIC  
EDUCATION DELEGATION

81

81

## Bottom Line

- Question is not **WHETHER** the US will have to act...  
but **WHEN**.
- Some combination of the following **WILL** be necessary:
  - Raising taxes
  - Cutting spending
  - Reining in health-care costs



NATIONAL ECONOMIC  
EDUCATION DELEGATION

82

82

## Are There Reasons to Wait?

- **Very little evidence of:**
  - Crowding out
  - Inflationary impact
- **Uncertainty about the future**
  - Economic growth might render action today unnecessary.
- **There are a great many investments to be made by the govt.**
  - Infrastructure
  - Education
  - Much, much more ...

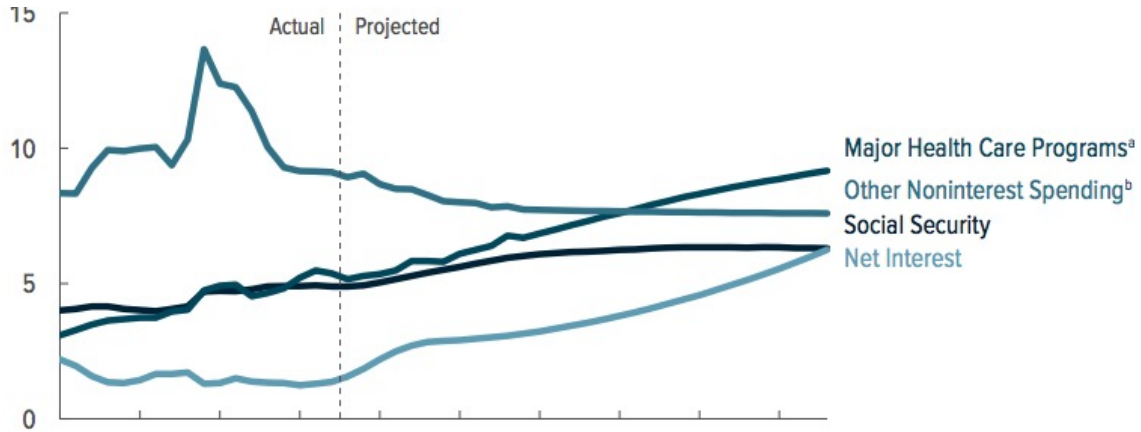


NATIONAL ECONOMIC  
EDUCATION DELEGATION

83

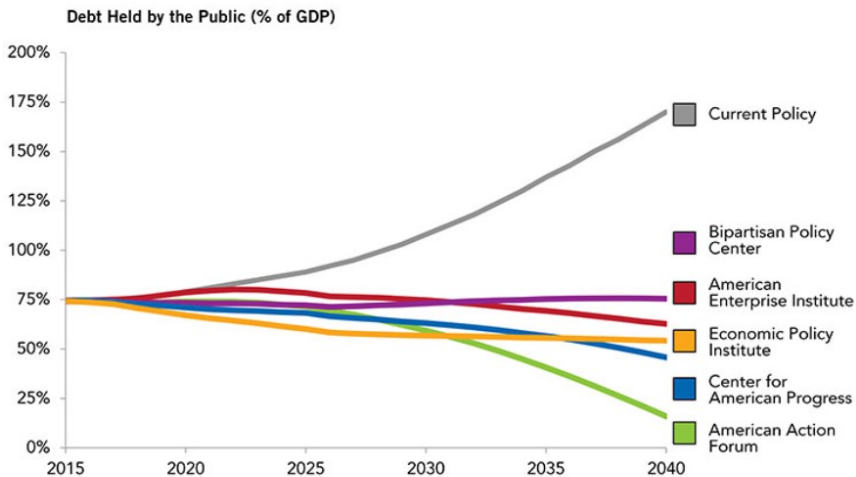
83

# What Are the Primary Drivers Going Forward?



84

## Solutions Initiative III: Projected Federal Debt through 2040



SOURCE: Peter G. Peterson Foundation, Solutions Initiative III, May 2015. See [pgpf.org/solutions-initiative-iii](http://pgpf.org/solutions-initiative-iii) for more details.  
NOTE: Current policy is defined as the alternative fiscal scenario without economic feedback from CBO's 2014 Long-Term Budget Outlook.

© 2015 Peter G. Peterson Foundation

PGPF.ORG

85

## There Are Other (Bad/Costly) Solutions

- **Financial repression**
  - Using regulation to force down interest rates.
- **Paying the interest by printing money.**
  - Risks inflation, hyper or otherwise.
- **Or defaulting on the debt.**
  - This will forever raise the cost of government borrowing.



## Summary: Address the Debt?

- |  |  |
|--|--|
| <ul style="list-style-type: none"> <li>• <b>Risks:</b> <ul style="list-style-type: none"> <li>- Inflation</li> <li>- Slower economic growth               <ul style="list-style-type: none"> <li>○ Higher interest rates</li> <li>○ Crowding out</li> </ul> </li> <li>- Default</li> </ul> </li> </ul> | <ul style="list-style-type: none"> <li>• <b>Reasons to wait:</b> <ul style="list-style-type: none"> <li>- Interest rates are very low</li> <li>- Lots of important investments to make</li> <li>- Economic growth may take care of it</li> </ul> </li> </ul> |
|--|--|



## Bottom-Line Takeaways

- **Relative debt must be stabilized, so it is imperative to reduce primary deficits after the virus has been defeated.**
- **Given the fiscal challenges of an aging population and climate change, it is better to do this sooner rather than later.**
- **But high debt levels should not deter:**
  - Productive infrastructure investment.
  - Fiscal responses to crises:
    - “When the house is on fire, you don’t worry about being in a drought; you just put it out.”



Thank you!

## Any Questions?

[www.NEEDelegation.org](http://www.NEEDelegation.org)

Brian Peterson

[bpeters2@lagrange.edu](mailto:bpeters2@lagrange.edu)

Contact NEED: [info@needelegation.org](mailto:info@needelegation.org)

Submit a testimonial: [www.NEEDelegation.org/testimonials.php](http://www.NEEDelegation.org/testimonials.php)

Become a Friend of NEED: [www.NEEDelegation.org/friend.php](http://www.NEEDelegation.org/friend.php)

