



The US Federal Debt

Geoffrey Woglom,
Professor of Economics
Amherst College, emeritus
September 22, 2022


NATIONAL ECONOMIC
EDUCATION DELEGATION

1

1

National Economic Education Delegation

- **Vision**
 - One day, the public discussion of policy issues will be grounded in an accurate perception of the underlying economic principles and data.
- **Mission**
 - NEED unites the skills and knowledge of a vast network of professional economists to promote understanding of the economics of policy issues in the United States.
- **NEED Presentations**
 - Are nonpartisan and intended to reflect the consensus of the economics profession.



NATIONAL ECONOMIC
EDUCATION DELEGATION

2

2

Who Are We?

- **Honorary Board: 54 members**

- 2 Fed Chairs: Janet Yellen, Ben Bernanke
- 6 Chairs Council of Economic Advisers
 - o Furman (D), Rosen (R), Bernanke (R), Yellen (D), Tyson (D), Goolsbee (D)
- 3 Nobel Prize Winners
 - o Akerlof, Smith, Maskin

- **Delegates: 652+ members**

- At all levels of academia and some in government service
- All have a Ph.D. in economics
- Crowdsource slide decks
- Give presentations

- **Global Partners: 48 Ph.D. Economists**

- Aid in slide deck development

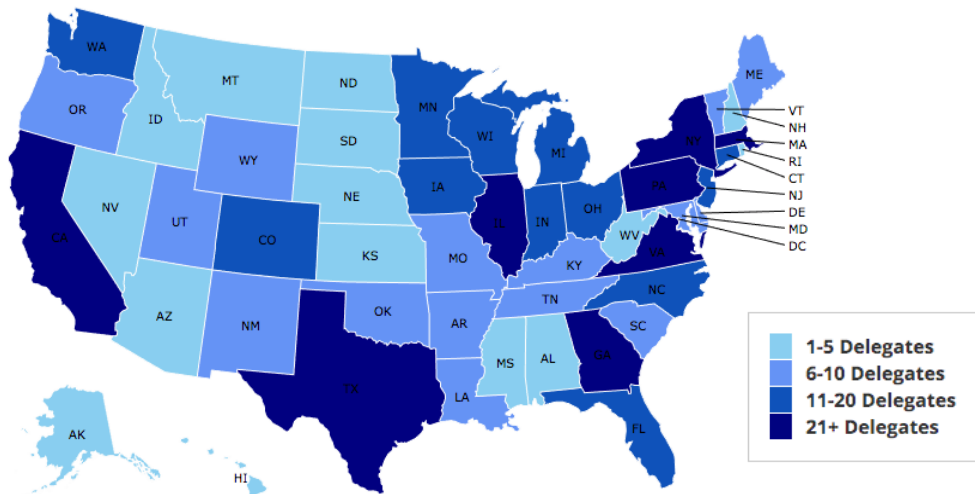


NATIONAL ECONOMIC
EDUCATION DELEGATION

3

3

Where Are We?



NATIONAL ECONOMIC
EDUCATION DELEGATION

4

4

Available NEED Topics Include:

- Healthcare Economics
- US Economy
- Climate Change
- Economic Inequality
- Economic Mobility
- Trade and Globalization
- Minimum Wages
- Immigration Economics
- Housing Policy
- Federal Budgets
- Federal Debt
- Black-White Wealth Gap
- Autonomous Vehicles
- US Social Policy



5

Credits and Disclaimer

- **This slide deck was created by:**
 - Jon Haveman, Executive Director, NEED
 - Geoffrey Woglom, Amherst College, Emeritus
- **This slide deck was reviewed by:**
 - Olivier Blanchard, Peterson Institute for International Economics
 - John H. Cochrane, Stanford University
- **Disclaimer**
 - NEED presentations are designed to be nonpartisan.
 - It is, however, inevitable that presenters will be asked for and offer their own views.
 - Such views are those of the presenters and not necessarily those of the National Economic Education Delegation (NEED).



6

When Jay Powell Talks, People Listen!

grwoglom published on TradingView.com, Sep 22, 2022 09:44 UTC-4



NATIONAL ECONOMIC
EDUCATION DELEGATION

7

7

Outline

- **Definitions and Basic Data and Historical Data.**
- **What needs to be done to “stabilize” the debt?**
- **Traditional Economic Analysis of the Costs of the Debt**
- **New Ideas about the Costs of the Debt and the importance of foreign holders of the debt.**
- **“Debt? What me Worry?” Modern Monetary Theory.**
- **Recent Congressional Budget Office (CBO) analysis of the Cost of the Debt.**
- **Budget Reconciliation and CBO projections.**



NATIONAL ECONOMIC
EDUCATION DELEGATION

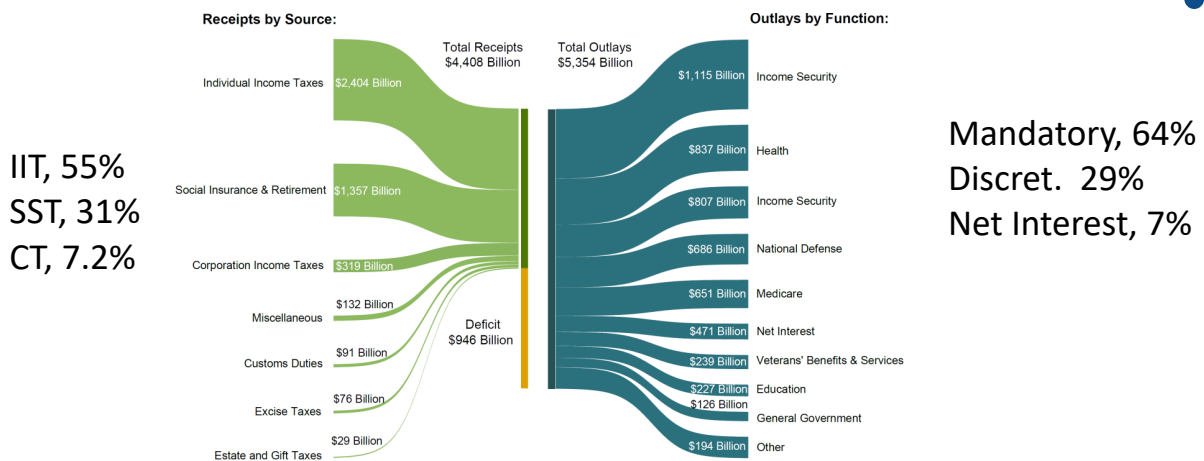
8

8

Basic Definitions

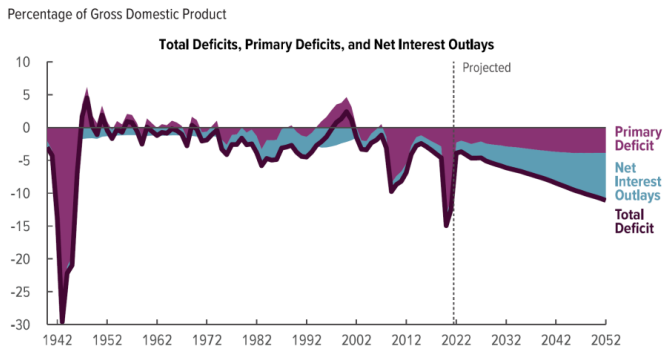
- Fiscal year Deficit = Total Outlays Less Revenues between Oct to September.
- The deficit paid for by government borrowing: (net) issue of new government bonds.
- The accumulated value of past borrowing is the total government debt.

The Federal Budget in FY2022: Oct. thru Aug.



Programmatic Outlays = Mandatory + Discretionary

Past and Future of Deficits



Useful Deficit Decompositions:

$$Total\ Deficit = (Programmatic\ Outlays + Interest\ Expense) - Revenue$$

$$= (Programmatic\ Outlays - Revenue) + Interest\ Expense$$

$$= Primary\ Deficit + Net\ Interest$$

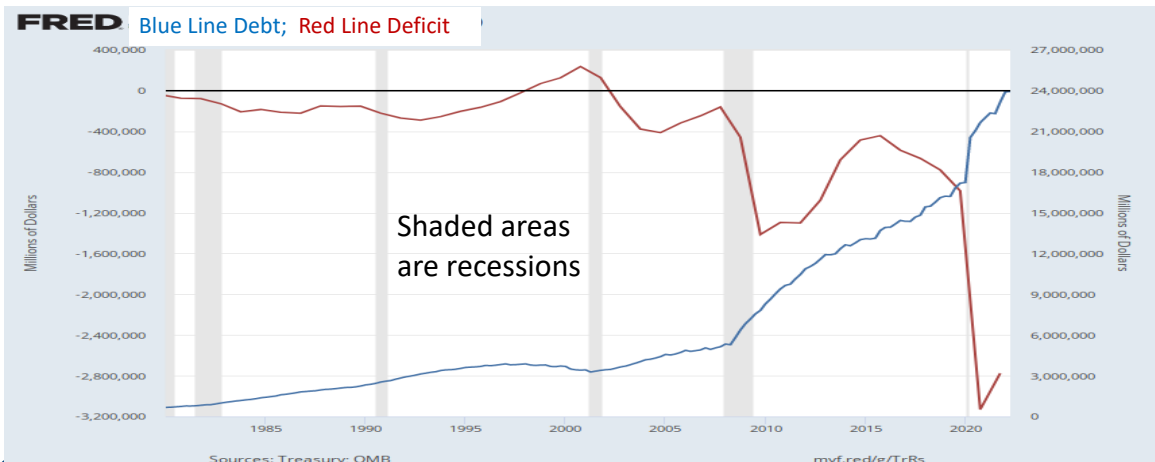
E.g, 2007: $1.1 = (17.4 + 1.7) - 18.0 = 19.1 - 18.0 = 1.1$
 $1.1 = (17.4 - 18.0) + 1.7 = -0.6 + 1.7 = 1.1$

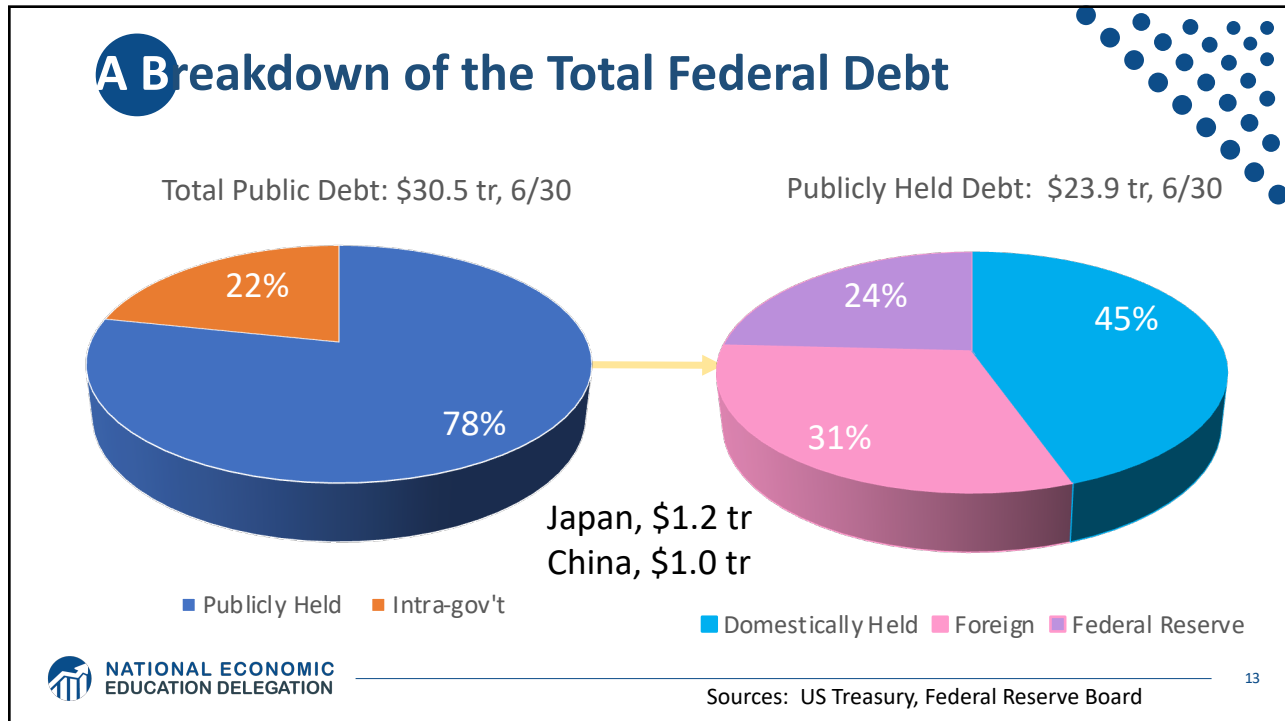


Source: CBO, "The Long-Term Budget Outlook," 7/2022

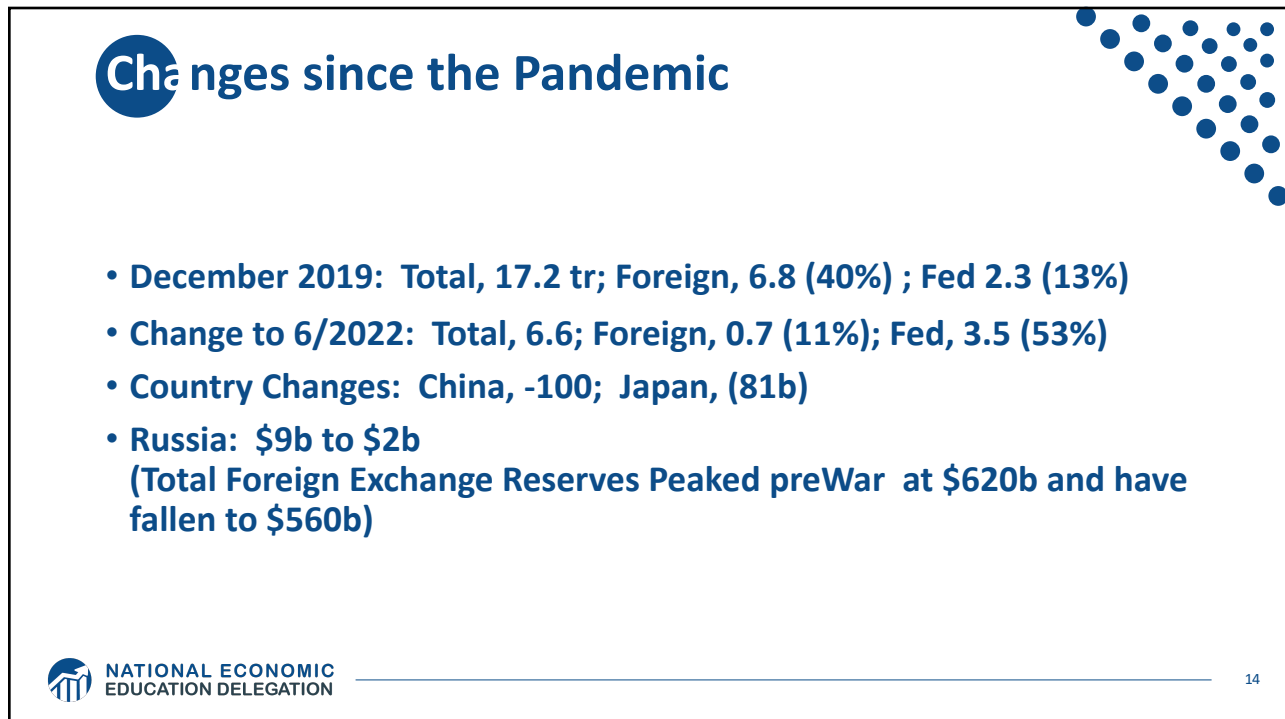
Debt vs. Deficit

The Sum of All Past Deficits Less Surpluses Equals the Debt

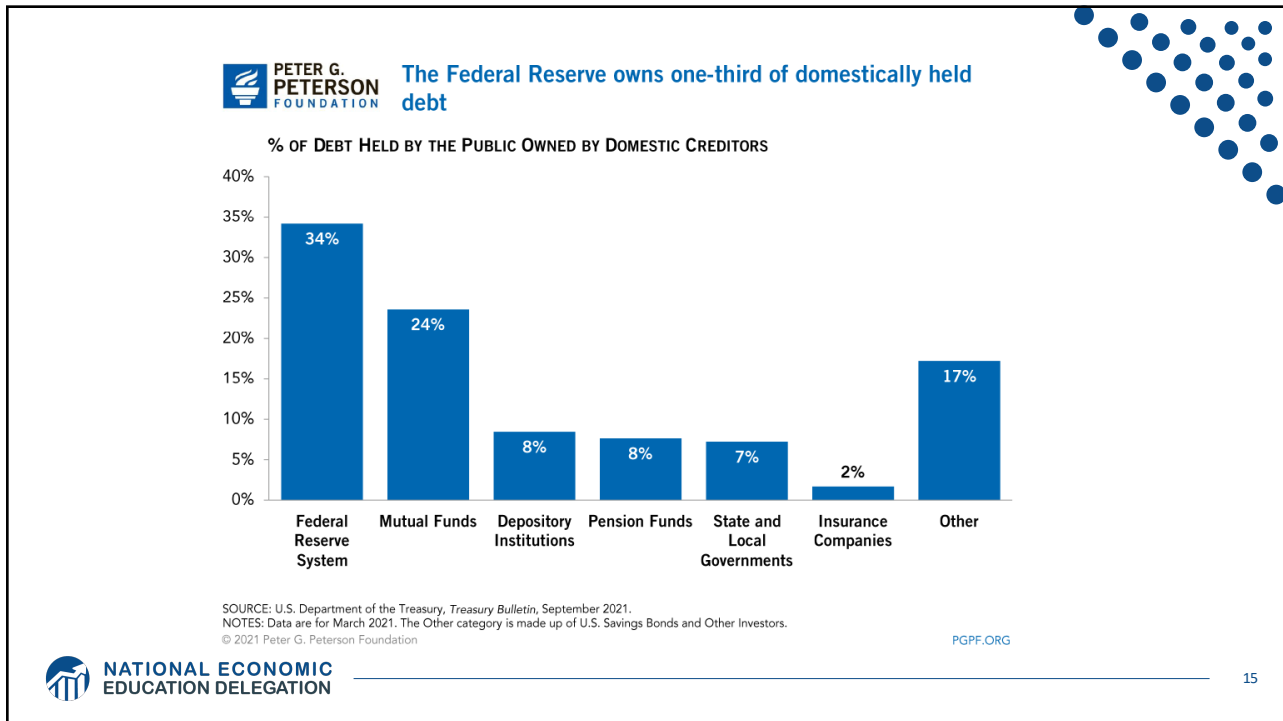




13



14



15

Not All Debt Is Created Equal

Intra-governmental debt is important bookkeeping.

- This debt **DOES NOT** require funding on credit markets

- **Debt held by the public**
 - This debt is funded by borrowing on credit markets and competes with private funding.
- **Most analyses focus on the publicly held debt *relative to GDP* because:**
 - To the extent that debt and deficits have burdens these burdens depend on the size of the debt *relative* to the size of the economy.

NATIONAL ECONOMIC EDUCATION DELEGATION 16

16

CBO: Budget Analysts in Chief

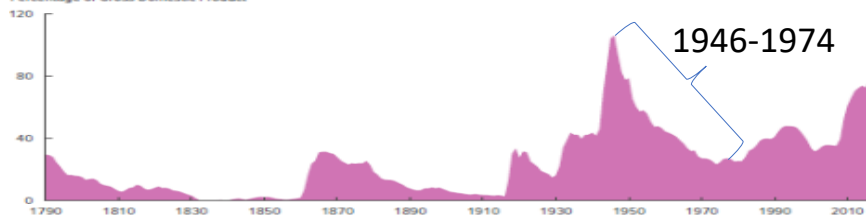
- **The Congressional Budget Office was founded in 1974 to provide Congress with information about the budgetary implications of legislation.**
- **Two kinds of Reports**
 - Cost Estimates or “Scoring”
 - H.R. 486 Ukraine Religious Freedom Support Act
 - Build Back Better Scoring.
 - Projections of Debt and Deficits – The Budget and Economic Outlook: 2022 to 2032



17

Key Points About the U.S. Relative Debt

Federal Debt Held by the Public
Percentage of Gross Domestic Product



1. **Relative debt peaked during WWII (106%) - followed by a steady decline until the 1980s.**
2. **Prior to 1983, relative debt rose purposefully (wars, recessions, public investment) and then fell.**
3. **What can we learn from the 46-74 period, where the relative debt fell continuously?**



18

Debt Dynamics

- The relative debt fell *in spite of* deficits in 21 of the 29 years, with the debt increasing by 42%. How?
- 1946-1974, deficits caused the debt to grow, but not as fast as the economy was growing.
- While the debt grew by 42%, GDP (nominal) grew by 550%

You don't need a surplus to reduce the *relative* debt:
You just need GDP to grow faster than the debt



Relative Debt Dynamics

- **Two Parts to the growth rate of the debt:**
 1. The interest rate on the debt.
 2. A portion that reflects a primary deficit (+) or primary surplus (-)
- **Numerical Example: GDP grows at 4%, interest rate is 5%**
 - Interest expense will cause the debt to grow at 5%. Unless there is a primary surplus: Growth in debt is greater than or equal to 5%, greater than GDP growth of 4%, and the relative debt rises.
 - To stabilize the debt, there must be a primary surplus
 - Primary surplus has to be bigger, the higher the relative debt.



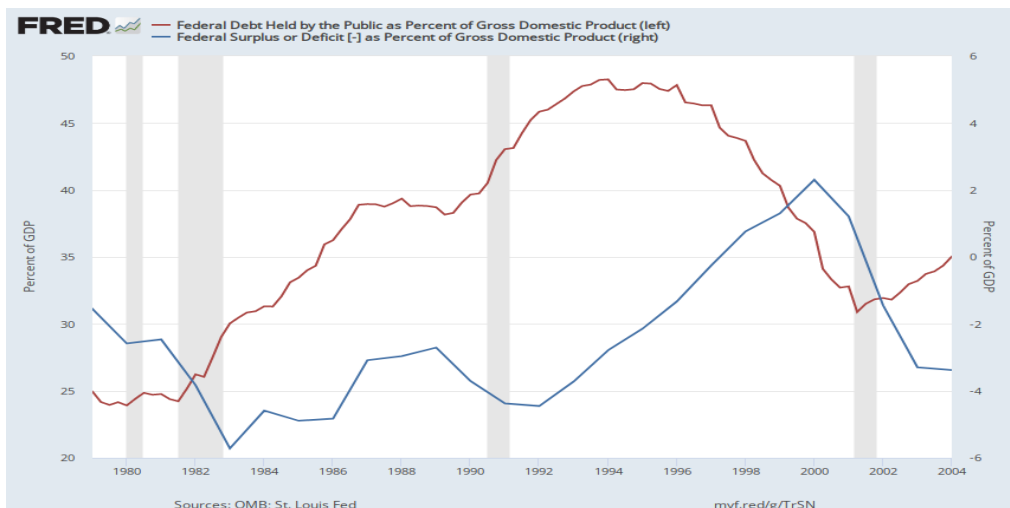
Traditional Views of the Cost of the Debt

- **First a non-issue: There is no analogy between household and government debt.**
 - The government does not have to pay back the debt.
 - Maturing government bonds are paid by issuing new bonds.
- **Economist View of the Debt circa 1980, very little cost because relative debt was falling. That changes in 1983.**



21

Tax Cuts Don't "Pay for Themselves"



22

Traditional View: Debt and Deficits Raise Interest Rates

1. Crowding Out via higher interest rates:

1. Private: less investment and over time to a smaller capital stock and reduced future output.
2. Government: primary surplus needed to stabilize the debt is larger; i.e., less programmatic outlays or higher taxes

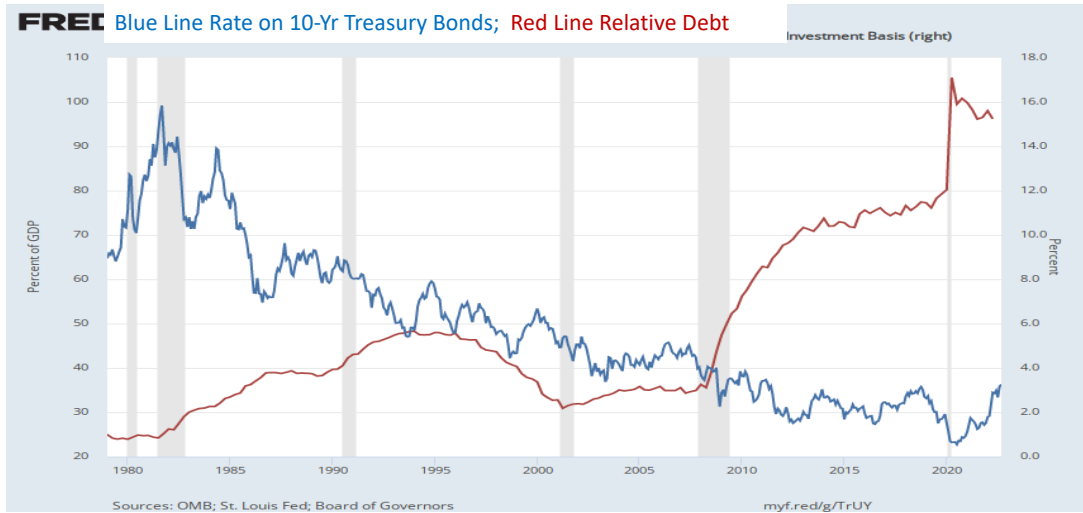
2. Foreign Borrowing: Higher interest rates lead to foreign capital inflows or foreign borrowing. With foreign borrowing, some of our GDP is paid to foreigners as interest.



Quiz!



The Dog that Didn't Bark; Rising Interest Rates?



Olivier Blanchard's Presidential Address to the AEA 1/2019

"If the future is like the past [with low interest rates],...the issuance of debt without a later increase in taxes may well be feasible. Put bluntly, public debt may have no fiscal cost."

But,

"My purpose...is not to argue for more public debt, especially in the current political environment. It is to have a richer discussion of the costs of debt...than is currently the case."



What the Traditional View Got Wrong

- **Assumed that the interest rate was *greater* than the growth in GDP**
 - In order to stabilize the debt, government must run a primary surplus.
 - The bigger the debt, the larger the required primary surplus.
- **More debt today means a higher primary surplus is needed in the future, i.e., higher taxes and/or less programmatic outlays.**



27

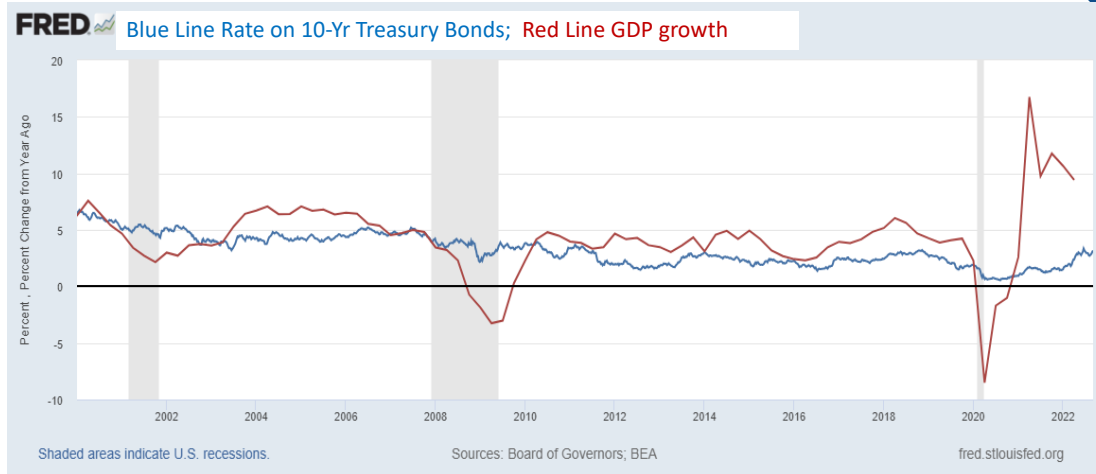
New View: Almost a Free Lunch

- If the interest rate is *less* than the growth rate of GDP, then Debt to GDP can be stabilized with a (small) *primary deficit*: programmatic outlays can be less than revenues!
- Remember our example with GDP growth of 4%. Now assume the interest rate is 3%. Relative debt will fall with a primary balance of zero!
- **Blanchard does believe that the relative debt must be stabilized**
 1. At some point current deficits must be reduced.
 2. But it may not be crucial at what level of debt we stabilize.



28

Blanchard's Evidence



29

But Why Must the Relative Debt Be Stabilized?

- **Stephanie Kelton provided a prominent and recent exposition of Modern Monetary Theory in her June 6th 2020, *NYTimes* op-ed, "Learn to Love Trillion-Dollar Deficits."**
 - US Treasury borrows in dollars and therefore cannot default (as opposed to Greece).
 - Example: How did we "find the money" in FY 2020 to increase in the deficit by about \$1.9 trillion?
 - Answer: Fed open market purchases of \$1.7 trillion provided 89% of the financing.
 - More generally, she argues that we can always find the money to increase federal spending

30

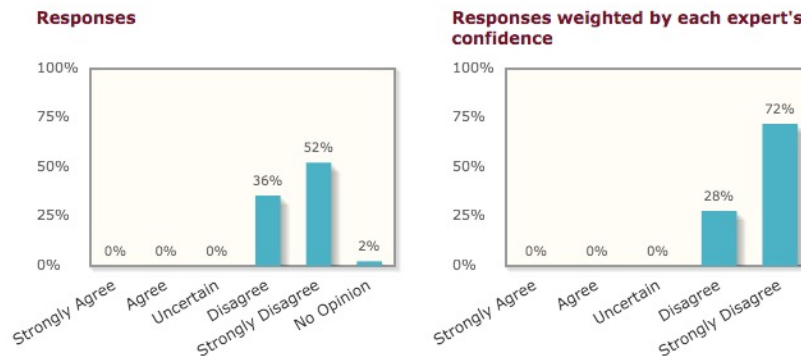
MN T's Free Lunch

- The only limit on deficit spending is if it leads to too much spending thereby increasing current inflation.
- Recognizing this fact, "...could free policymakers not only to act boldly amid crises but also to invest boldly in times of more stability."
- Too bad the second part isn't true. And, the recent rise in inflation suggests even Dr Kelton should now be worried about the debt
- We rely on foreigners to hold a substantial portion of our debt and they can loose if the exchange value of the dollar falls

31

Don't Just Take My Word for It

Question A: Countries that borrow in their own currency should not worry about government deficits because they can always create money to finance their debt.



© 2019, Initiative on Global Markets.
Source: IGM Economic Experts Panel
www.igmmchicago.org/igm-economic-experts-panel

© 2019, Initiative on Global Markets.
Source: IGM Economic Experts Panel
www.igmmchicago.org/igm-economic-experts-panel

32

Why do Foreigners Buy US Treasuries?

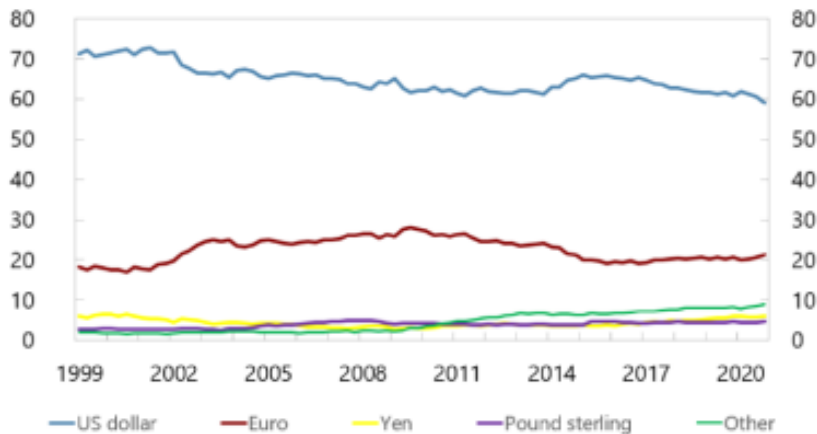
- **Market for Treasuries is the deepest, most liquid and safest capital market in the world.**
- **US economy has a history of political and economic stability.**
- **We enjoy “An exorbitant privilege” (Valery Giscard d’Estaing): The dollar is the largest international reserve currency.**
 - Most trade transactions are quoted in dollars, e.g., oil.
 - With some exceptions, foreigners borrow in dollars. E.g., Yankee bonds



33

Demand for Dollars by Central Banks

(currency composition of global foreign exchange reserves, percent)



34

CBO on the Costs of “High and Rising Debt”

1. The interest expense portion of the deficit will rise, including payments to foreigners.
2. Crowding out of private investment.
3. “The likelihood of a fiscal crisis in the United States would increase.”
4. Slow erosion of confidence in the U.S. dollar as an international reserve currency leading to higher interest rates.
5. Policymaker constraint in using deficit-financed fiscal policy to respond to unforeseen events.

CBO, “Budget and Economic Outlook: 2022-2032,” May 2022, pp15-16.



NATIONAL ECONOMIC
EDUCATION DELEGATION

35

35

What would a Fiscal Crisis Look Like?

Foreigners lose confidence in the dollar and sell Treasuries in exchange for assets denominated in their own currency,

1. Sale of Treasuries raises interest rates, worsening our fiscal outlook.
2. Trading of Foreign for US assets lowers US exchange rate.
 - a. Raising the price of imports thereby increasing inflation.
 - b. Lowering the foreign currency returns on all US assets, exacerbating 1.

Could the Fed Bail us Out?

1. It could buy Treasuries and prevent the rise in interest rates.
2. Insufficient foreign assets to prevent the fall in the exchange rate,



NATIONAL ECONOMIC
EDUCATION DELEGATION

36

36

Bottom Line: We Need to Worry about the Debt

1. Interest rates may not stay this low forever. In fact, economist don't really know why they have fallen to such low levels over the past 20 years
2. A fiscal crisis should be avoided at all costs.
3. The good news is we may be able to stabilize the relative debt without a running a surplus.



NATIONAL ECONOMIC EDUCATION DELEGATION

37

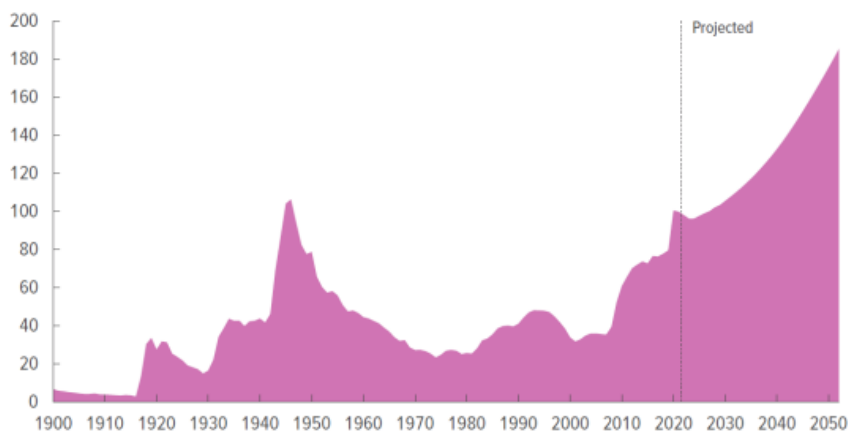
37

But is this Problem Impossible?

Figure 1-8.

Federal Debt Held by the Public, 1900 to 2052

Percentage of GDP



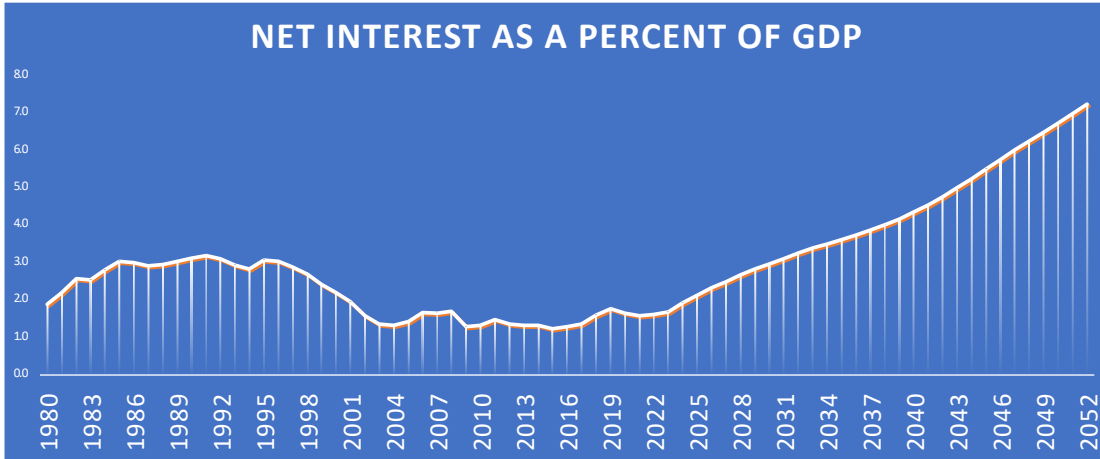
NATIONAL ECONOMIC EDUCATION DELEGATION

CBO, "Budget and Economic Outlook: 2022-2032," May 2022

38

38

CBO Baseline Projection

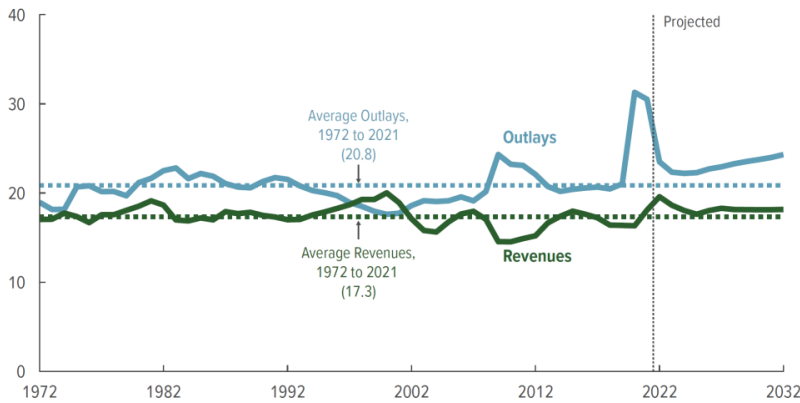


The Blueprint for a Crisis?

Figure 1-2.

Total Outlays and Revenues

Percentage of Gross Domestic Product



But, these are "projections," not forecasts!

Citizen's Guide to "Budget Reconciliation."

- Procedure successfully used 22 times since 1974 to avoid a Senate filibuster.
- Reconciliation can be used for changing taxes and spending (not Social Security) subject to the Byrd Rule.
- Byrd rule:
 1. No extraneous provisions.
 2. No increase in the deficit after 10 year window.
- Reconciliation games played by both parties:
 1. BBB.
 2. Trump Tax Cut

41

Reconciliation and CBO Projections

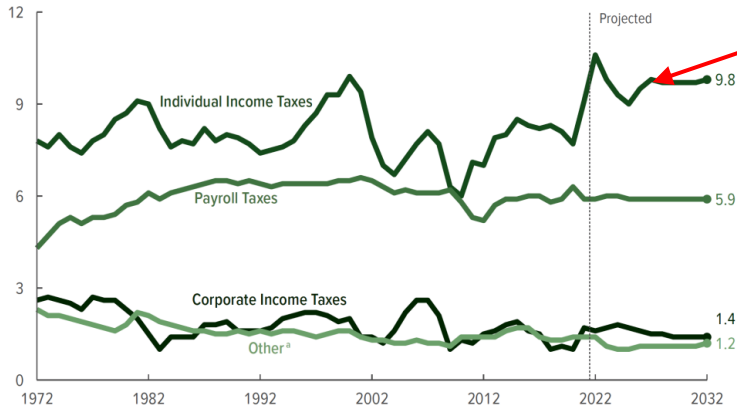
- For the CBO to be effective it must be perceived to be (and must be) nonpartisan.
- Therefore, CBO "baseline" projections and legislative scoring must not try to predict changes in legislation.
- Instead, CBO must analyze the data based on the current law as written.
- CBO is allowed to provide analyses of policy options.

42

Example: Trump Tax Cut

Revenues, by Category

Percentage of Gross Domestic Product

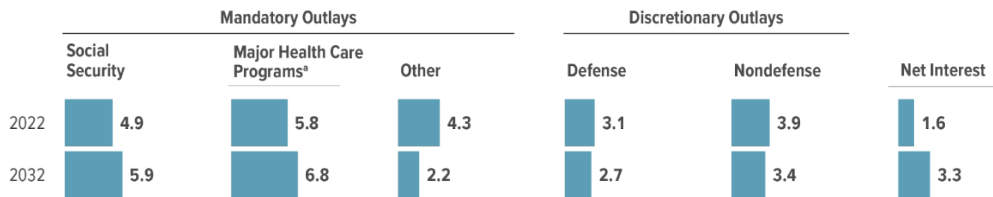


Why do Income Taxes go up in 2025?

Outlays based on Current Law

The Components of Outlays

Percentage of Gross Domestic Product



Unfortunately, The Required Changes are Big!

• To Stabilize the relative debt at the current level of 100% of GDP:

1. Deficit in 2025 needs to go from projected 4.7 % of GDP to 2.9% and be maintained at the 2.9% level.
2. This amounts to over \$500 billion *per year*.



NATIONAL ECONOMIC
EDUCATION DELEGATION

CBO, "2020 Long-Term Budget Outlook, " Sep 2022

45

45

Any of these Options Sound Good?

Options to Reduce the Federal Deficit

Pick 10!

CBO will publish a new volume of budget options at the end of this year.

Among the options that CBO has previously examined, 13 would have reduced the deficit by at least \$500 billion over the next 10 years:

- Reduce the Department of Defense's Budget
- Increase Individual Income Tax Rates
- Impose a 5 Percent Value-Added Tax
- Eliminate Itemized Tax Deductions
- Impose a Tax on Greenhouse Gas Emissions
- Impose a Tax on Financial Transactions
- Increase Excise Taxes on Motor Fuels and Index for Inflation
- Increase the Maximum Taxable Earnings for the Social Security Payroll Tax
- Increase the Payroll Tax Rate for Social Security
- Increase the Payroll Tax Rate for Medicare Hospital Insurance
- Establish Caps on Federal Spending for Medicaid
- Reduce Federal Medicaid Matching Rates
- Reduce Tax Subsidies for Employment-Based Health Insurance

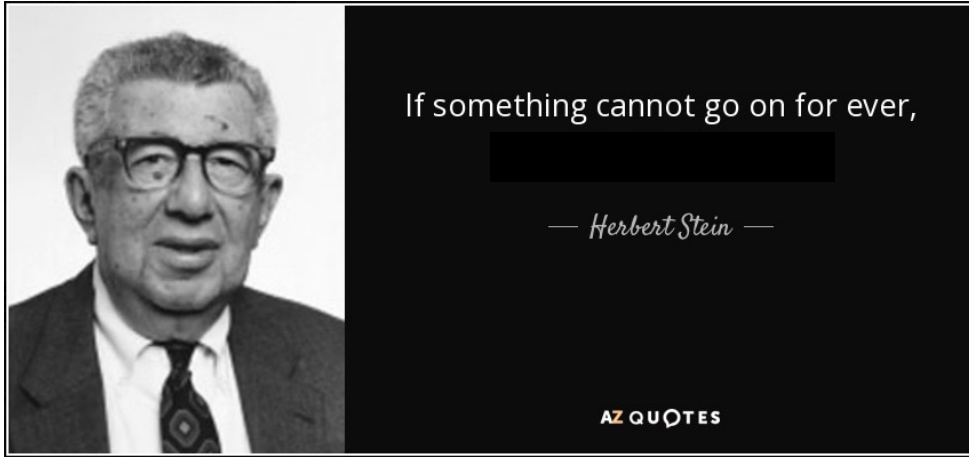


NATIONAL ECONOMIC
EDUCATION DELEGATION

46

46

The Wit and Wisdom of Herb Stein



47

Questions?

www.NEEDelegation.org
Geoffrey Woglom
grwoglom@amherst.edu

Contact NEED: Info@NEEDelegation.org

Submit a testimonial:
www.NEEDelegation.org/testimonials.php

Support NEED: www.NEEDelegation.org/donate.php

48