



# The US Federal Debt

Asheboro Kiwanis Club  
November 23, 2021

Geoffrey Woglom  
Amherst College  
Professor of Economics (emeritus)

NATIONAL ECONOMIC  
EDUCATION DELEGATION


---

1

1

## National Economic Education Delegation

- **Vision**
  - One day, the public discussion of policy issues will be grounded in an accurate perception of the underlying economic principles and data.
- **Mission**
  - NEED unites the skills and knowledge of a vast network of professional economists to promote understanding of the economics of policy issues in the United States.
- **NEED Presentations**
  - Are **nonpartisan** and intended to reflect the consensus of the economics profession.



NATIONAL ECONOMIC  
EDUCATION DELEGATION

---

2

2

## Who Are We?

- **Honorary Board: 54 members**

- 2 Fed Chairs: Janet Yellen, Ben Bernanke
- 6 Chairs Council of Economic Advisers
  - o Furman (D), Rosen (R), Bernanke (R), Yellen (D), Tyson (D), Goolsbee (D)
- 3 Nobel Prize Winners
  - o Akerlof, Smith, Maskin

- **Delegates: 600+ members**

- At all levels of academia and some in government service
- All have a Ph.D. in economics
- Crowdsource slide decks
- Give presentations

- **Global Partners: 45 Ph.D. Economists**

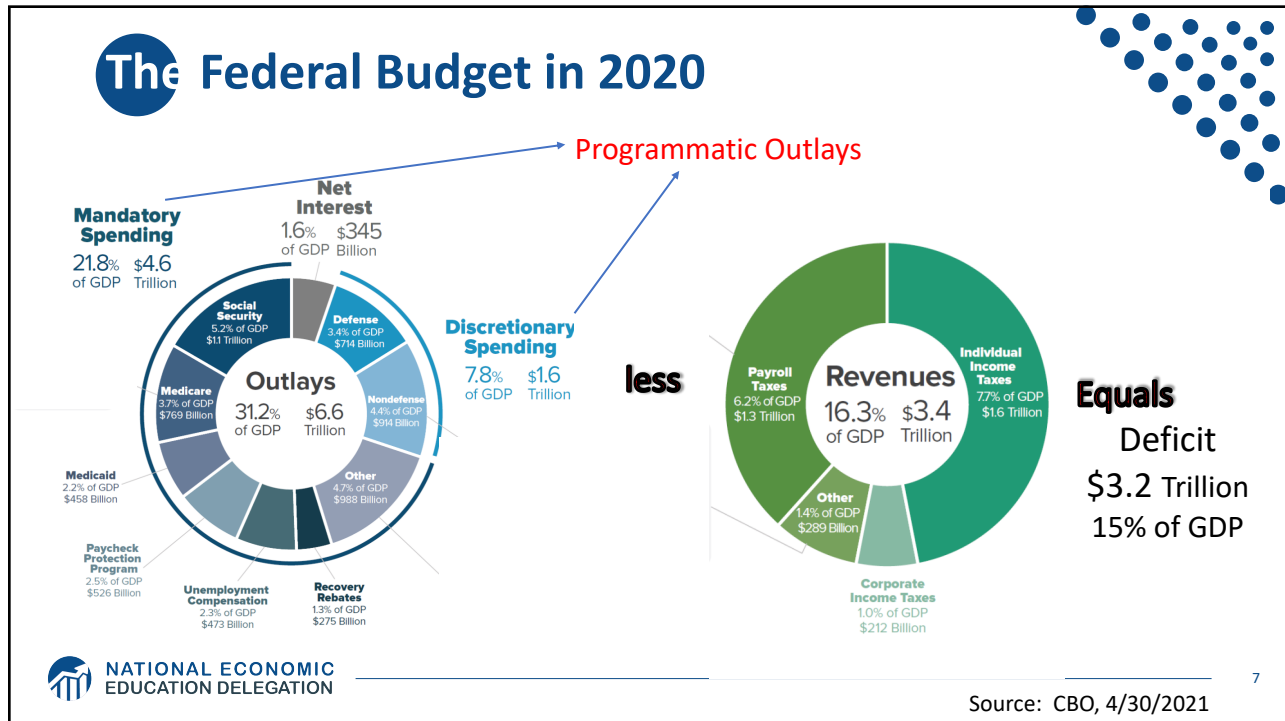
- Aid in slide deck development



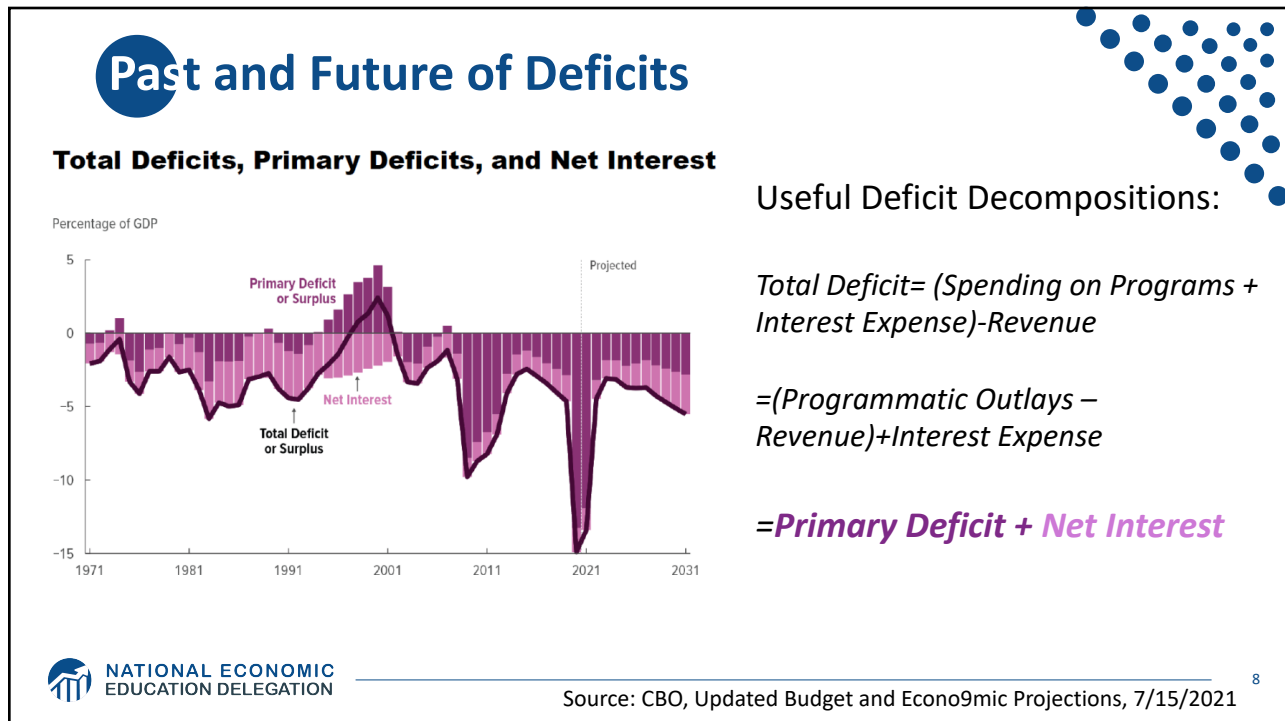
## Available NEED Topics Include:

- **Coronavirus Economics**
- **US Economy**
- **Climate Change**
- **Economic Inequality**
- **Economic Mobility**
- **Trade and Globalization**
- **Minimum Wages**
- **Immigration Economics**
- **Housing Policy**
- **Federal Budgets**
- **CryptoCurrencies**
- **Black-White Wealth Gap**
- **Autonomous Vehicles**
- **US Monetary Policy**





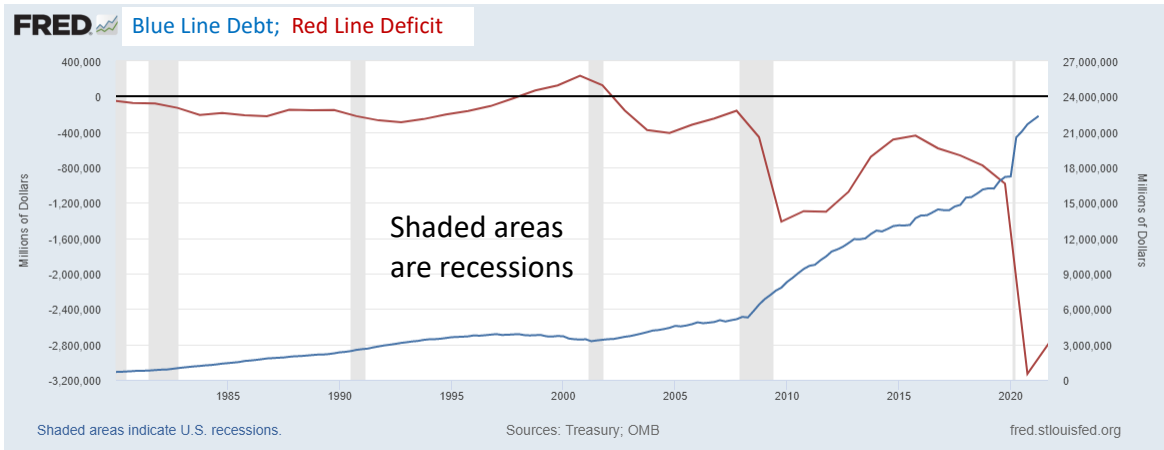
7



8

# Debt vs. Deficit

The Sum of All Past Deficits Less Surpluses Equals the Debt

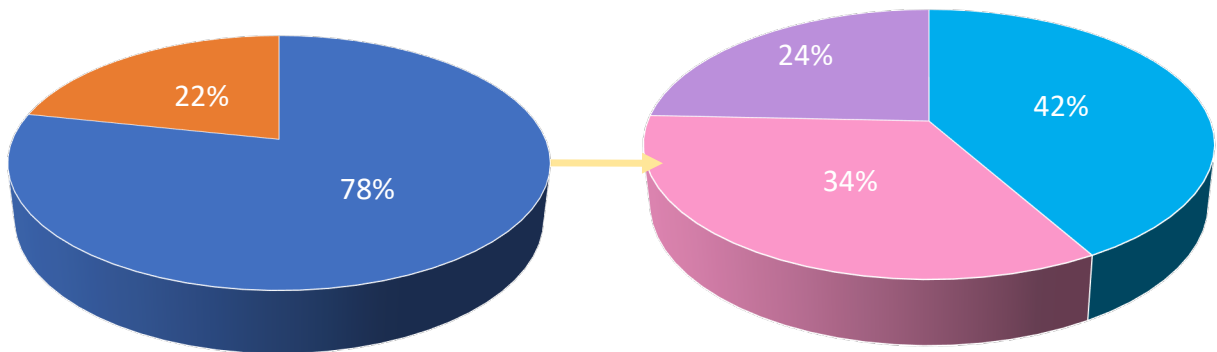


9

# A Breakdown of the Total Federal Debt

Total Public Debt, 9/30, \$28.4 tr

Publicly Held Debt, 9/30, \$22.3 tr



Publicly Held Intra-gov't Domestically Held Foreign Federal Reserve

10

## Not All Debt Is Created Equal

### Intra-governmental debt is important bookkeeping.

- This debt **DOES NOT** require funding on credit markets

- **Debt held by the public**

- This debt is funded by borrowing on credit markets and competes with private funding.

- **Most analyses focus on the publicly debt *relative* to GDP because:**

- To the extent that debt and deficits have burdens these burdens depend on the size of the debt *relative* to the size of the economy.



## CBO: Budget Analysts in Chief

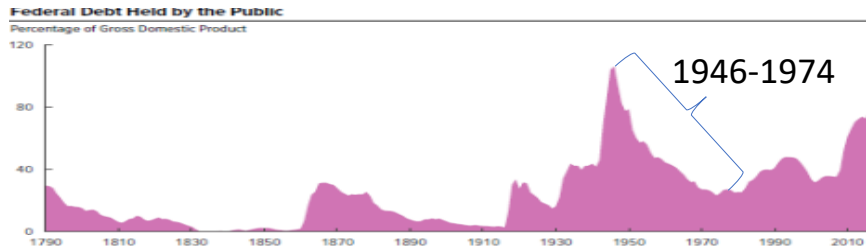
- **The Congressional Budget Office was founded in 1974 to provide Congress with information about the budgetary implications of legislation.**

- **Two kinds of Reports**

- Cost Estimates – H.R. 486 Ukraine Religious Freedom Support Act
- Build Back Better Scoring last Thursday!
- Projections of Debt and Deficits – The Budget and Economic Outlook: 2021 to 2031



## Key Points About the U.S. Relative Debt



1. Relative debt peaked during WWII (106%) - followed by a steady decline until the 1980s.
2. Prior to 1983, relative debt rose purposefully (wars, recessions, public investment) and then fell.
3. What can we learn from the 46-74 period, where the relative debt fell continuously?



NATIONAL ECONOMIC  
EDUCATION DELEGATION

13

13

## Debt Dynamics

- The relative debt fell *in spite of* deficits in 21 of the 29 years, with the debt increasing by 42%. How?
- 1946-1974, deficits caused the debt to grow, but not as fast as the economy was growing.
- While the debt grew by 42%, GDP (nominal) grew by 550%

You don't need a surplus to reduce the *relative* debt. You need GDP to grow faster than the debt



NATIONAL ECONOMIC  
EDUCATION DELEGATION

14

14

## Relative Debt Dynamics

- **Two Parts to the growth in the debt:**

1. The interest rate on the debt.
2. A portion that reflects a primary deficit (+) or primary surplus (-)



## Traditional Views of the Cost of the Debt

- **First a non-issue: There is no analogy between household and government debt.**

- The government does not have to pay back the debt.
- Maturing government bonds are paid by issuing new bonds.

- **Economist View of the Debt circa 1980, very little cost because relative debt was falling. That changes in 1983.**



## Traditional View: Debt and Deficits Raise Interest Rates

1. **Crowding Out:** Higher interest rates lead to less investment and over time to a smaller capital stock and reduced future output.
2. **Foreign Borrowing:** Higher interest rates lead to foreign capital inflows or foreign borrowing. With foreign borrowing, some of our GDP is paid to foreigners as interest.

17

## The Dog that Didn't Bark; Rising Interest Rates?



18



## What the Traditional View Got Wrong

- Assumed that the interest rate was *greater* than the growth in GDP
  - In order to stabilize the debt, government must run a primary surplus.
  - The bigger the debt, the larger the required primary surplus.



19

## New View: Almost a Free Lunch

- If the interest rate is *less* than the growth rate of GDP, then Debt to GDP can be stabilized with a (small) *primary deficit*: programmatic outlays can be less than revenues!
- Blanchard does believe that the relative debt must be stabilized
  1. At some point deficits must be reduced.
  2. But it may not be crucial at what level of debt we stabilize.



20

## But why must the relative debt be stabilized

- For practical purposes, the US cannot default on its debt, but...
- International investors, however, can still lose if the exchange value of the dollar falls.
- Remember, foreign holdings of the public debt amount to almost one-third of the total.



21

## Why do Foreigners Buy US Treasuries?

- Market for Treasuries is the deepest, the most liquid and safest capital market in the world.
- What would happen if foreigners lost confidence in the stability of the dollar?

### ***CBO, The 2020 Long-Term Budget Outlook, 9/2020***

The risk of a fiscal crisis appears to be low in the short run despite the higher deficits and debt stemming from the pandemic.... Nonetheless, the much higher debt over time would raise the risk of a fiscal crisis in the years ahead.



22

## What would a Fiscal Crisis Look Like?

**Foreigners lose confidence in the dollar and sell Treasuries in exchange for assets denominated in their own currency,**

1. Sale of Treasuries raises interest rates, worsening our fiscal outlook.
2. Trading of Foreign for US assets lowers US exchange rate.
  - a. Raising the price of imports thereby increasing inflation.
  - b. Lowering the foreign currency returns on all US assets, exacerbating 1.

### Could the Fed Bail us Out?

1. It could buy Treasuries and prevent the rise in interest rates.
2. Insufficient foreign assets to prevent the fall in the exchange rate,



## Bottom Line: We Need to Worry about the Debt

1. Interest rates may not stay this low forever.
2. A fiscal crisis should be avoided at all costs.
3. The good news is we may be able to stabilize the relative debt without a running a surplus.



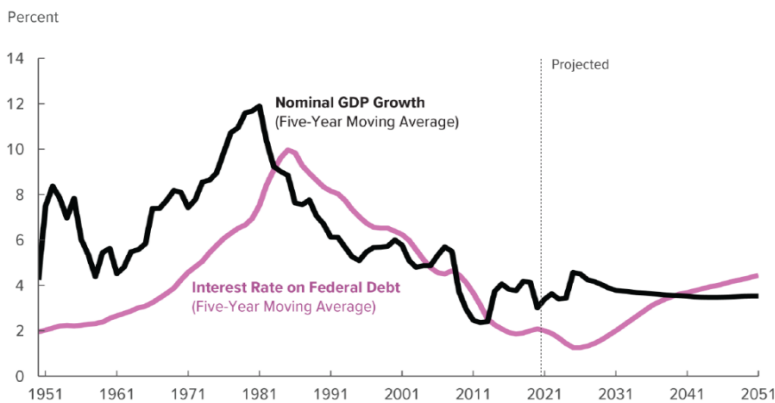
# But is this Problem Impossible?



25

# We Have a Little Time: CBO's Crystal Ball

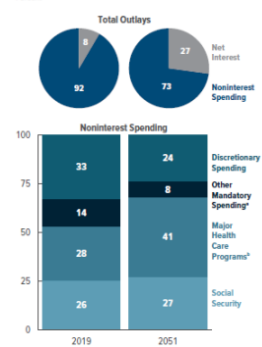
## Interest Rates and GDP Growth



27

But, it won't be easy

Figure 6. Composition of Federal Outlays



## What about Infrastructure and BBB?

- **Infrastructure \$1.2t - terrible reporting**
  - Net New Spending \$415b over *10 years*.
  - But infrastructure can be good borrowing
- **Build Back Better: CBO Scoring**
  - \$160b over ten years.
  - Byrd and Reconciliation.
  - Effect on Deficit in the first 5 years: +\$750b ; Last 5 years -\$590!



28

## Thank you!

## Any Questions?

[www.NEEDelegation.org](http://www.NEEDelegation.org)  
<Geoffrey Woglom>  
<grwoglom@amherst.edu>

Contact NEED: [Info@NEEDelegation.org](mailto:Info@NEEDelegation.org)

Submit a testimonial: [www.NEEDelegation.org/testimonials.php](http://www.NEEDelegation.org/testimonials.php)

Support NEED: [www.NEEDelegation.org/donate.php](http://www.NEEDelegation.org/donate.php)



29