



COVID-19: Economic Implications and Policy Response

Venture Sotheby's International Realty

June 11, 2020
Jon Haveman, Ph.D.
Executive Director, NEED



1

National Economic Education Delegation

• Vision

- One day, the public discussion of policy issues will be grounded in an accurate perception of the underlying economic principles and data.

• Mission

- NEED unites the skills and knowledge of a vast network of professional economists to promote understanding of the economics of policy issues in the United States.

• NEED Presentations

- Are **nonpartisan** and intended to reflect the consensus of the economics profession.

2

Who Are We?

- **Honorary Board: 48 members**

- 2 Fed Chairs: Janet Yellen, Ben Bernanke
- 6 Chairs Council of Economic Advisers
 - o Furman (D), Rosen (R), Bernanke (R), Yellen (D), Tyson (D), Goolsbee (D)
- 3 Nobel Prize Winners
 - o Akerlof, Smith, Maskin

- **Delegates: 500+ members**

- At all levels of academia and some in government service
- All have a Ph.D. in economics
- Crowdsource slide decks
- Give presentations

- **Global Partners: 45 Ph.D. Economists**

- Aid in slide deck development

3

Available NEED Topics Include:

- **Coronavirus Economics**
- **US Economy**
- **Climate Change**
- **Economic Inequality**
- **Economic Mobility**
- **Trade and Globalization**
- **Trade Wars**
- **Immigration Economics**
- **Housing Policy**
- **Federal Budgets**
- **Federal Debt**
- **2017 Tax Law**
- **Autonomous Vehicles**
- **US Social Policy**

4

Credits and Disclaimer

- **This slide deck was authored by:**

- Jon D. Haveman, NEED
- Scott Baier, Clemson University
- Geoffrey Woglom, Amherst College (Emeritus)

- **Disclaimer**

- NEED presentations are designed to be nonpartisan.
- It is, however, inevitable that the presenter will be asked for and will provide their own views.
- Such views are those of the presenter and not necessarily those of the National Economic Education Delegation (NEED).



5

Outline

- **What is this?**
- **Evidence of Impact**
- **Government Policy**
- **What to expect going forward**



6

What is this?

- **A natural disaster – with important twists:**
 - Global
 - Duration is unpredictable
 - Economic toll is enormous and potentially durable
- **A health crisis that spilled over onto the economy.**
 - A perfect storm of economic difficulty
 - o Supply side
 - o Demand side
 - o Financial
 - Without a culprit

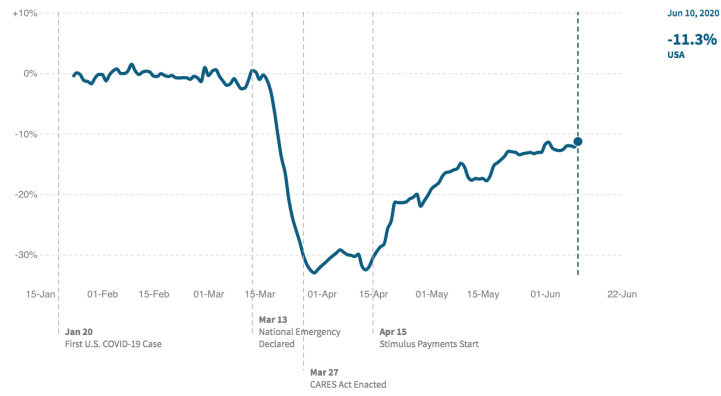
7

Spending is on the Rise

OPPORTUNITY INDICATORS ECONOMIC TRACKER HARVARD BUSINESS SCHOOL BILL & MELINDA GATES FOUNDATION

Percent Change in All Consumer Spending*

In the United States, as of June 10 2020, total spending by all consumers decreased by **11.3%** compared to January 2020.

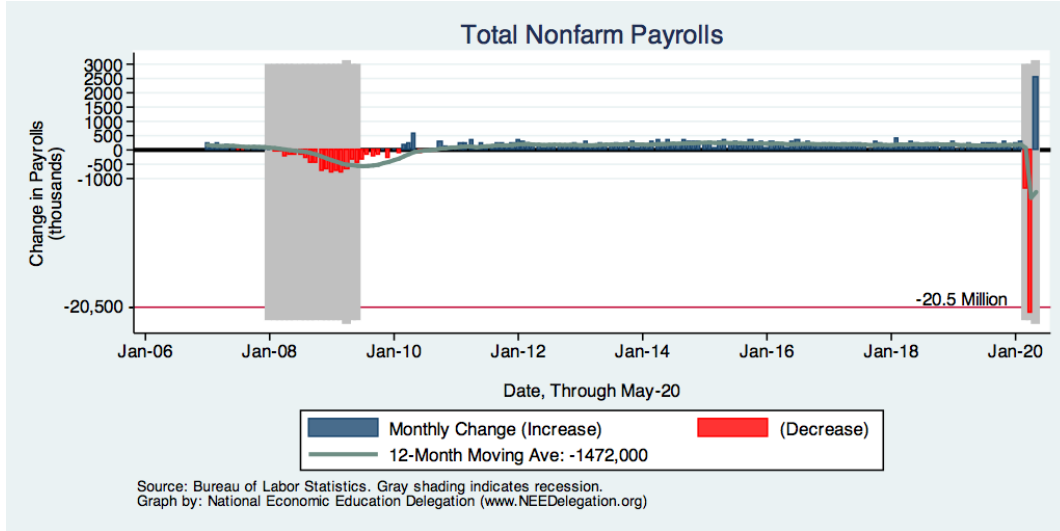


*Change in average consumer credit and debit card spending, indexed to January 4-31 2020 and seasonally adjusted. This series is based on data from Affinity Solutions.
 last updated: June 27, 2020 next update expected: June 23, 2020

visit tracktherecovery.org to explore

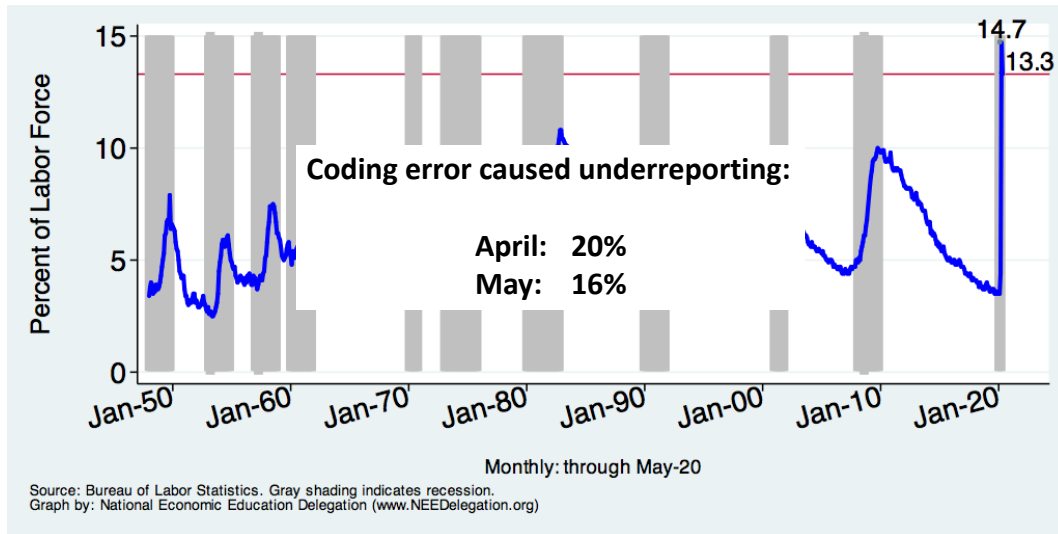
8

Monthly Changes in Nonfarm Employment



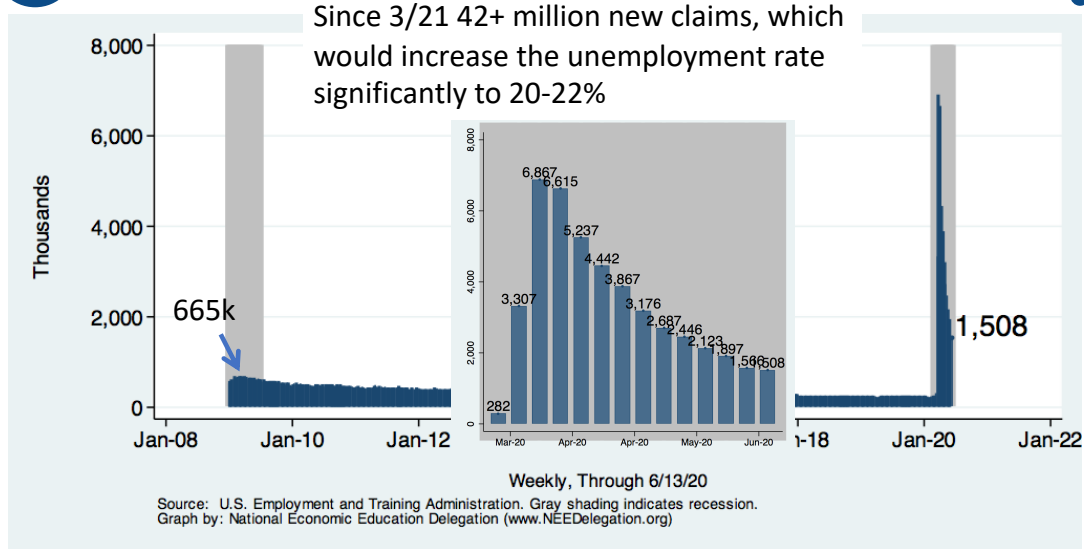
9

Unemployment Rate



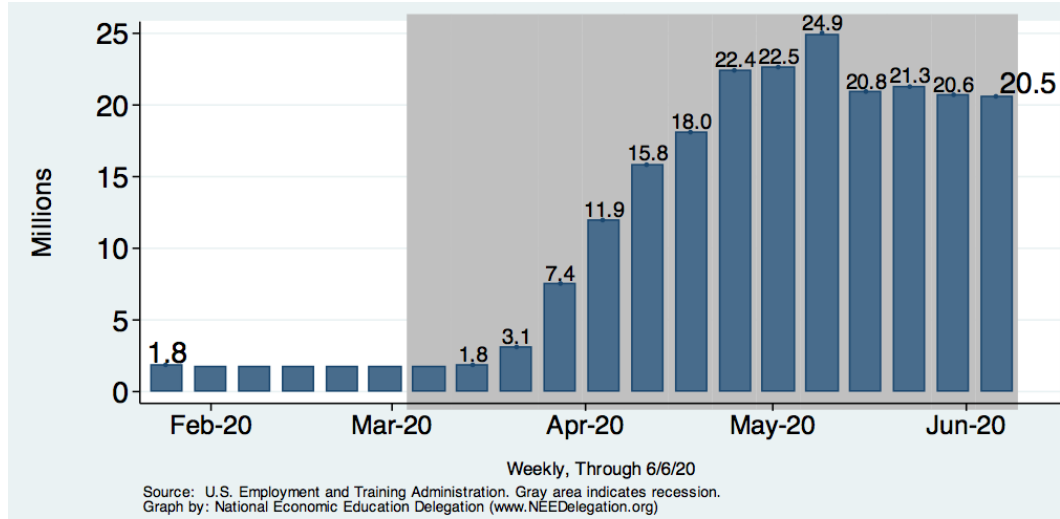
10

Weekly New Unemployment Claims



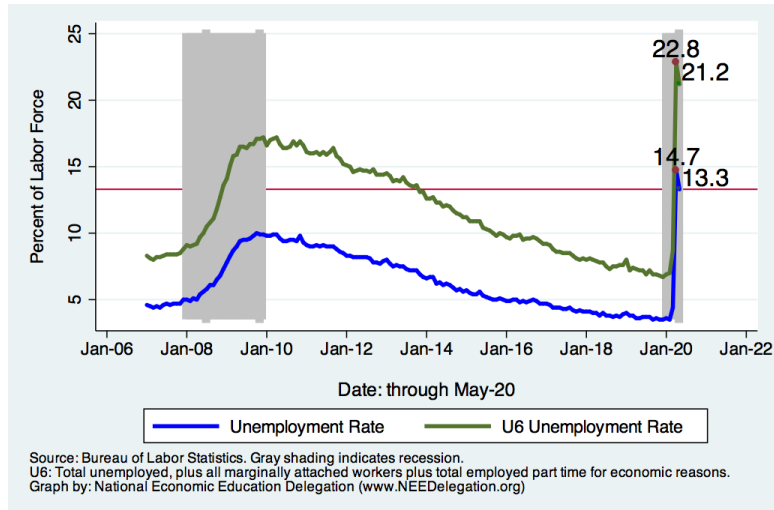
11

Continuing Unemployment Claims



12

Unemployment Rate



13

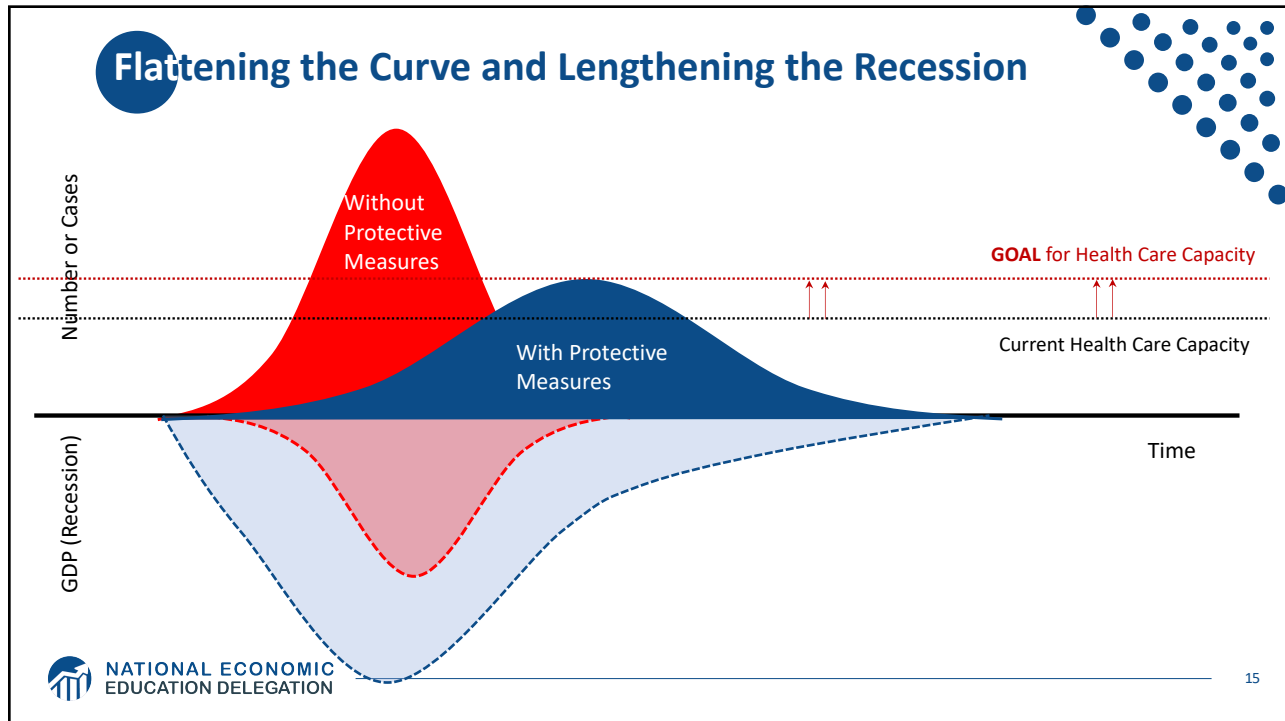
Process for Dealing with a Natural Disaster

- **Mitigation of effects**
 - Social Policy: SIP/Social Distancing
- **Tend to the vulnerable**
 - Fiscal Policy
- **Shore up structures**
 - Fiscal and Monetary
- **Rebuild**
 - Stimulus

There are corrolaries in this crisis.



14



15

BOTE Cost Benefit Analysis

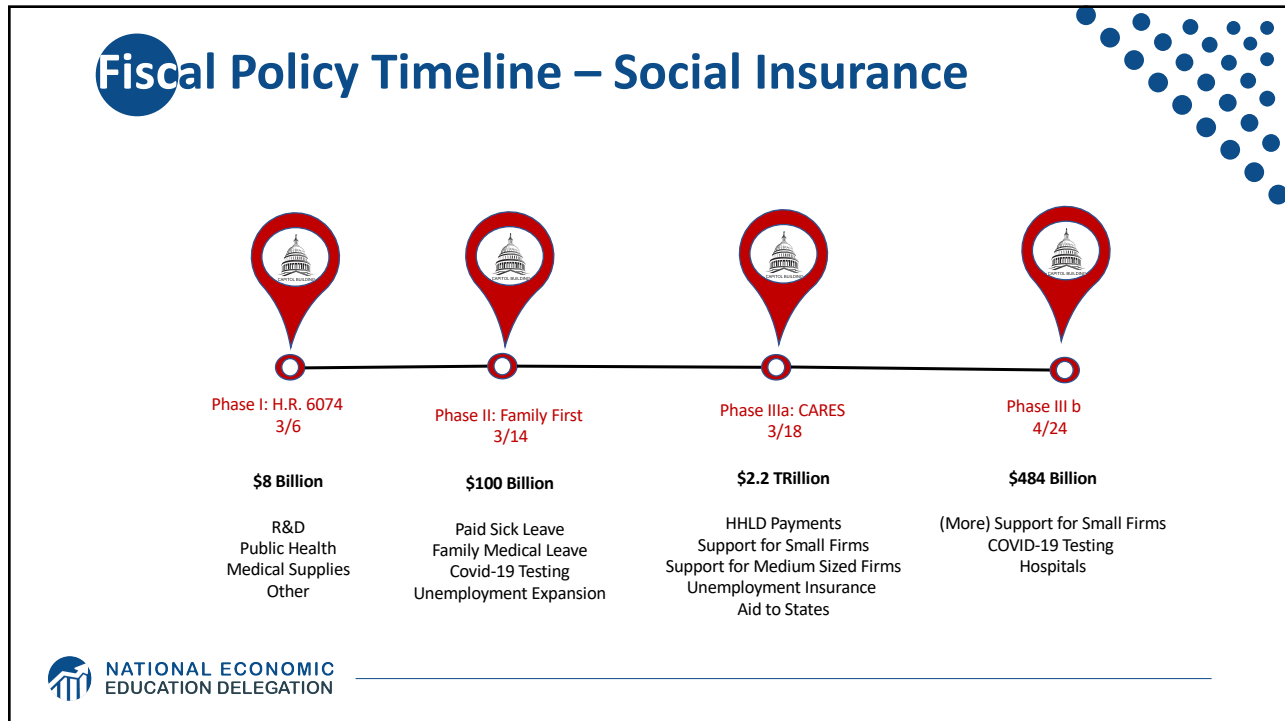
BOTE: Back Of The Envelope

- **BENEFITS of social distancing:**
 - \$7 million/life and 600,000 lives saved (\$4.2 trillion)
 - Long term health issues avoided: 2 million at \$500,000 (\$1 trillion)
 - **Total Benefit of Social Distancing: \$5.2 Trillion**
- **COSTS of “Shelter in Place” or “Lockdown”**
 - There are about 70+ workdays in a quarter (plus March).
 - **The cost of a “lockdown” is roughly \$1.3 Trillion**

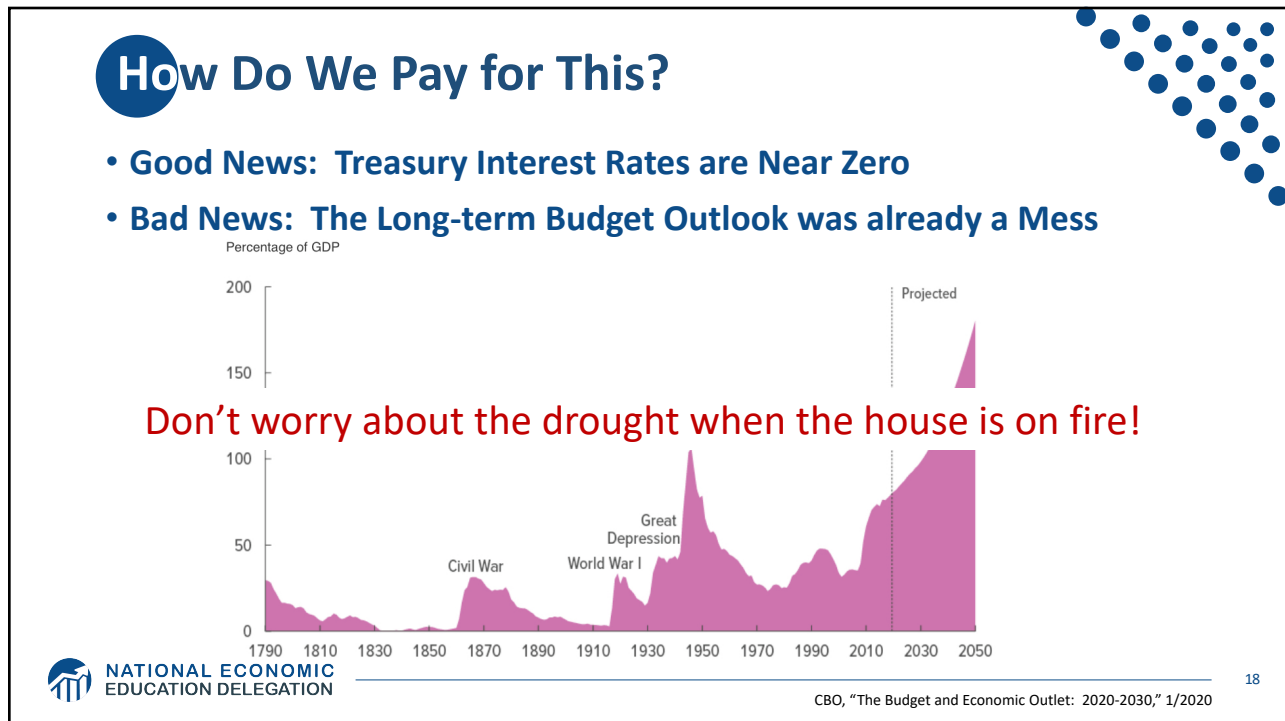
Benefit: \$5.2 trillion > Cost: \$1.3 trillion

NATIONAL ECONOMIC EDUCATION DELEGATION <https://twitter.com/BetseyStevenson/status/1242180499566669828> 16

16



17



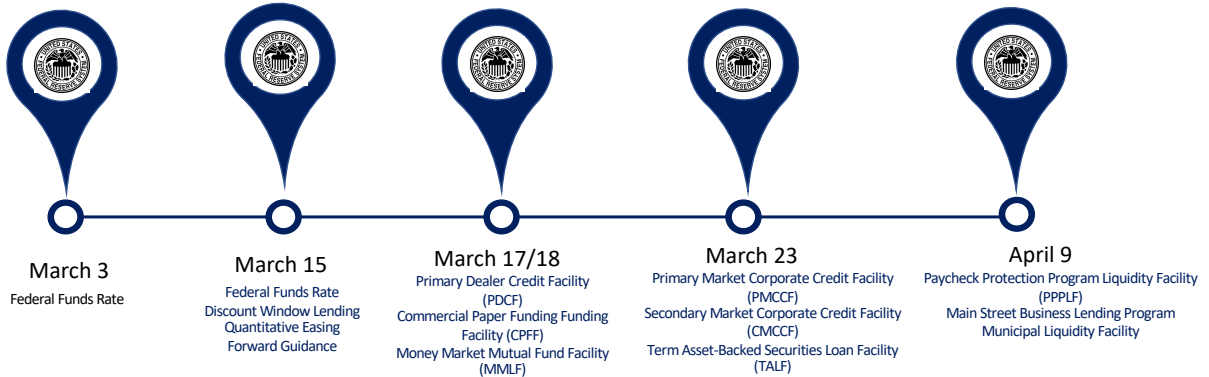
18

Monetary Policy – Federal Reserve

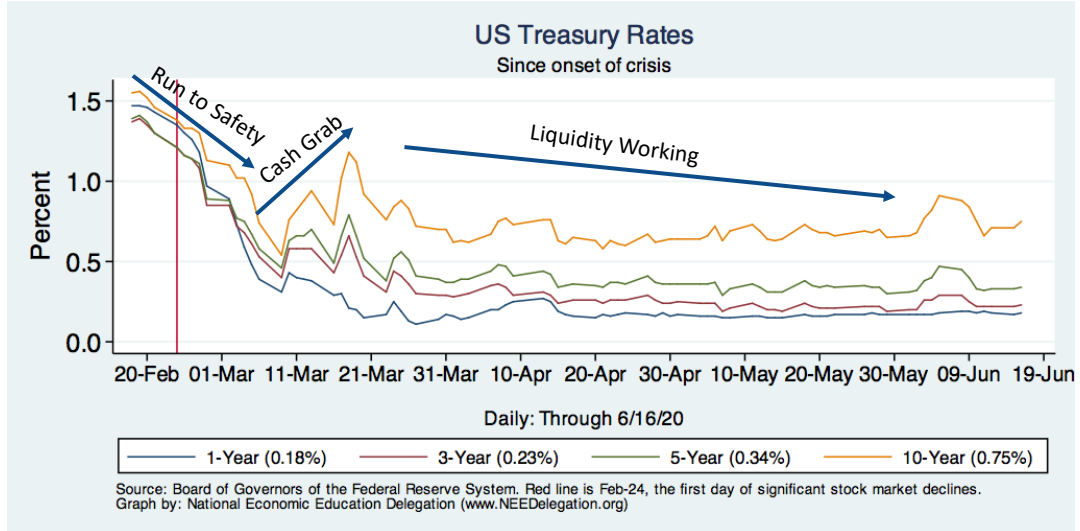
- **Two primary objectives**
 - Stabilize the economy
 - Maintain liquidity of the system

- **Actions in three forms:**
 - Traditional interest rate stimulus
 - Inject cash into the system
 - Shore up existing debt and structures

Federal Reserve Timeline



US Treasury Rates: A Safe Haven?



NATIONAL ECONOMIC
EDUCATION DELEGATION

21

21

Thoughts on Policies to Date

- **Costs are enormous, but we are doing the right thing!**
 - And we are doing it **VERY QUICKLY!**
- **Monetary policy: Heroic! A+**
- **Fiscal policy grade: Emergency Pass**
 - Direct cash payments
 - Are they really getting into the hands of those most in need?
 - Corporate or otherwise?
 - Right strategy to maintain employee-employer ties?
 - What about states and local governments?



NATIONAL ECONOMIC
EDUCATION DELEGATION

22

22

Projected State Budget Shortfall Unprecedented

FIGURE 1

COVID-19 State Budget Shortfalls Could Be Largest on Record

Total state budget shortfall in each fiscal year, in billions of 2020 dollars



CA: \$54B Budget Shortfall?

* Estimated based on CBPP calculations
 Source: Pre 2014: CBPP survey; 2020 and following: CBPP calculations

CENTER ON BUDGET AND POLICY PRIORITIES | CBPP.ORG

23

Coronavirus and Inequality

- **Racial inequities**
- **Telecommuting**
- **Primarily low wage jobs are at risk**
- **Resources to weather the storm**
- **Educational inequities**

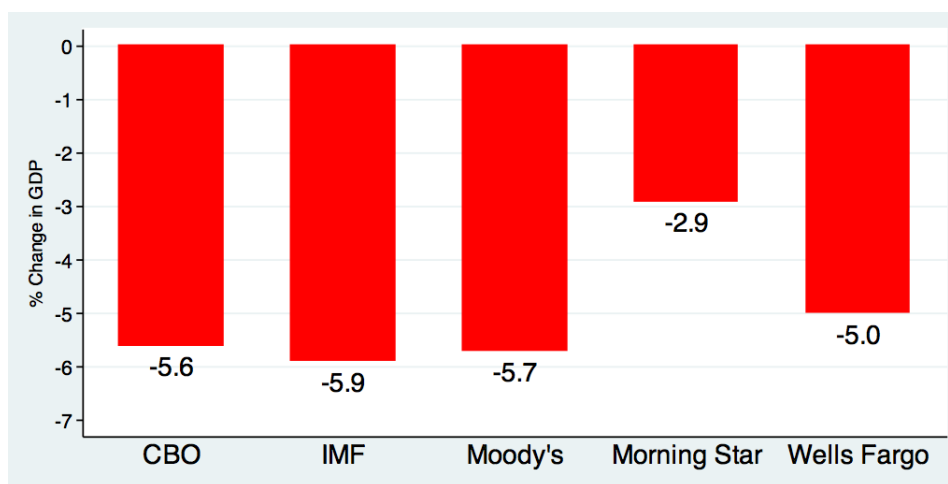
24

What does the future bring?

- **Depends on ties between employers and employees.**
- **Further government policy**
 - Aid to state and local governments.
 - More aid to the vulnerable.
 - Ultimately stimulus – but when?
- **Structural changes to the economy?**
 - More telecommuting & telehealth.
 - More rapid adoption of technology.
 - The way we buy things.
- **A potentially dangerous reopening.**
 - Deaths, loss of public trust, costs to businesses.

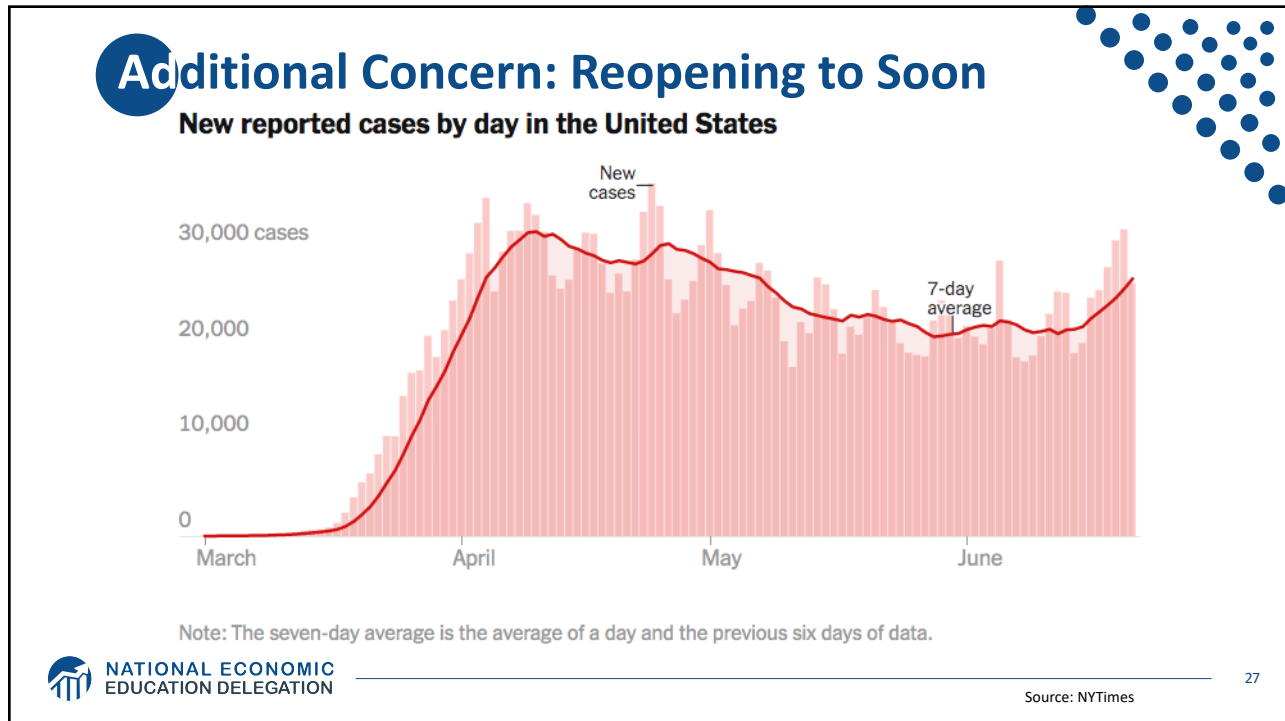
25

GDP Growth Projections for 2020

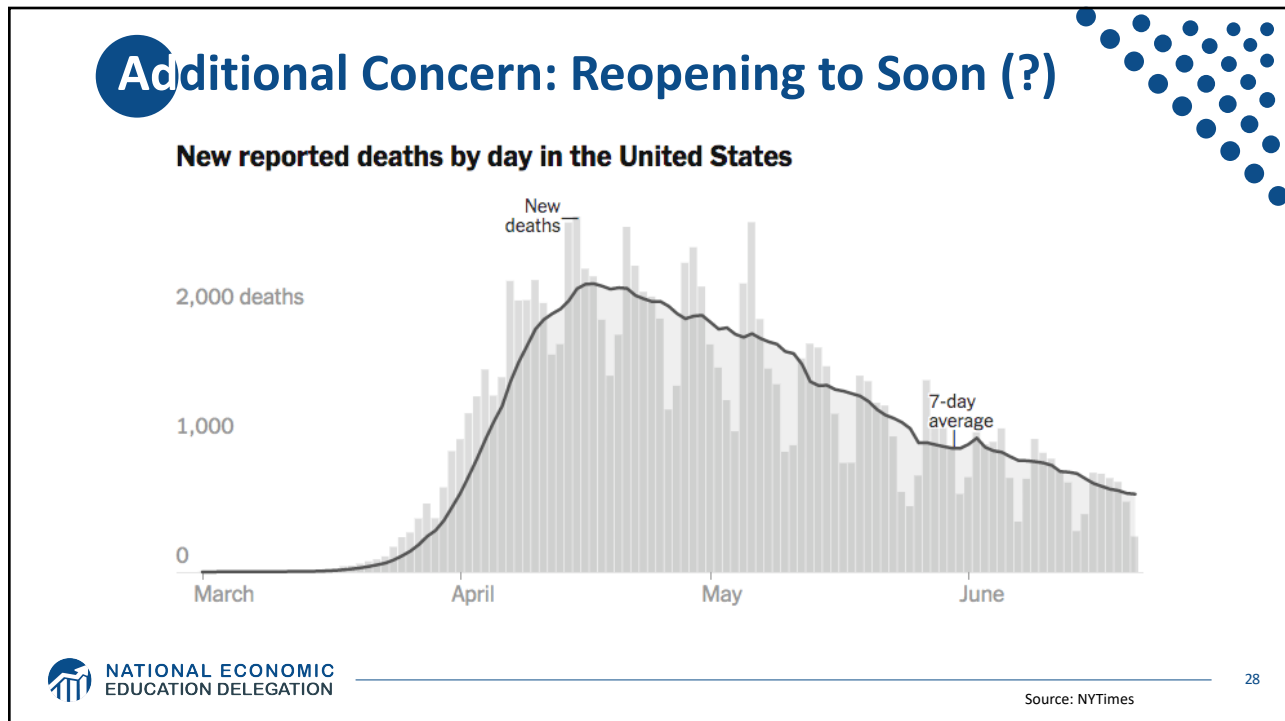


Most forecasts predict
GDP growth will be
between 4.0% to 5.0%
In 2021

26

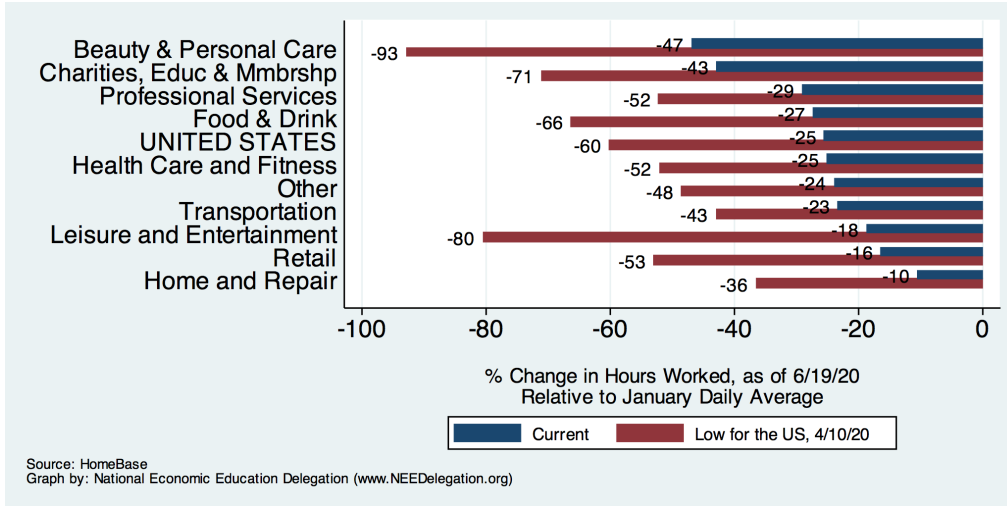


27



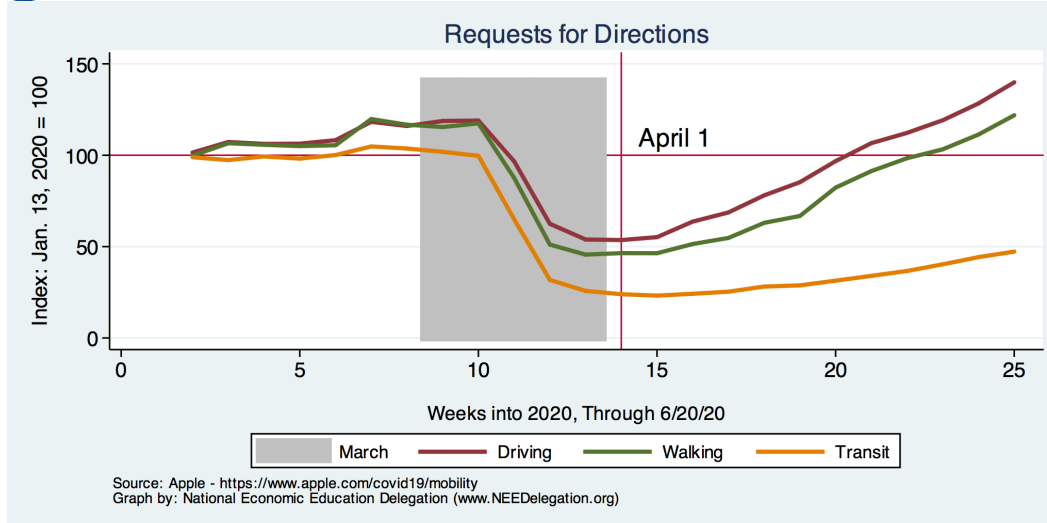
28

Change in Hours Worked: Small Businesses



29

Apple Mobility Trends



30

It's Not This Simple

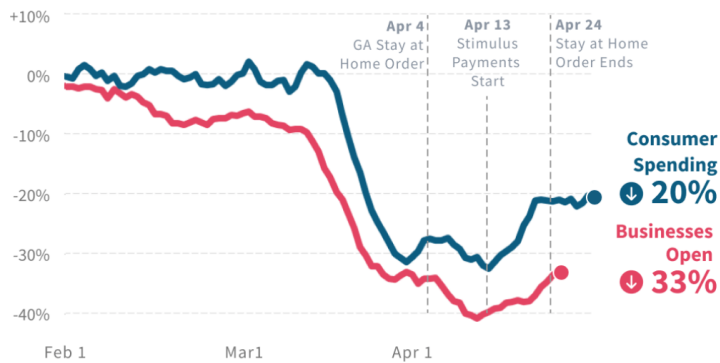


31

Opening Back Up

Georgia Reopens But Wallets Don't

In Georgia, spending fell and many small businesses closed before the official "stay-at-home" order. The arrival of stimulus payments increased spending by 11 percentage points, but little has changed now that the "stay-at-home" order is lifted.



32

Conclusion

- **COVID-19 is health crisis that has macroeconomic implications.**
 - With enormous built-in inequities.
- **GDP will likely contract between 5.0 and 6.0 percent this year.**
 - Positive growth will likely return in 2021
- **Reopening too soon will derail these projections.**
 - And will impose enormous costs: life and economy.
- **What comes next from an economic perspective?**
 - Uncharted territory.
 - Data are likely to vacillate between good and bad.

33

Thank you!

Any Questions?

www.NEEDelegation.org

Jon D. Haveman

Jon@NEEDelegation.org

Contact NEED: info@NEEDelegation.org

Submit a testimonial: www.NEEDelegation.org/testimonials.php

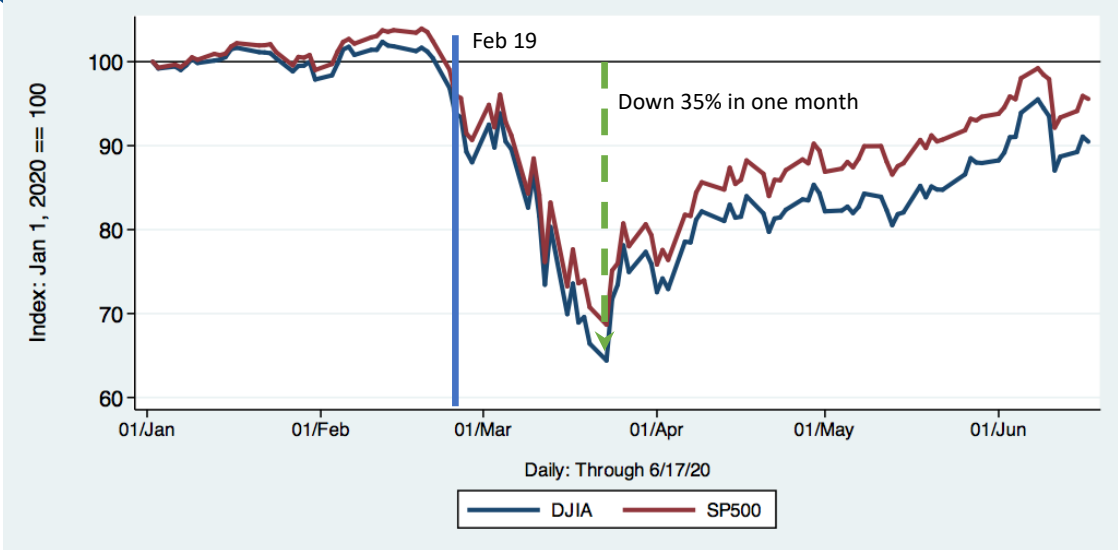
Become a Friend of NEED: www.NEEDelegation.org/friend.php

34

Bonus Slides

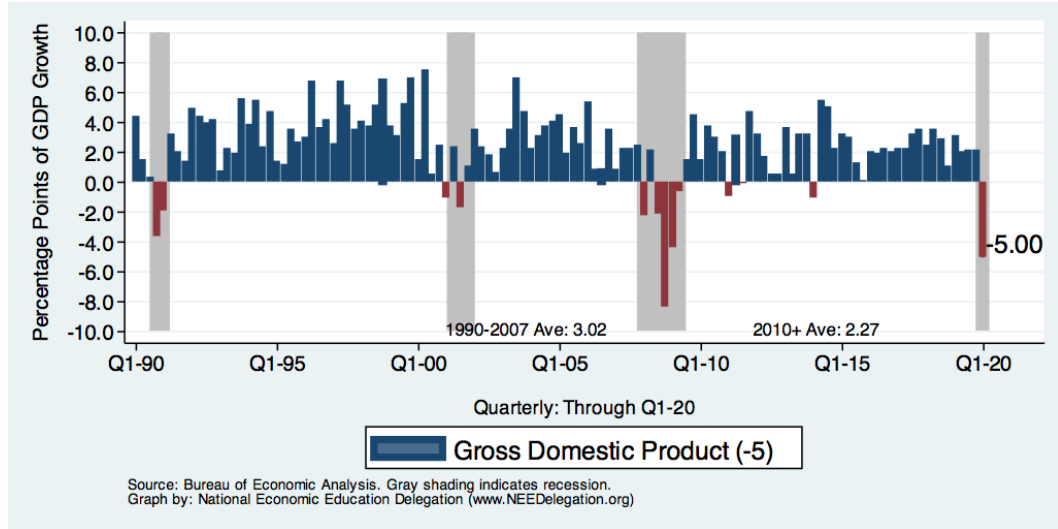
35

DJIA and S&P 500



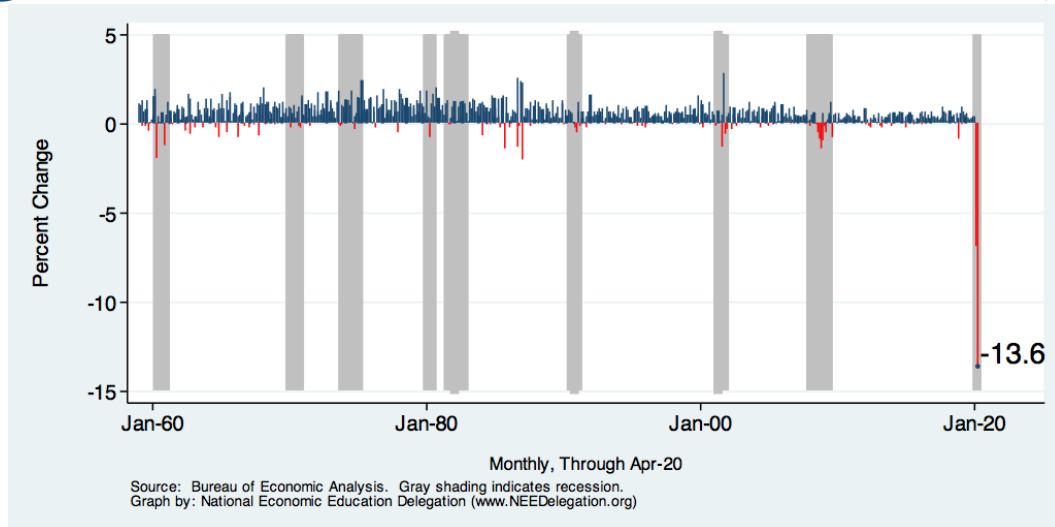
36

Gross Domestic Product



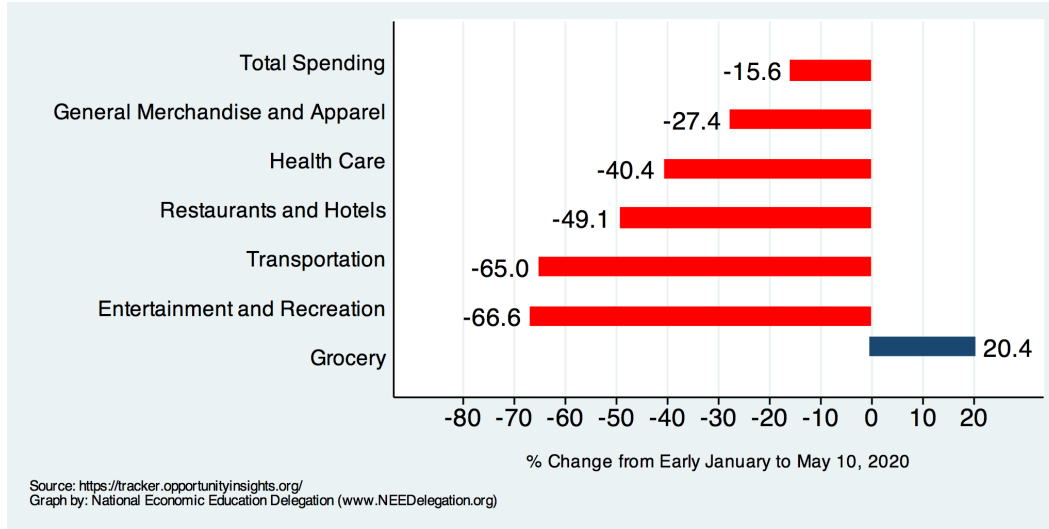
37

Personal Consumption Expenditures



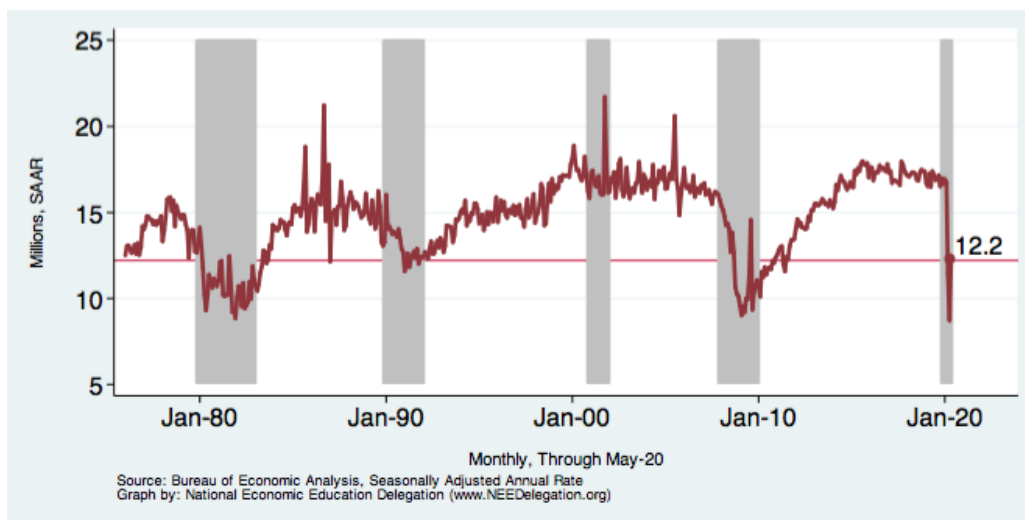
38

Plunge in Consumer Spending



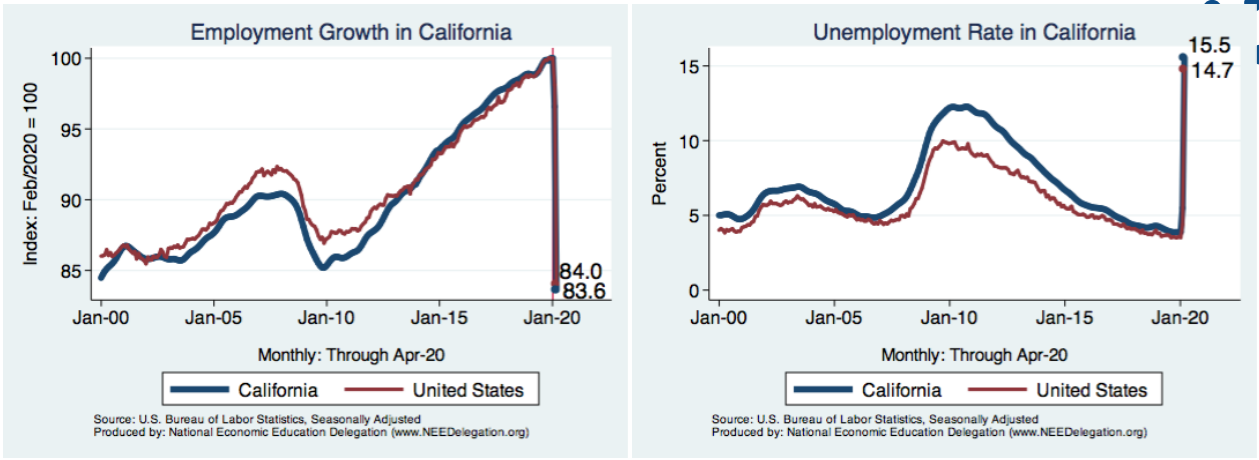
39

Automobile and Light Truck Sales



40

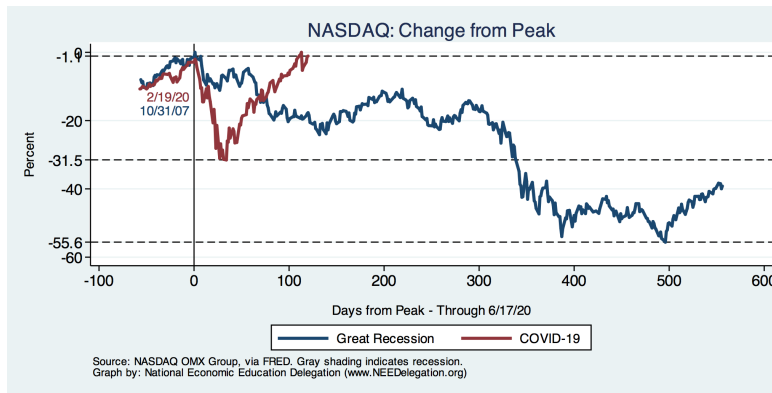
Employment in California



41

Thoughts on Policies to Date

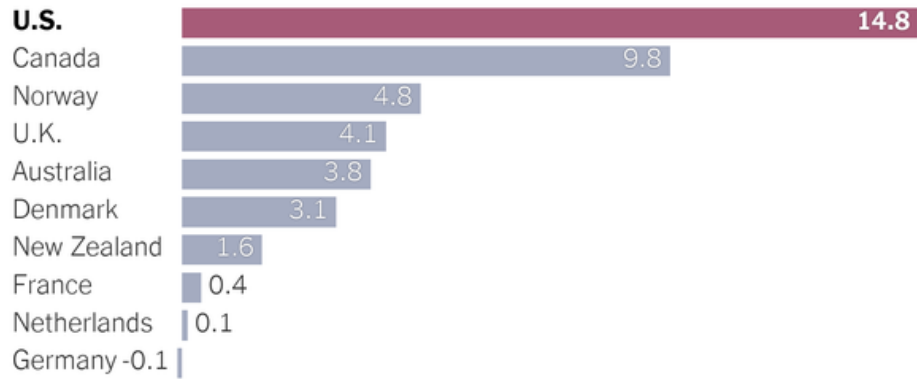
- **Costs are enormous, but we are doing the right thing!**
 - And we are doing it **VERY QUICKLY!**



42

Other Countries Are Doing it Better

Unemployment claims as share of the labor force

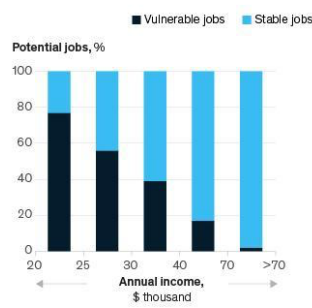
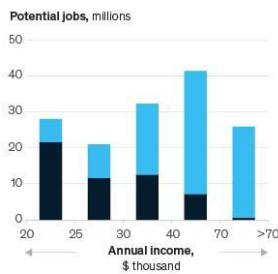


By The New York Times | Source: Brookings

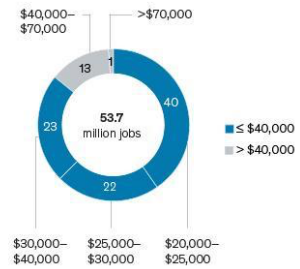
43

Eighty-six percent of vulnerable jobs paid less than \$40,000 a year.

Level of job vulnerability, by income band

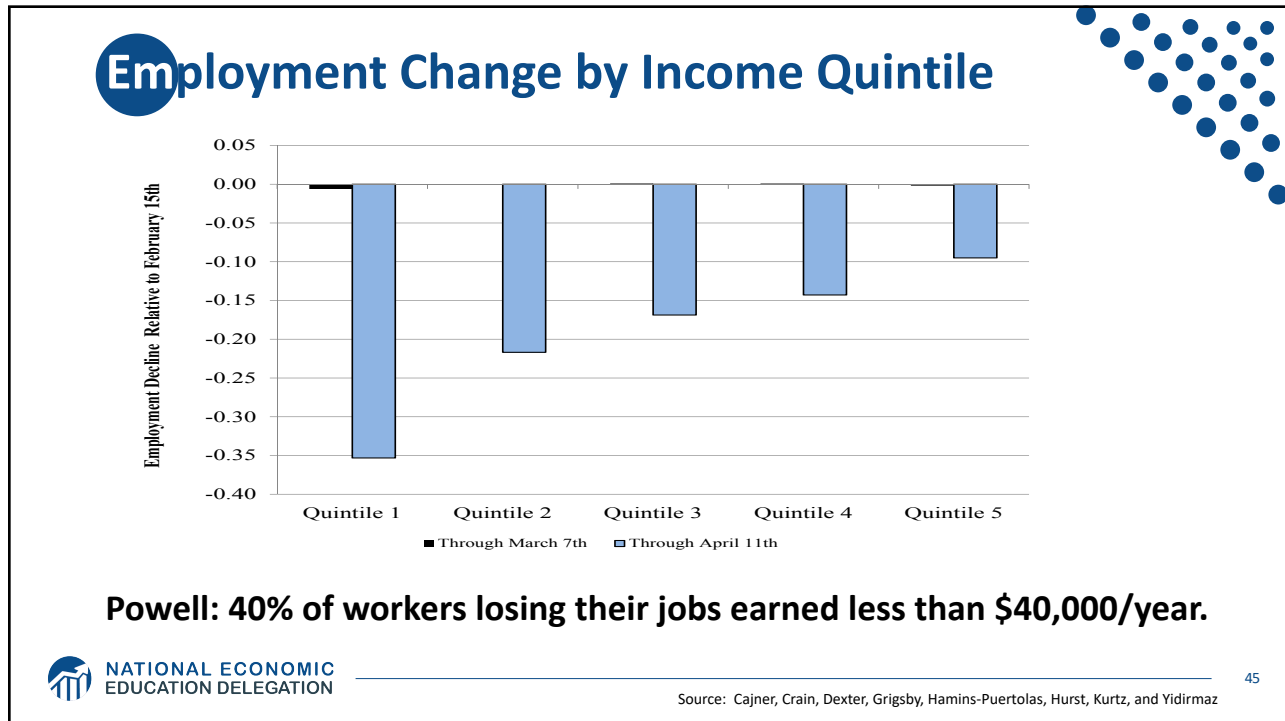


Vulnerable jobs by annual income band¹ %

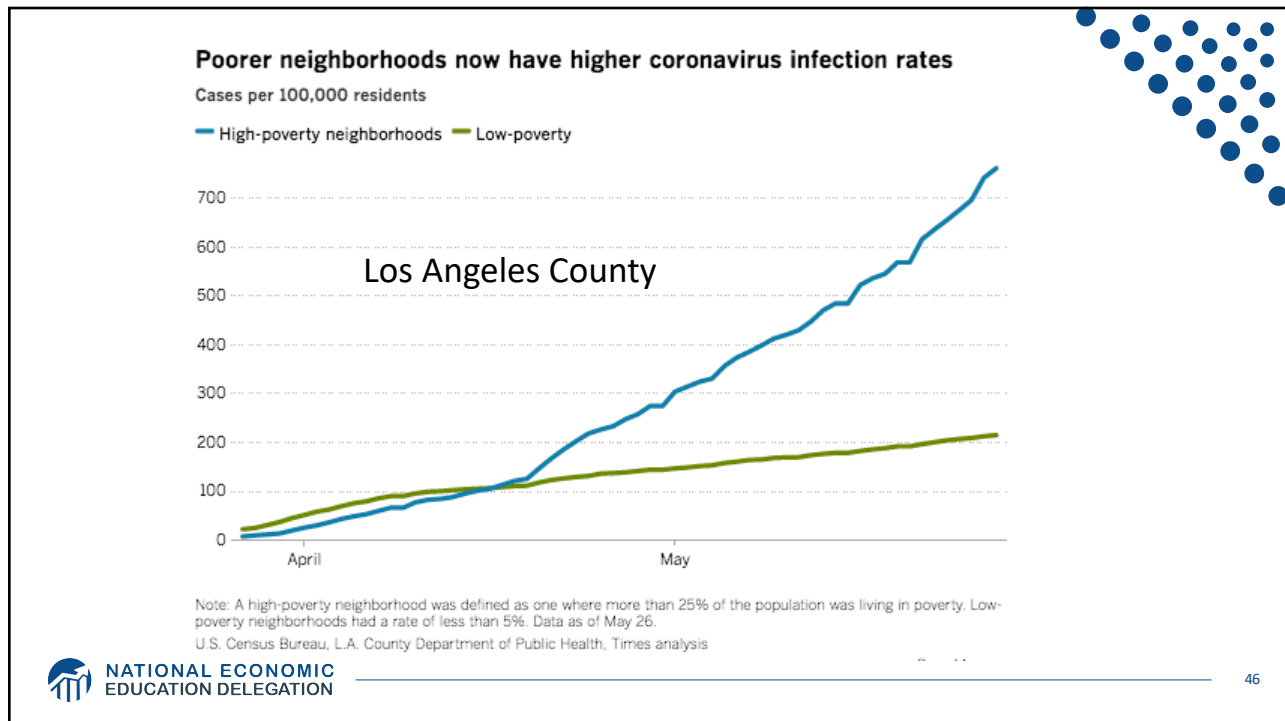


Note: Data may not sum to 100, because of rounding.
¹Vulnerable jobs are subject to furloughs, layoffs, or being rendered unproductive (for example, workers kept on payroll but not working) during periods of high physical distancing.
 Source: LaborCube; McKinsey Global Institute analysis

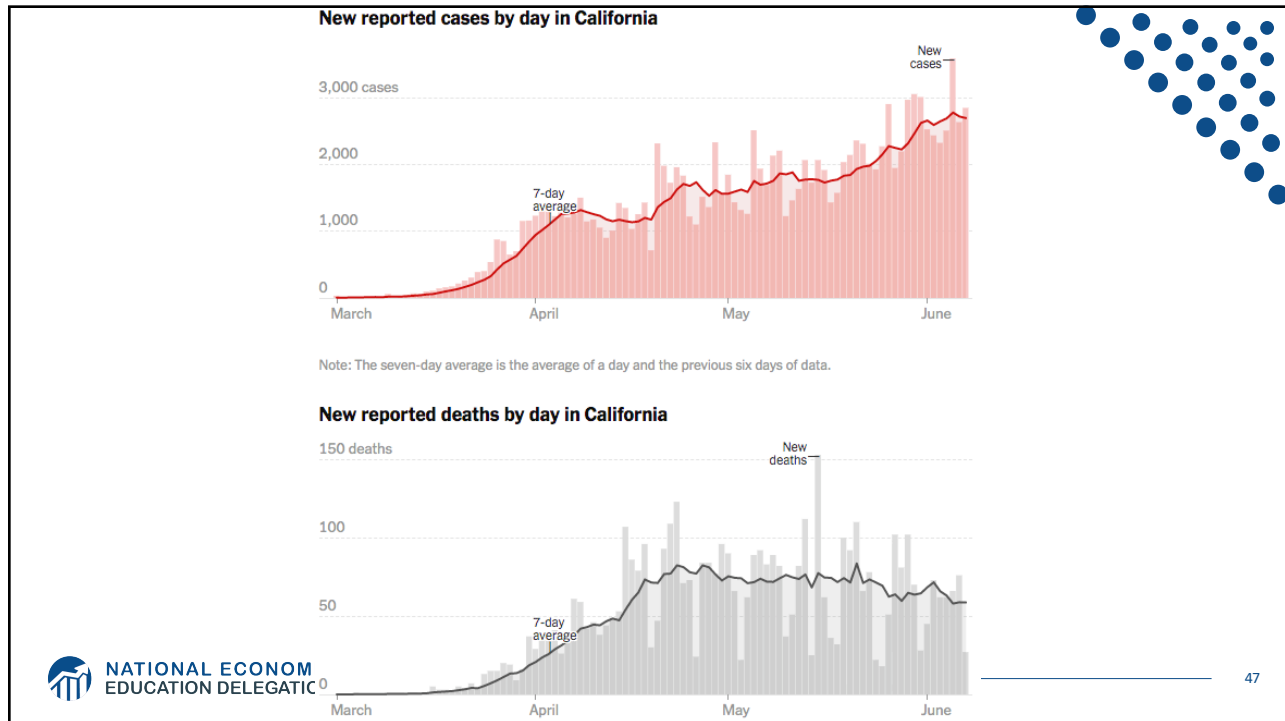
44



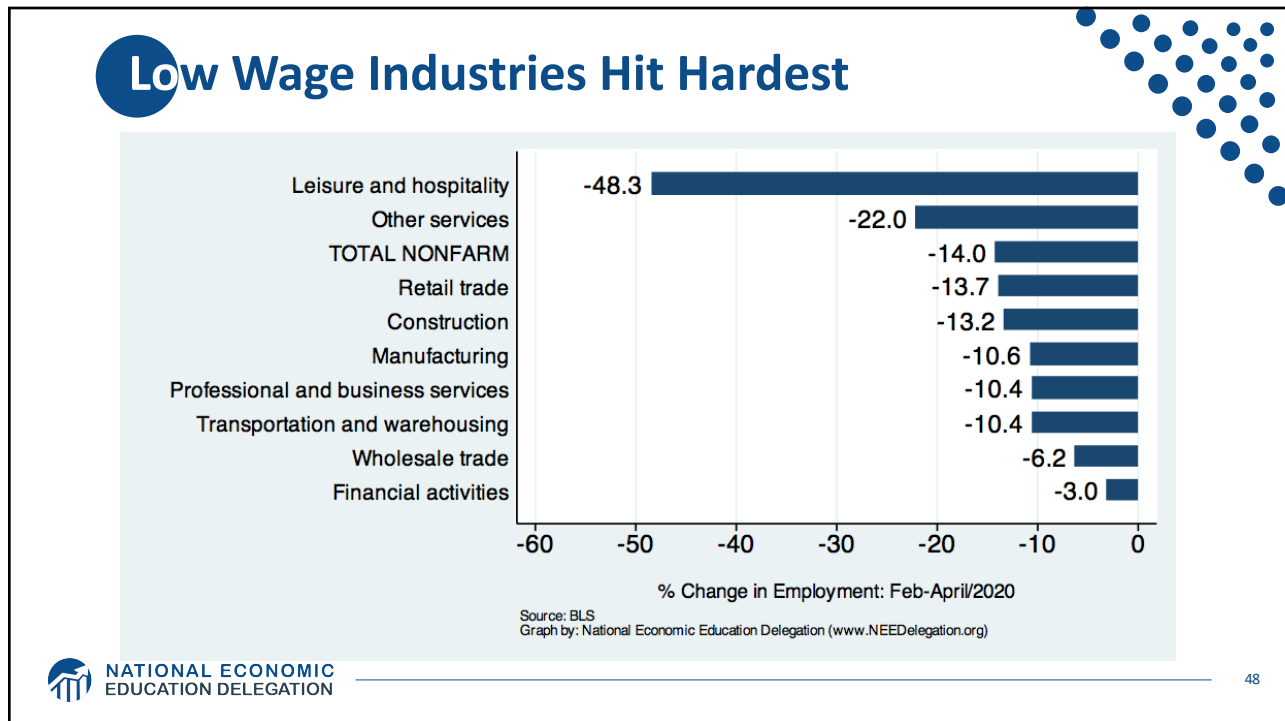
45



46

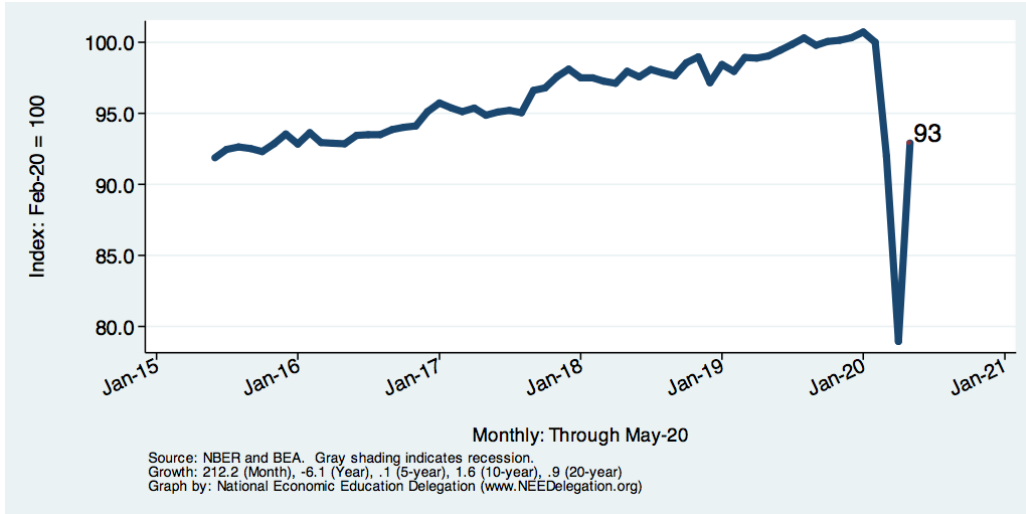


47

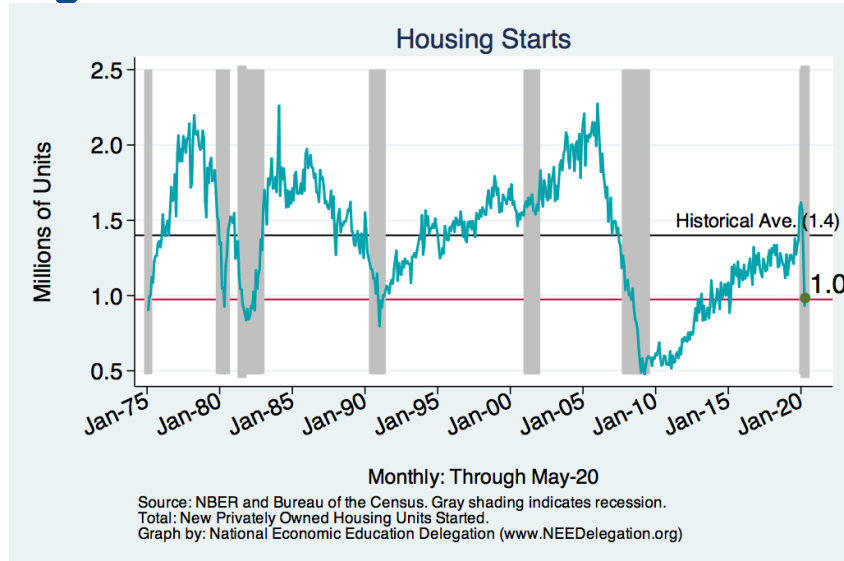


48

Retail Sales

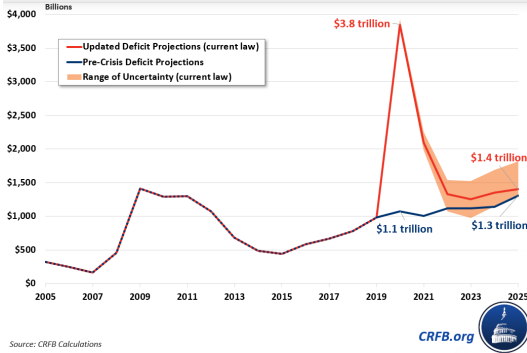


Housing Starts Plummet: Down 25% in March



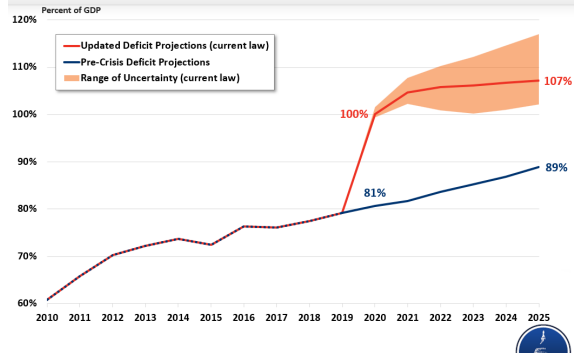
Federal Budget Implications

Federal Deficit Will Reach Record Levels



Deficit may be nearly 20% of GDP

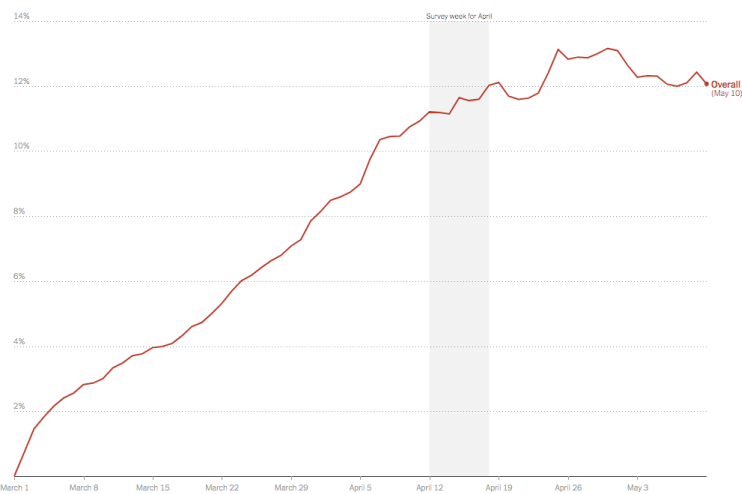
Debt Will Equal Size of Economy This Year



Debt will likely equal GDP this year

Job Losses Appear to be Slowing

March and April were devastating, but May seems to be flattening
Percent of workers newly nonemployed since March 1, 14-day rolling average



Change in Hours Worked: Small Businesses



53

Employment: The Word of the Month



“Job losses of this scale are **unprecedented**. The total number of job losses for the month of April alone was more than double the total jobs lost during the Great Recession,” said Ahu Yildirmaz, co-head of the ADP Research Institute.

Biggest % Losses at Smallest Firms:
SM: 21.5%; MID: 17.4%; LG: 13.4%

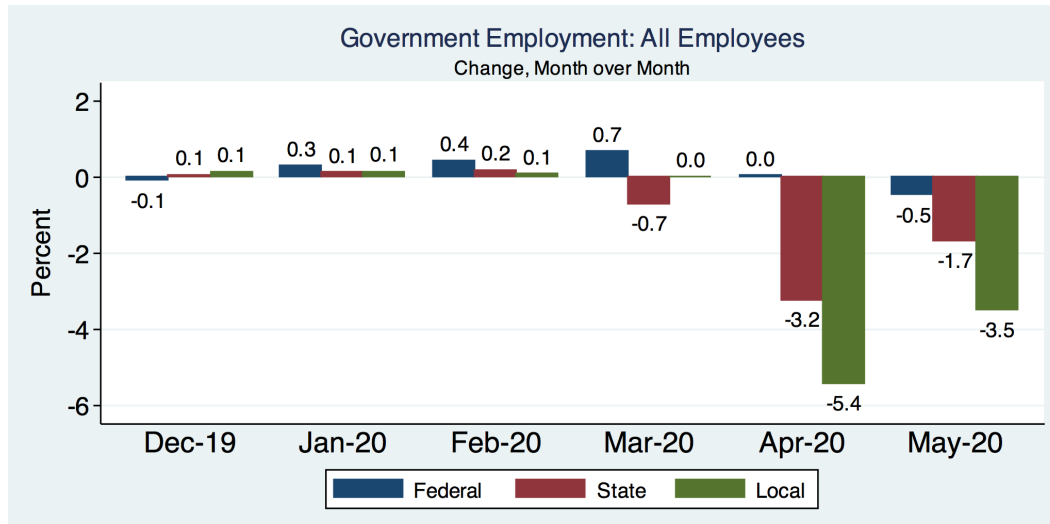
54

Many Policy Alternatives

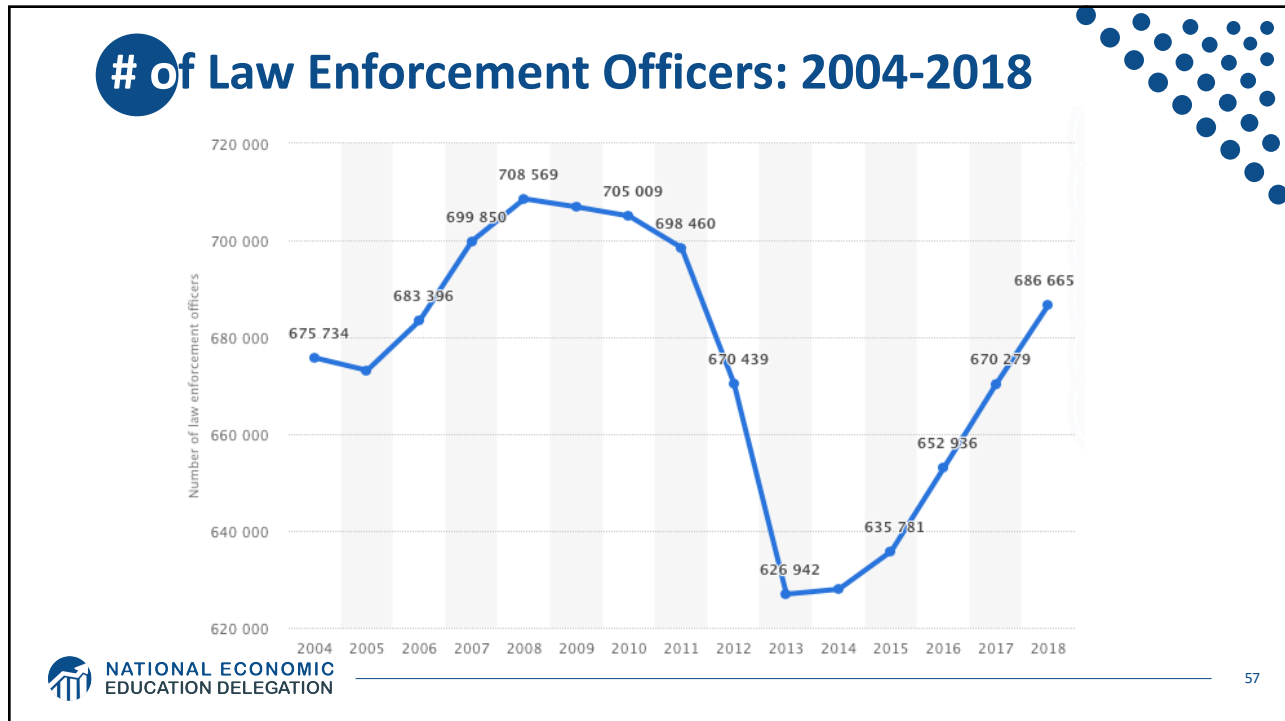
- **Denmark: Pay (discounted) salaries**
 - Keeps employees “on the job”.
- **Temporary UBI**
 - \$2k/adult for 6 months - \$3.6T
 - Grant if can prove need, otherwise a loan. Grants = \$240B
- **Payroll Tax Cut**
 - No. Designed to get people back to work. Not yet.
- **Excess revenue tax**
 - 10% or more above normal, taxed at high rate. (Amazon, Zoom)
- **Many others...**

55

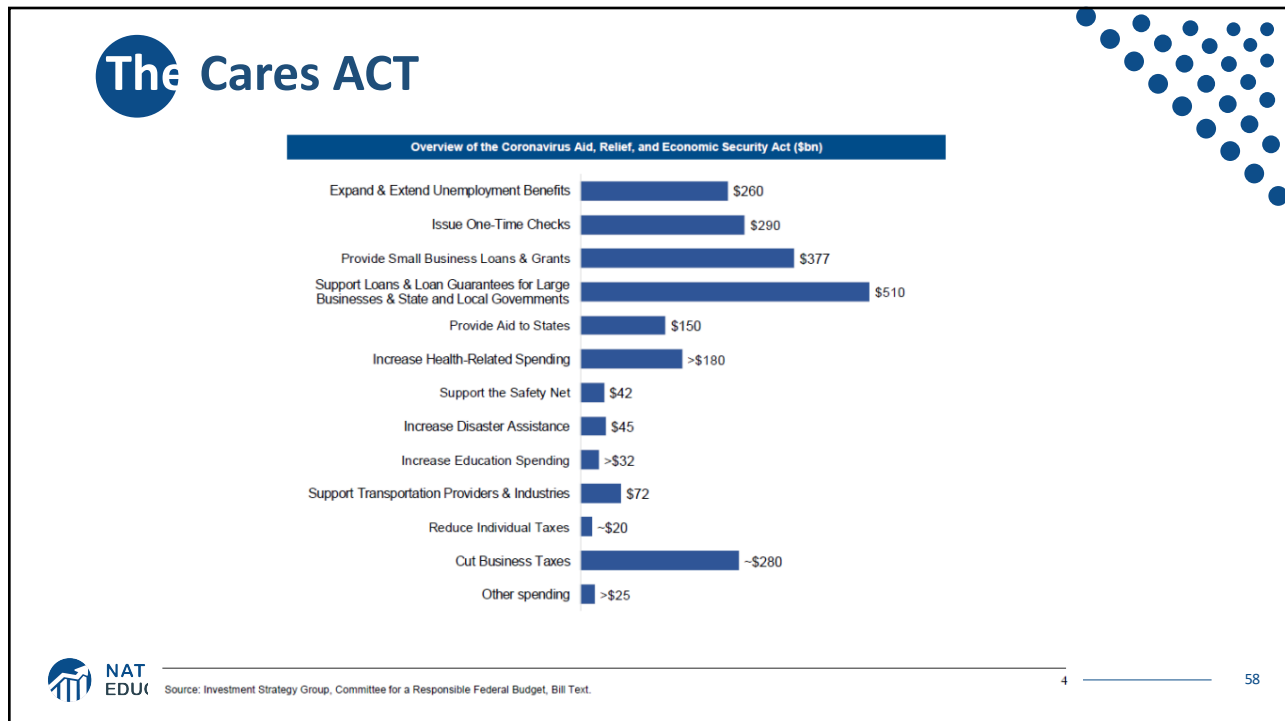
State & Local Gov'ts Are Tightening



56



57



58

Aid to Households

Payments to Individuals		
\$269bn (1.3% of GDP)		
Eligibility	Program	Terms & Process
<ul style="list-style-type: none"> - Taxpayers with incomes up to \$99,000 (or \$198,000 joint) based on 2019 tax return (2018 if not available) 	<ul style="list-style-type: none"> - Tax rebate of \$1,200 (or \$2,400 for a joint tax return) - Additional \$500 rebate per child 	<ul style="list-style-type: none"> - Rebate phases out gradually for incomes greater than \$75,000 (\$150,000 joint) - Rebates sent "as rapidly as possible" targeted for early April

Increased Unemployment Insurance		
\$250bn (1.2% of GDP)		
Eligibility	Program	Terms & Process
<ul style="list-style-type: none"> - Individuals qualifying for standard unemployment compensation - Individuals not previously qualifying for unemployment compensation, such as contractors and the self-employed 	<ul style="list-style-type: none"> - Provides standard unemployment compensation (roughly 50%) for 39 weeks, vs standard 26 weeks - Additional \$600 pay per week through July 31 (4 months), even if unemployment compensation exceeds previous wage level 	<ul style="list-style-type: none"> - Pay is immediate, vs. standard one-week waiting period



Aid to Small Businesses

Small Business Loans & Payroll Subsidies		
\$377bn (1.8% of GDP)		
Eligibility	Program	Terms & Process
<ul style="list-style-type: none"> - Small businesses < 500 employees (< 500 per physical location for accomm. and food services sector) - Sole proprietors, contractors, self-employed individuals - Businesses operational, with employees on payroll, on Feb. 15 	<ul style="list-style-type: none"> - Small business obtains loan for 2.5x monthly payroll, up to \$10 million - Loan forgiven when used for employee pay, rent or mortgage interest, and utility payments 	<ul style="list-style-type: none"> - Business eligible if operational and having employees on Feb 15 (repayment ability not considered) - Amount forgiven prorated to account for layoffs and pay decreases - Government guarantee at 100% rate (vs. 75% for traditional SBA loans) - Banks earn fee up to 5% for originating loan - Payments deferred up to 1 year - Banks hold loans on balance sheet with zero risk rating



Aid to Airlines

Relief for Specific Distressed Sectors		
\$46bn (0.2% of GDP)		
Eligibility	Program	Terms & Process
- Airlines, air cargo, and national security/aerospace sectors	<ul style="list-style-type: none"> - Direct lending: airlines (\$25bn), air cargo (\$4bn), and national security/aerospace (\$17bn) - Grants to pay wages, salaries and benefits: airlines (\$25bn), air cargo (\$4bn), airline contractors (\$3bn) 	<ul style="list-style-type: none"> - Alternative financing not available - Short loan duration, < 5 years - Stock buybacks and dividend payments prohibited until 1 year after date of loan repayment - Exec comp restrictions - Must retain 90% of employment level as of March 24 - Majority of employees must be based in US

Aid to Business

Tax Deferral and Tax Cuts		
\$668bn (3.2% of GDP) in 2020; \$286bn (1.4% of GDP) over 10 yrs		
Policy	Description	Amount
NOL carryback	Carry back losses 5 years to offset profits from prior years	\$89bn (0.4% of GDP)
Modify pass-through loss limitation	Eases the limitation on pass-through loss, so they can use excess losses to generate refunds	\$140bn (0.7% of GDP)
Employee retention credit	Payroll tax credit equal to 50% of wages paid by employers through Dec. 31, 2020, whose businesses were shut down or revenues declined by 50% vs. the same quarter the prior year.	\$55bn (0.3% of GDP)
Payroll tax delay	Delays payment of 2020 payroll taxes, with half due by 12/31/2021 and half due 12/31/2022	\$350bn (1.7% of GDP) benefit in 2020, repaid in 2021/2022
Interest deductibility	Increase deductibility of interest from 30% to 50% of EBITDA for 2020	\$13bn (0.06% of GDP)

ESF & Federal Reserve Corporate and Municipal Credit Facility		
\$454bn (2.2% of GDP)		
Eligibility	Program	Terms & Process
<ul style="list-style-type: none"> - Corporate sector - State / municipal sector 	<ul style="list-style-type: none"> - Lend directly or purchase debt from issuer - Purchase debt in the secondary market - Treasury endeavors to implement 13(3) facility targeted at nonprofits and businesses between 500-10k employees. 	<ul style="list-style-type: none"> - Requires loan collateralization, taxpayer protection, borrower solvency - Buybacks, dividends, executive compensation restricted for the life of the loan and one year following; - Treasury may waive these requirements if necessary - Congressional oversight

PPP Loan Major Recipients By Industry

Industry	Amount (Billions)	Percent of Loans
Construction	\$44.9	13.1
Professional, Technical and Scientific, Services	\$43.3	12.7
Manufacturing	\$40.9	12.0
Health Care and Social Assistance	\$39.9	11.7
Accommodation and Food Service	\$30.5	8.9
Retail Trade	\$29.4	8.6
Wholesale Trade	\$19.5	5.7

These seven (7) industries account for nearly 75% of the PPP loans

63

SBLA Distribution

Firm Size	Distribution of PPP Eligible Firms		PPP Loan Size (est)
	Percent of Firms	Percent of Employment	
under 5	61.9%	9.8%	\$16,985
5 to 9	16.9%	11.0%	\$57,239
10 to 19	10.6%	14.0%	\$121,470
20 to 99	9.1%	35.3%	\$387,137
100 to 499	1.5%	29.9%	\$2,248,253

But Is It Enough? Loans: are for 8 weeks

64

Aid to States

Federal Spending & Aid to States			
\$490bn (2.3% of GDP)			
Expenditure	Description	Amount (\$bn)	% of GDP
Aid to States	To offset declining revenues; Allocated by population with minimum \$1.25bn	\$150bn	0.7
Hospitals & medical	Reimbursement to providers and other health expenses	\$130bn	0.6
FEMA	For disaster relief fund to aid states and localities and other operations	\$45bn	0.2
Transportation	Grants to transportation systems and airports	\$35bn	0.2

65

Federal Reserve: Standard Operations

- **Federal Funds Rate:** The Federal Reserve lowered the targeted Federal funds rate on March 3 and again on March 15 moving the targeted Federal Funds rate to zero.
- **Discount Window Lending:** Lowered the interest rate it charges banks to borrow from 1.75% to 0.25%.
- **Reserve Requirement:** Lowered the reserve requirement to zero.
- **Forward Guidance:** Honed during the Great Recession the Fed tries to set market expectations on the time path of interest rates over time.

66

Federal Reserve: Ensure Financial Market Stability

- **In mid-March, Treasury and Mortgage Backed Securities markets began behaving irregularly as the demand for liquidity increased.**
 - **Securities Purchases (Quantitative Easing):** Fed Response: purchase treasuries and mortgage backed securities (3/15).
 - Re-launched the **Primary Dealer Credit Facility (PDCF)** in order “smooth market functioning and facilitate the availability of credit to businesses and households (3/17).
 - Re-instituted the **Money Market Mutual Fund Liquidity Facility (MMLF)** to “assist money market mutual funds in meeting demands for redemptions by households and investors enhancing overall market function and credit provision to the *broader economy*.”
 - Increased liquidity in the **repo market**. The repo market is where firms borrow and lend cash and short-term securities. The Fed was offering \$100 billion in overnight loans and \$20 billion in two-week loans.
 - o The Fed increased the offerings to \$1 trillion (from \$100 bn) in overnight repos, and
 - o \$500 billion in one month **and** three-month repos (from \$20bn 2/wks).



Federal Reserve: Support Corporations and Business

- Created the **Primary Market Corporate Credit Facility (PMCF)** allows the Fed to lend directly to corporations by buying new bond issuances and providing loans (3/17).
- Instituted the **Commercial Paper Funding Facility (CPFF)** the Fed can purchase commercial paper from firms at a given interest rate – effectively, the Fed is lending directly to firms. (3/17)
- **Main Street (Expanded) Loan Facility:** Through the CARES Act these two programs offer four-year loans to US businesses with up to 10,000 employees or revenues less than \$2.5 billion. (4/9)
- **Paycheck Protection Program Facility:** Facilitates loans under the Small Business Administration Paycheck Protection Program



Financial Insecurity Before Coronavirus

- 40% of Americans don't have the cash to pay for a \$400 emergency expense
- 25% have no retirement or pension savings
- Less than 60% can answer at least three basic financial literacy questions correctly.
- 1 in 5 of adults knows someone impacted by the opioid crisis.
- About 25% of borrowers who attended a for-profit college are behind on student loan payments compared with about 10% who attended a public or private college

Home Schooling – The Digital Divide Issue

