



Osher Lifelong Learning Institute, Summer 2022
Contemporary Economic Policy

University of Casper College
Sep-Oct, 2022

Host: Jon Haveman, Ph.D.
National Economic Education Delegation

 NATIONAL ECONOMIC
EDUCATION DELEGATION

1

1



Available NEED Topics Include:

- Healthcare Economics
- Climate Change
- Economic Inequality
- Economic Mobility
- US Social Policy
- Trade and Globalization
- Minimum Wage
- The U.S. Economy
- Immigration Economics
- Housing Policy
- Federal Budgets
- Federal Debt
- Black-White Wealth Gap
- Autonomous Vehicles

 NATIONAL ECONOMIC
EDUCATION DELEGATION

2

2

Course Outline

• Contemporary Economic Policy

- Week 1 (9/2): Economic Update (Geoffrey Woglom, Amherst College)
- Week 2 (9/9): Trade and Globalization (Alan Deardorff, University of Michigan)
- Week 3 (9/16): Climate Change Economics (Sarah Jacobson, Williams College)
- Week 4 (9/23): The Black-White Wealth Gap (Mike Shor, Univ. Connecticut)
- ~~Week 5 (9/30): Autonomous Vehicles (Jon Haveman, NEED)~~
- **Week 6 (10/7): Economic Inequality (Kelley Cullen, E. Washington University)**
- Week 7 (10/14): Autonomous Vehicles (Jon Haveman, NEED)



3

Submitting Questions

- **Please submit questions of clarification in the chat.**
 - I will try to handle them as they come up.
- **We will do a verbal Q&A once the material has been presented.**
- **Slides will be available from the NEED website tomorrow (https://needelegation.org/delivered_presentations.php)**



4

OLLI – Casper College

Driving Change – Autonomous Vehicles’ Big Impact

National Economic Education Delegation

Jon Haveman, Ph.D.

October 14, 2022



NATIONAL ECONOMIC
EDUCATION DELEGATION

5

Credits and Disclaimer

- **This slide deck was authored by:**
 - Jon Haveman, NEED
- **This slide deck was reviewed by:**
 - Ronald Fisher, Michigan State University
 - William F. Fox, University of Tennessee, Knoxville
- **Disclaimer**
 - NEED presentations are designed to be nonpartisan.
 - It is, however, inevitable that the presenter will be asked for and will provide their own views.
 - Such views are those of the presenter and not necessarily those of the National Economic Education Delegation (NEED).



NATIONAL ECONOMIC
EDUCATION DELEGATION

6

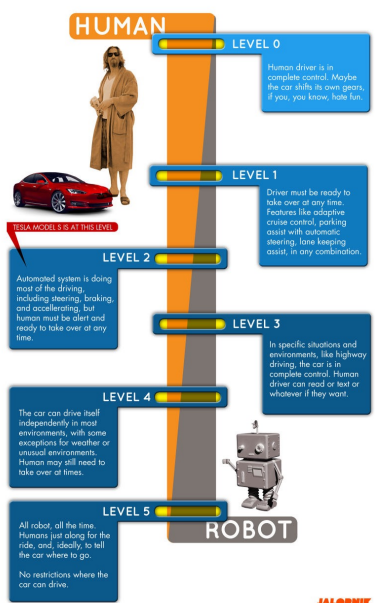

6

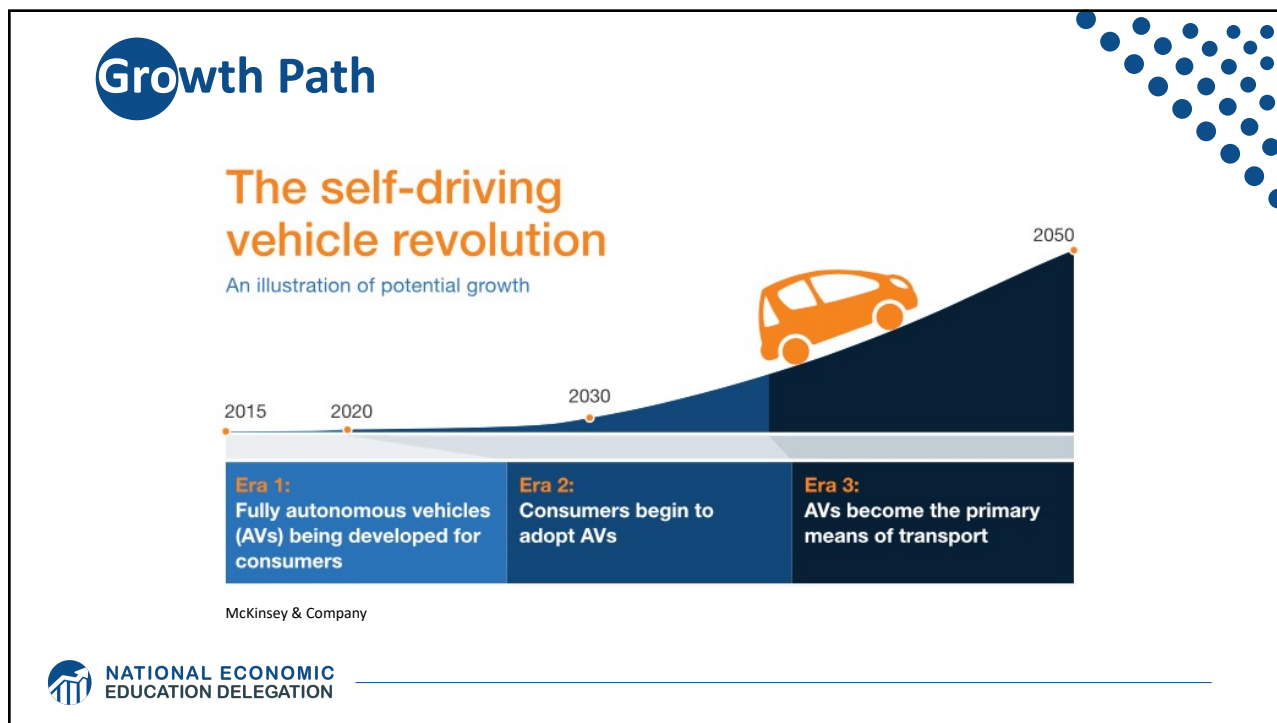
Outline

- Where does the AV path lead?
- Transition
- Policy/Planning Issues
- Major Economic/Development Changes

Autonomous Taxonomy

SAE AUTONOMY LEVELS





9

WHEN?

What do the headlines say?

NVIDIA.

NVIDIA to introduce level-4 enabling system by 2018

TOYOTA

First autonomous Toyota to be available in 2020

Audi

Audi to introduce a self-driving car by 2020

Volkswagen

Volkswagen expects first self driving cars on the market by 2019


TESLA MOTORS

Elon Musk now expects first fully autonomous Tesla by 2019, approved by 2021

NATIONAL ECONOMIC EDUCATION DELEGATION

10

40+ Corporations Working On Autonomous Vehicles



11

WHEN?

What is possible?

- **By 2025 (?)**
- **Potentially 95% of VMT by 2035.**
 - Last 5% may be very difficult to achieve.
- **Is this possible?**
 - Horses to cars: 10 years – early 1900s
 - But adoption of EVs is so slow!
 - Adoption of AVs will be rapid.



12

Waymo's self-driving cars are now available on Lyft's app in Phoenix

Hyundai plans to launch a free robot taxi service in California

Singapore's self-driving cars can now be hailed with a smartphone

NuTonomy joins forces with 'the Uber of Southeast Asia'

Cruise to offer free robo-taxi rides in S.F. for the public — without backup drivers



Waymo is in New York!



New York City



Image courtesy of Waymo

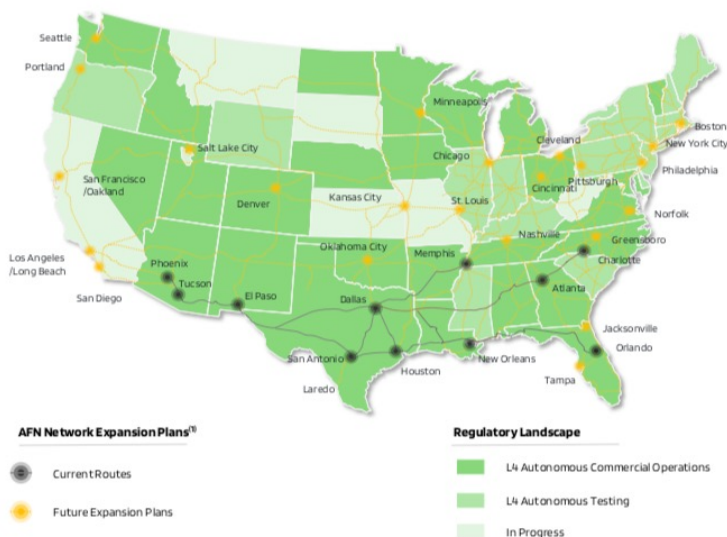


Trucking – Highly Fertile Ground

- **Long haul trucking is likely the first place we will see it adopted.**
 - Reduces costs associated with drivers.
 - End run around limits on hours of driving.
- **Where does it stand?**
 - Lots of trials underway.
 - TuSimple – actively building a long haul network.
 - Waymo – focused more on last mile/local delivery.

15

TuSimple Current and Future Routes (Level 4)



44 states
allow autonomous semi-truck testing

26 states
allow autonomous semi-truck commercial deployment

50 states
cohesive AV operations framework laid out in US DOT 4.0 AV Regulations

16

What will the future look like?



17

This:



18

But, will it be:



NATIONAL ECONOMIC
EDUCATION DELEGATION

19

Hell

- **Primarily individual private car ownership**
 - Much as today.
- **Internal combustion engines**
- **Why Hell?**
 - Dramatically increased VMT and pollution.
 - Potentially increased congestion.
 - Parking



NATIONAL ECONOMIC
EDUCATION DELEGATION

20

Two Adults and a Child: Morning Miles

And this is just the morning.....

NATIONAL ECONOMIC EDUCATION DELEGATION

21

21

Heaven

- **Vehicle ownership will be very limited**
 - Private ownership for those with specialized vehicle needs.
 - Fleet ownership will serve everybody else.
- **Engines: electric**
- **Insurance: product liability**
- **Not clear when we will get there, but this is the likely model.**
 - 2030 for widespread adoption in many regions.

NATIONAL ECONOMIC EDUCATION DELEGATION

22

22

Why is this Heaven?

- **Not only autonomous, but:**
 - Shared
 - Connected
 - Green
- **Far fewer cars in existence.**
 - Better resource utilization.
- **VMT could go up or down, but more productive than in Hell.**
- **Congestion effects – unclear, but likely reduced.**
 - Right-sized vehicles, platooning, sharing, V2V communication
- **Minimal need for parking.**



NATIONAL ECONOMIC
EDUCATION DELEGATION

23

Economics Drives Transition: Private

- **Adoption dividend for private individuals**

- Eliminate car ownership
 - Ave annual cost of owning a car: \$9,666 (2021)
 - Cost per mile will fall: \$0.64 to \$0.19
- Repurpose your garage
 - \$50,000 from transition to bedroom

Average Costs Per Mile

Miles per Year	10k	15k	20k
Average Cost	82¢	64¢	55¢

- **Time recovery**

- 50% of the Bay Area workforce has a commute in excess of 30 minutes.



NATIONAL ECONOMIC
EDUCATION DELEGATION

24

Economics Drives Transition: Public

- Economic and social costs associated with human drivers are enormous:

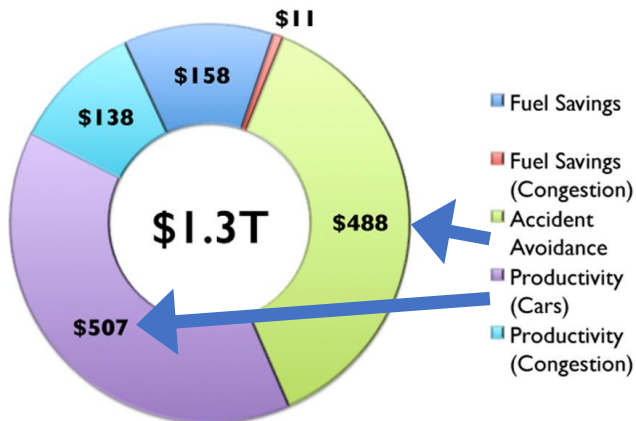
- ACCIDENTS:
 - Drive 25% of congestion.
 - Result in 40,000 deaths.
 - And 2 million injuries.
 - 90+% caused by human error.
- Increased productivity from not driving.
- Costs of human drivers estimated at up to \$1.3 TRillion each year



25

Potential Savings

Potential US Savings (\$B)



Morgan Stanley

26

Encourage Change

- **Mobility and equity considerations**
 - Elderly/disabled/impooverished
- **Safety:** only way to reduce traffic fatalities is by coordinated effort
- **Productivity:** reduced congestion
- **Environment:** speed transition to electric vehicles

These are all societal benefits that come about too slowly if the private market is left to itself.



Environment



Environmental Implications Depends: Heaven or Hell

- **Improved resource utilization**
- **More efficient travel**
 - Right sized vehicles
 - Optimized routes
 - Reduced congestion
 - No searching for parking
- **Increased VMT**
- **Cleaner technologies**
 - Electric
 - Lighter vehicles
- **Energy use of onboard electronics**
 - Weight and functional
- **Increased urban sprawl**

Bottom line: push governments at all levels to embrace and to implement policies deterring private vehicle ownership and zero passenger miles



NATIONAL ECONOMIC
EDUCATION DELEGATION

29

What Changes Will This Bring?

- **Disposable income**
- **Government finances**
- **Transportation demand**
- **Infrastructure**
- **Housing**
- **Public transportation**
- **Employment**
- **Parking**

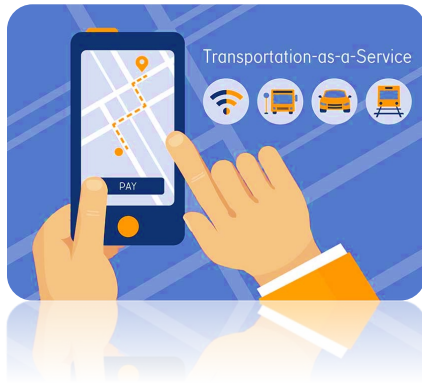
Potentially dramatic improvements in infrastructure planning and maintenance -
Data sharing and integration



NATIONAL ECONOMIC
EDUCATION DELEGATION

30

Public Transportation



- **Ambiguous implications for public transportation**
- **Demand may:**
 - Shrink because of low cost of TaaS
 - Grow because last mile problem is solved
- **Extensions may be added through contract with TaaS company**

31

Employment

- **Massive job displacement/relocation (Millions!):**
 - Drivers of all varieties: truck, taxi, delivery...
 - Car production jobs, car parts production jobs
 - Gas station, vehicle repair, and body shop
 - Police and fire
 - Health care workers
 - And so on...



32

Parking

- **Greatly reduced demand for parking lots.**
- **Service providers will own parking lots in strategic places.**
- **Street parking will largely be a thing of the past.**
 - More green space in cities
- **Shopping mall and apartment parking?**
 - Converted to housing?



NATIONAL ECONOMIC
EDUCATION DELEGATION

33

Freeing Up Urban Space from Parking

- **Los Angeles: 14% of incorporated land area**
 - 200 Square miles
- **San Francisco: 275,450 on-street parking spaces**
 - Enough to parallel-park a line of cars 60 miles longer than California's entire 840-mile coastline
- **Nationwide: (estimate) 500 million spaces**
 - That's larger than Delaware and Rhode Island combined.
 - Could be as many as 2 billion (add in Connecticut and Vermont).



NATIONAL ECONOMIC
EDUCATION DELEGATION

34

34

Summary of Change

- **Massive employment upheaval.**
- **Local government finances will look very different.**
- **Housing will be easier to build and more plentiful.**
- **Parking conversions will be commonplace.**
- **Demand for transportation infrastructure will likely decline.**
 - Transportation infrastructure technology will be a booming business.
- **Demand for public transportation may well decline.**
- **Coming likely sooner rather than later!**



NATIONAL ECONOMIC
EDUCATION DELEGATION

35

Potential Problems and Concerns

- **Expansion of the electric grid to provide sufficient capacity.**
- **Mining for rare earth minerals for batteries.**
- **Hacking of autonomous vehicles for nefarious purposes.**
- **Competition in service provision in some markets.**
- **And many more...**



NATIONAL ECONOMIC
EDUCATION DELEGATION

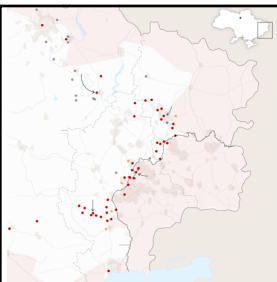
36

36

Investment Opportunities

- Parking lots/garages
- Transportation technology
- Certain residential properties
- Apartment complexes
- Infrastructure technology

37



US Economy: Update

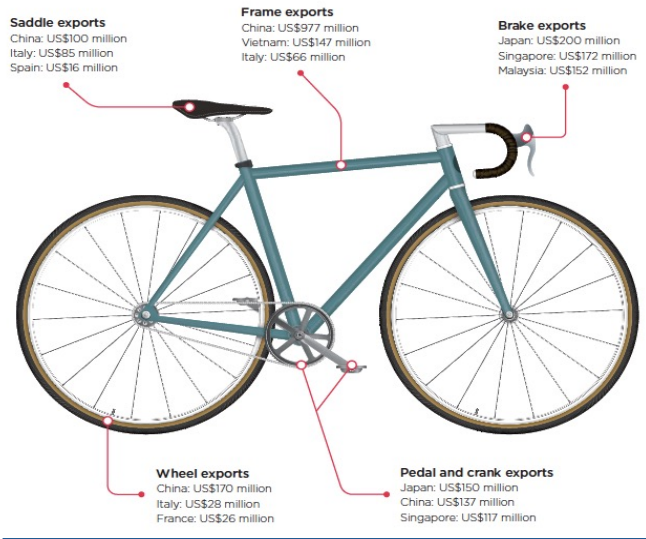
Geoffrey Woglom, Ph.D.
Amherst College, emeritus
September 2, 2022



38

Trade: Bicycle Supply Chain

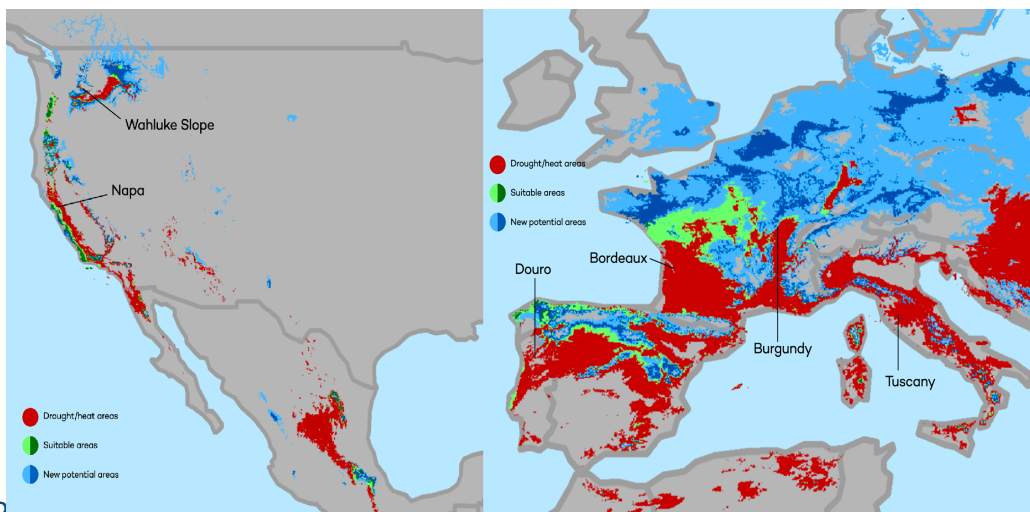
Figure 1.1 Where do bicycles come from?



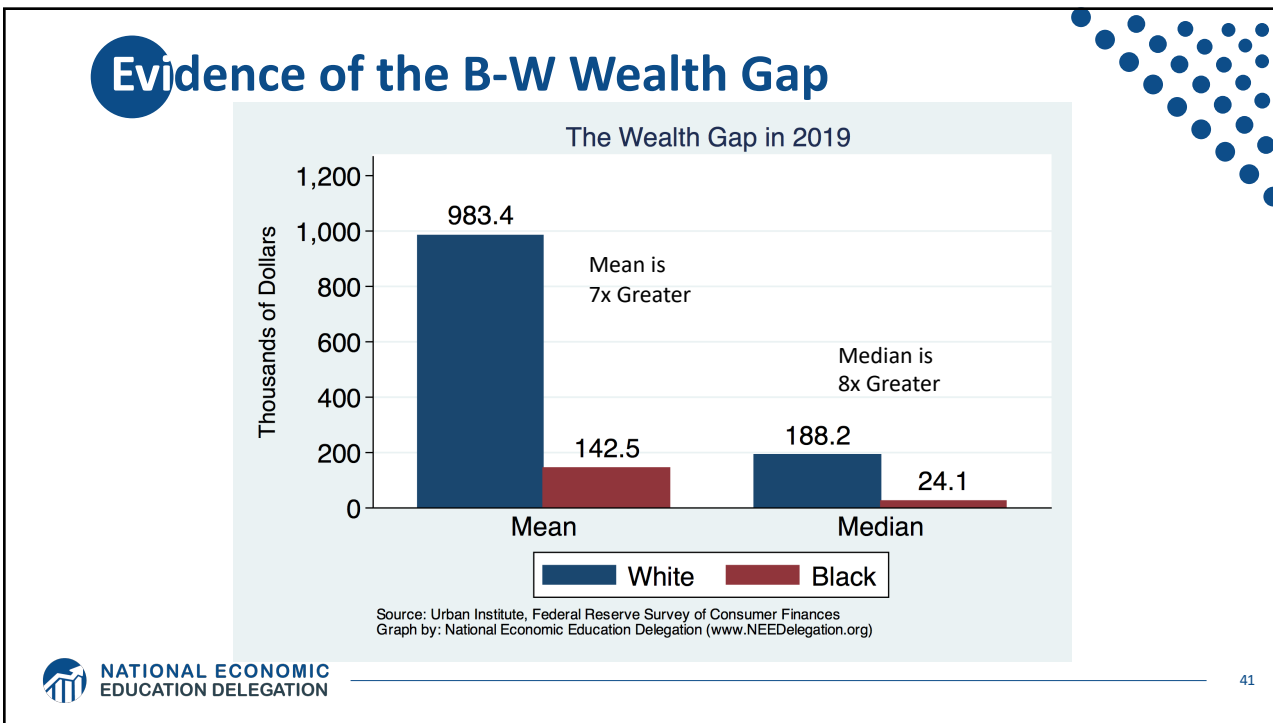
39

Climate Change Economics

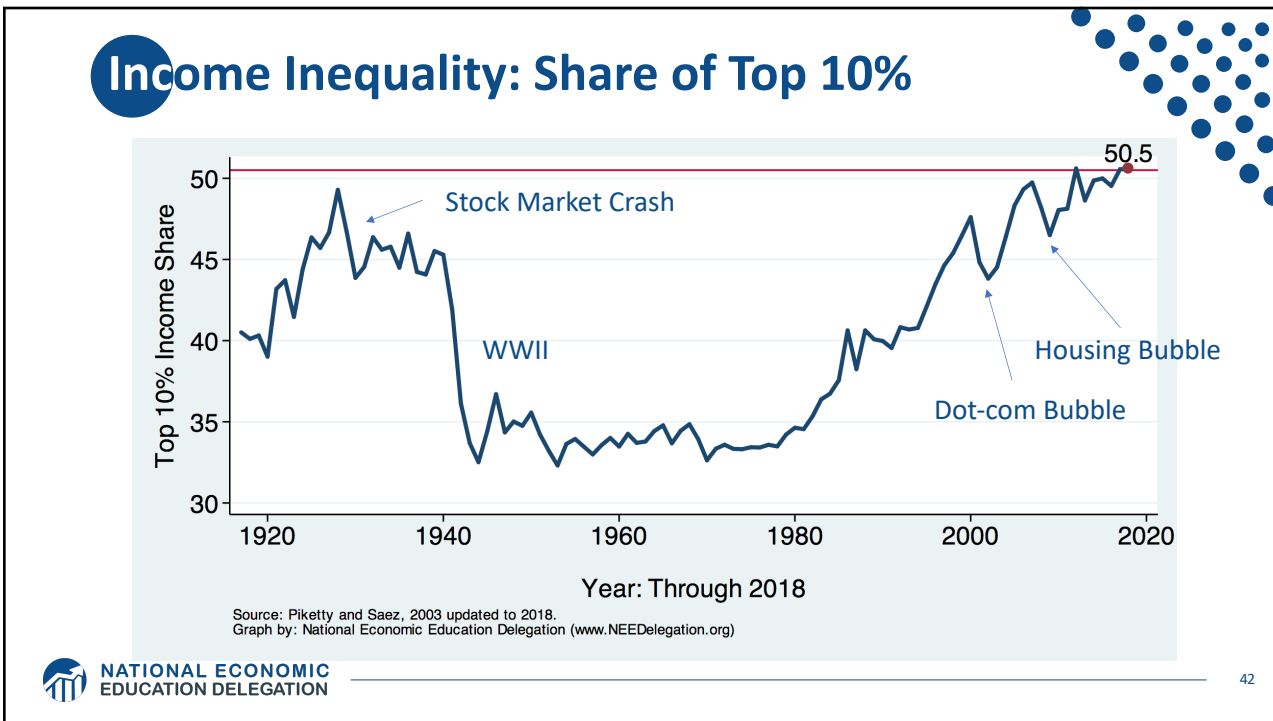
The changing map of the world's wine-growing regions.



40



41



42

Autonomous Vehicles: Jon Haveman



43

Thank you!

Any Questions?

www.NEEDelegation.org

Jon D. Haveman

Jon@NEEDelegation.org

Contact NEED: info@NEEDelegation.org

Submit a testimonial: www.NEEDelegation.org/testimonials.php

Become a Friend of NEED: www.NEEDelegation.org/friend.php



44

44